



US00D523351S

(12) **United States Design Patent**
Bieger

(10) **Patent No.:** **US D523,351 S**

(45) **Date of Patent:** **** Jun. 20, 2006**

- (54) **BREATH MINT DISPENSER**
- (75) Inventor: **Walter I. Bieger**, St. Paul, MN (US)
- (73) Assignee: **Webb Business Promotions, Incorporated**, Rosemount, MN (US)
- (**) Term: **14 Years**
- (21) Appl. No.: **29/230,668**
- (22) Filed: **May 24, 2005**
- (51) **LOC (8) Cl.** **09-03**
- (52) **U.S. Cl.** **D9/730**
- (58) **Field of Classification Search** D9/730, D9/731, 733, 735, 736, 414, 416, 417, 424, D9/430, 431, 432; D6/512, 515; D3/203.2, D3/294; D24/103, 113; 206/37, 528, 538, 206/539, 533; 222/153.07, 498, 543, 546
See application file for complete search history.

- 6,142,337 A 11/2000 Schreckenber et al.
- 6,220,480 B1 4/2001 Stankus et al.
- D482,609 S 11/2003 Weinstock
- D509,753 S * 9/2005 Shurman D9/733
- D510,874 S * 10/2005 Shurman D9/733
- D510,875 S * 10/2005 Shurman D9/733
- 2004/0004083 A1 1/2004 Grant
- 2004/0074915 A1 4/2004 Hallin

OTHER PUBLICATIONS

Jayline Catalog, Accomplish-Mints, Catalog p. 5, date unknown.
 Jayline Catalog, Slim Mints™ 9715, 9725, 9765, Catalog pp. 6 and 7, date unknown.
 Jayline-Product Details, Slim Mints 9700, <http://www.jaylineworld.com/Client Products Details/>, date printed May 12, 2005.

* cited by examiner

Primary Examiner—Nanda Bondade
Assistant Examiner—Shanda C. Hill
 (74) *Attorney, Agent, or Firm*—Merchant & Gould P.C.

(56) **References Cited**

U.S. PATENT DOCUMENTS

- 3,191,803 A 6/1965 Hamilton
- 3,968,902 A 7/1976 Bachmann
- 4,230,236 A 10/1980 Boulter
- 4,230,237 A 10/1980 de Wit
- 4,354,619 A 10/1982 Wippermann et al.
- 4,402,425 A 9/1983 von Schuckmann
- 4,418,838 A 12/1983 Gallina
- 4,854,478 A 8/1989 Gyimothy
- 5,018,644 A 5/1991 Hackmann et al.
- D329,806 S * 9/1992 Kindt D9/430
- 5,366,113 A 11/1994 Kim et al.
- 5,513,774 A 5/1996 Dominquez
- 5,657,901 A 8/1997 Farside
- D406,759 S * 3/1999 Lawrence D9/430
- 5,897,025 A 4/1999 Flewitt et al.

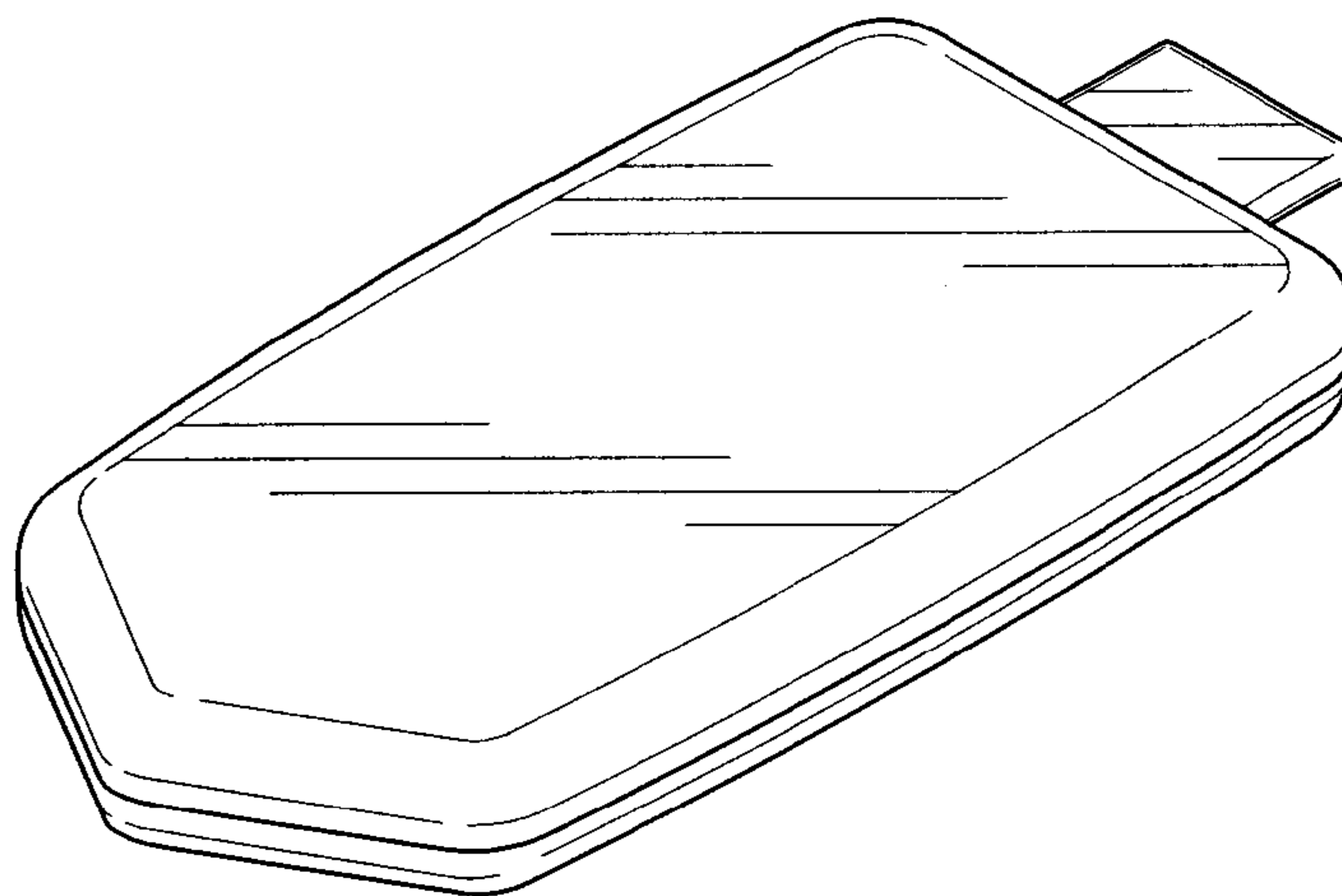
(57) **CLAIM**

The ornamental design for a breath mint dispenser, as shown and described.

DESCRIPTION

FIG. 1 is a front, left, side perspective view of a breath mint dispenser showing my new design;
 FIG. 2 is a top plan view thereof;
 FIG. 3 is a bottom plan view thereof;
 FIG. 4 is a right side elevational view thereof, the left side elevational view being a mirror image thereto;
 FIG. 5 is a front elevational view thereof; and,
 FIG. 6 is a rear elevational view thereof.

1 Claim, 1 Drawing Sheet



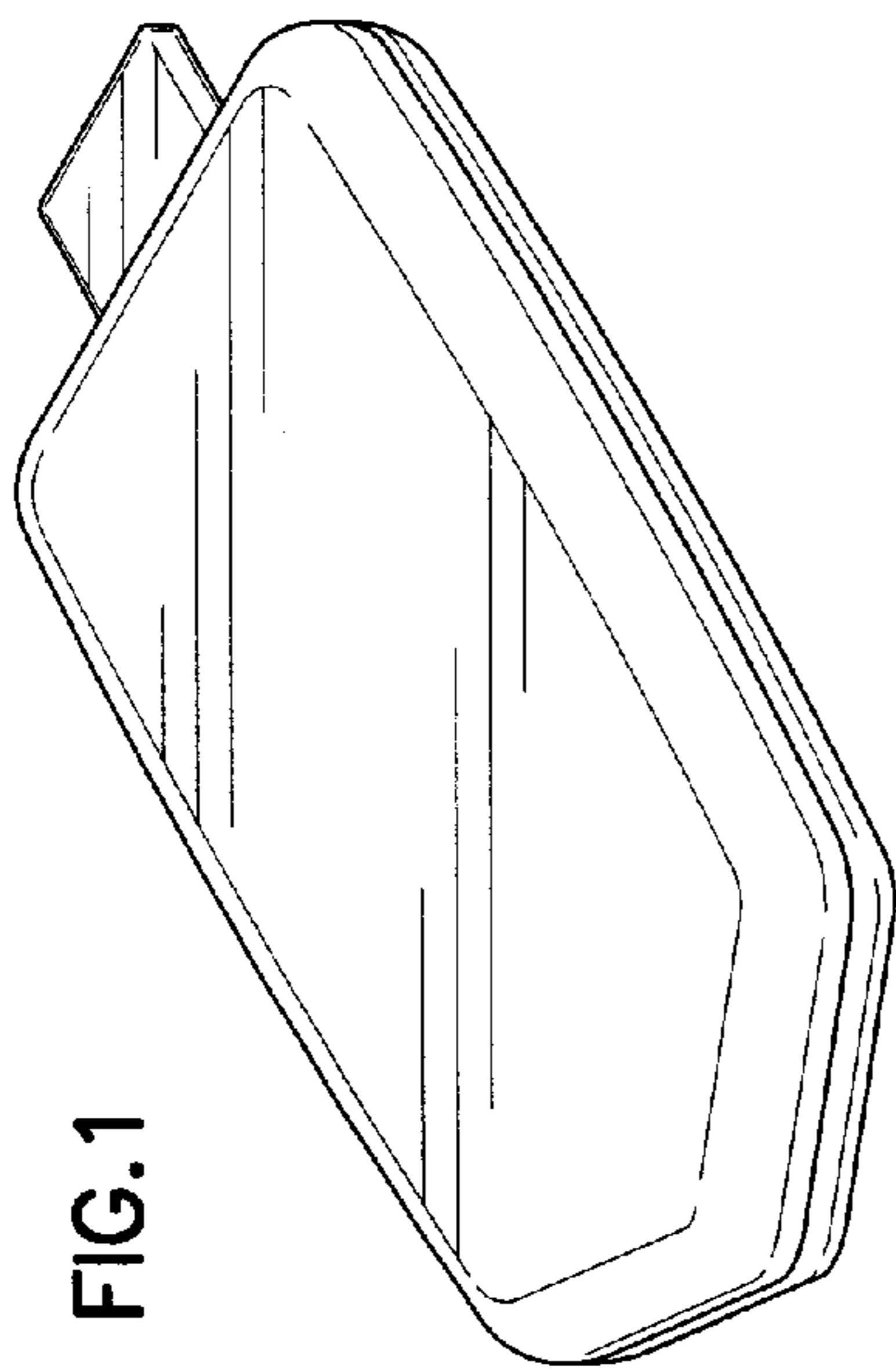


FIG. 1

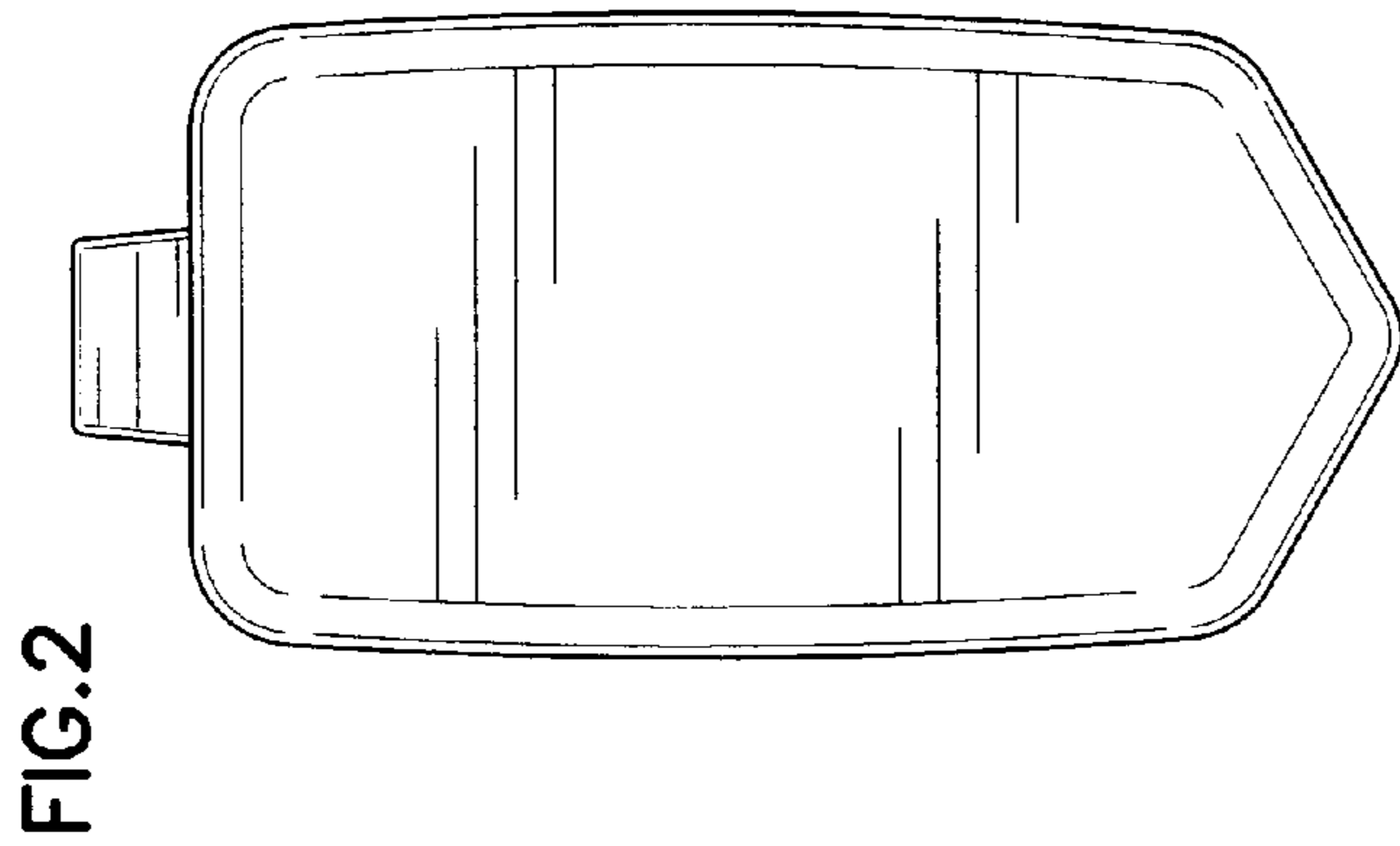


FIG. 2




FIG. 3




FIG. 4

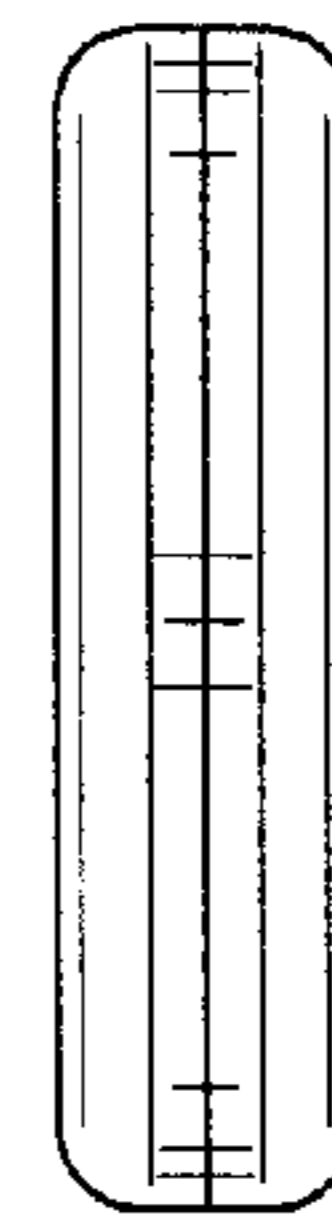


FIG. 5

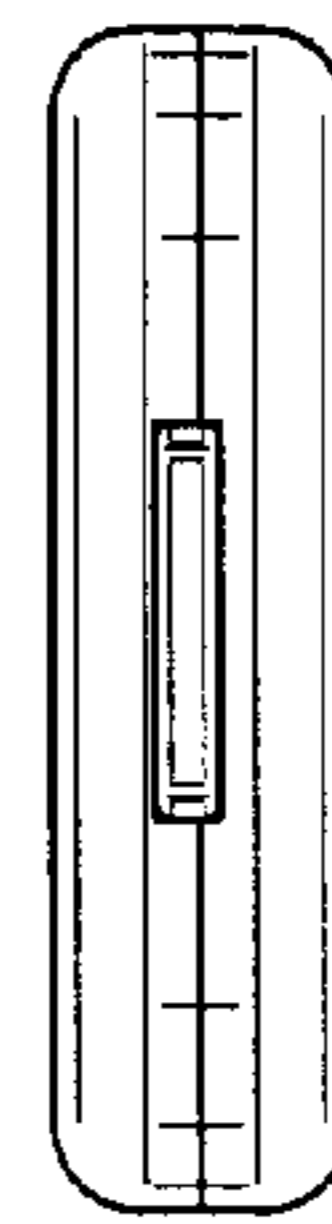


FIG. 6