

US00D523342S

(12) **United States Design Patent Grant** (10) **Patent No.:** **US D523,342 S**
(45) **Date of Patent:** **** Jun. 20, 2006**

(54) **SPRAY DISPENSER**
(75) Inventor: **Bradford S. Grant**, Bridgewater, NJ (US)
(73) Assignee: **Warner-Lambert Company LLC**, Morris Plains, NJ (US)

EP 0141725 A1 10/1984
EP 0670186 A2 12/1990
EP 0601348 A1 11/1993
FR 2702195 A1 3/1993
FR 2545382 A1 5/1993
GB 3009950 * 3/2003
WO WO9210408 A1 6/1992

(**) Term: **14 Years**
(21) Appl. No.: **29/211,406**
(22) Filed: **Aug. 16, 2004**

OTHER PUBLICATIONS

U.S. Appl. No. 60/601,883, filed Aug. 16, 2004, Bradford Grant.
U.S. Appl. No. 29/221,407, filed Aug. 16, 2004, Bradford Grant.
U.S. Appl. No. 29/211,409, filed Aug. 16, 2004, Bradford Grant.
U.S. Appl. No. 29/211,521, filed Aug. 16, 2004, Bradford Grant.
U.S. Appl. No. 29/211,388, filed Aug. 16, 2004, Mark Zeh et al.
U.S. Appl. No. 29/211,386, filed Aug. 16, 2004, Mark Zeh et al.
U.S. Appl. No. 29/211,399, filed Aug. 16, 2004, Bradford Grant.
U.S. Appl. No. 60/601,876, filed Aug. 16, 2004, Bradford Grant.

(51) **LOC (8) Cl.** **09-01**
(52) **U.S. Cl.** **D9/516; D9/535; D9/553**
(58) **Field of Classification Search** D9/414, D9/435, 443, 445, 448, 516, 521, 529, 530, D9/535, 549, 551, 553, 558, 566, 572-573, D9/682, 686-694; D28/7, 76, 91.1; D23/366; D3/215; 222/321.1-321.9; 215/382-384, 215/396, 398; D24/110

See application file for complete search history.

(56) **References Cited**

U.S. PATENT DOCUMENTS

595,414 A * 12/1897 Roach 215/11.1
1,794,385 A * 3/1931 McAtree 401/60
3,410,459 A * 11/1968 Conley 215/398 X
D216,248 S * 12/1969 Hills D9/529
D254,163 S * 2/1980 Sidor D9/535
D277,549 S * 2/1985 Martinez D9/687
D278,370 S * 4/1985 Speitel D28/91.1
D288,491 S * 2/1987 Speitel D28/91.1
D301,912 S * 6/1989 Ward D23/366 X
D310,022 S * 8/1990 Anderson D9/688
5,307,960 A 5/1994 Fay, Sr.
5,348,193 A 9/1994 Bruckner et al.
5,477,990 A 12/1995 Saito et al.
D407,644 S 4/1999 de Maillard et al.

(Continued)

FOREIGN PATENT DOCUMENTS

DE G7431161.801 9/1974
DE G9217863.401 12/1992

Primary Examiner—Carol Rademaker
(74) *Attorney, Agent, or Firm*—Evan J. Federman; Darryl C. Little; Erika Singleton Wilson

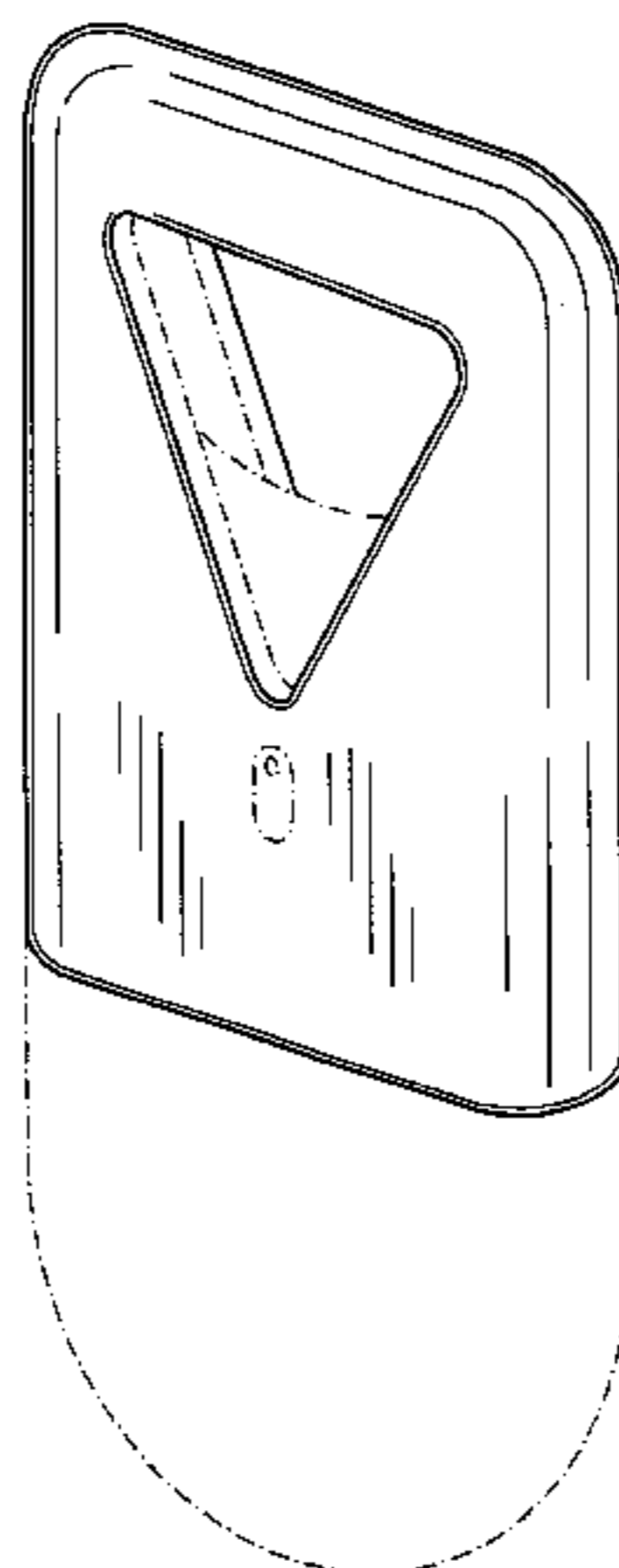
(57) **CLAIM**

I claim the ornamental design for a spray dispenser, as shown and described.

DESCRIPTION

FIG. 1 is a front perspective view of the spray dispenser; FIG. 2 is a front elevational view of the spray dispenser; FIG. 3 is a top plan view of the spray dispenser; FIG. 4 is a side elevational view of the spray dispenser; and, FIG. 5 is a rear elevational view of the spray dispenser. The broken lines in the drawings are for illustrative purposes only and form no part of the claimed design.

1 Claim, 5 Drawing Sheets



US D523,342 S

Page 2

U.S. PATENT DOCUMENTS

| | | | | | | | |
|----------------|---------|------------------|-----------|--------------|--------|--------------------|----------|
| D424,947 S * | 5/2000 | Mangold | D9/535 | D471,005 S * | 3/2003 | Hastings | D3/215 |
| 6,179,166 B1 * | 1/2001 | Dallas, Jr. | 222/212 X | D486,387 S * | 2/2004 | Lee et al. | D9/719 |
| D449,978 S * | 11/2001 | Viellard | D9/687 | D494,065 S * | 8/2004 | Hook | D9/435 X |
| D457,061 S | 5/2002 | Walters | | D507,965 S * | 8/2005 | Alvino et al. | D9/414 |

* cited by examiner

FIG. 1

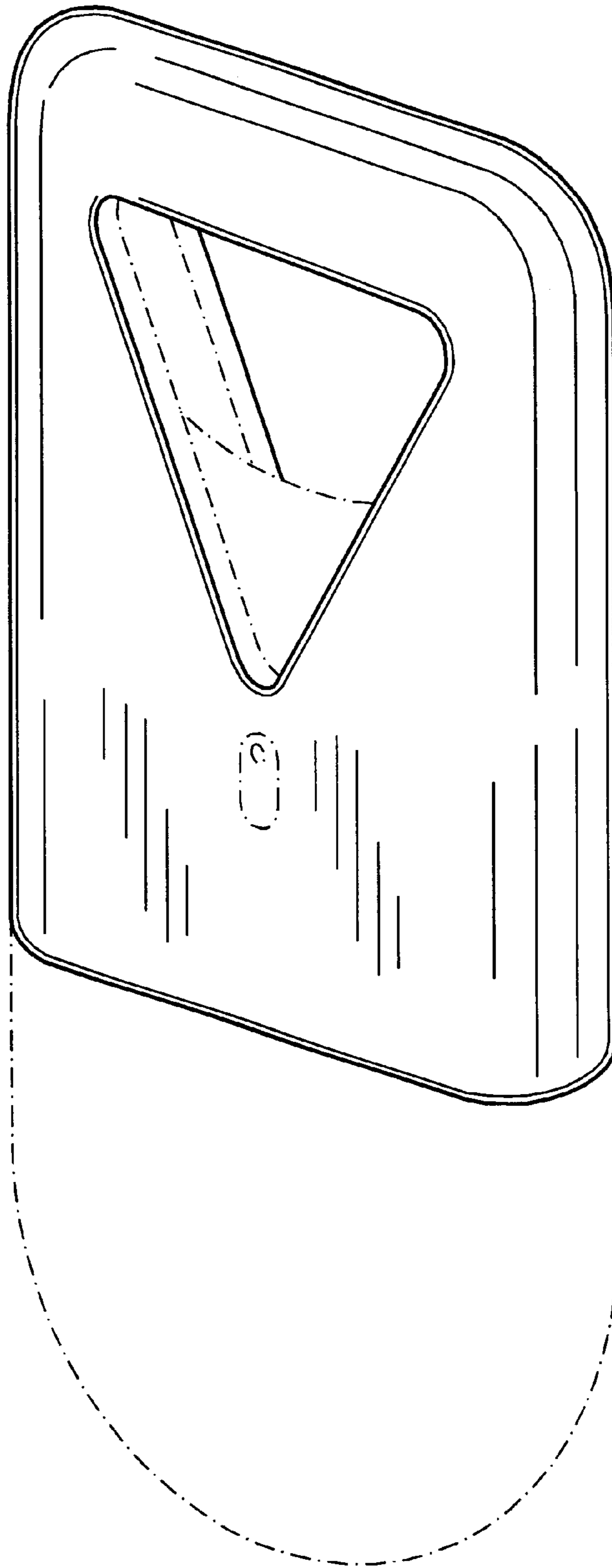


FIG. 2

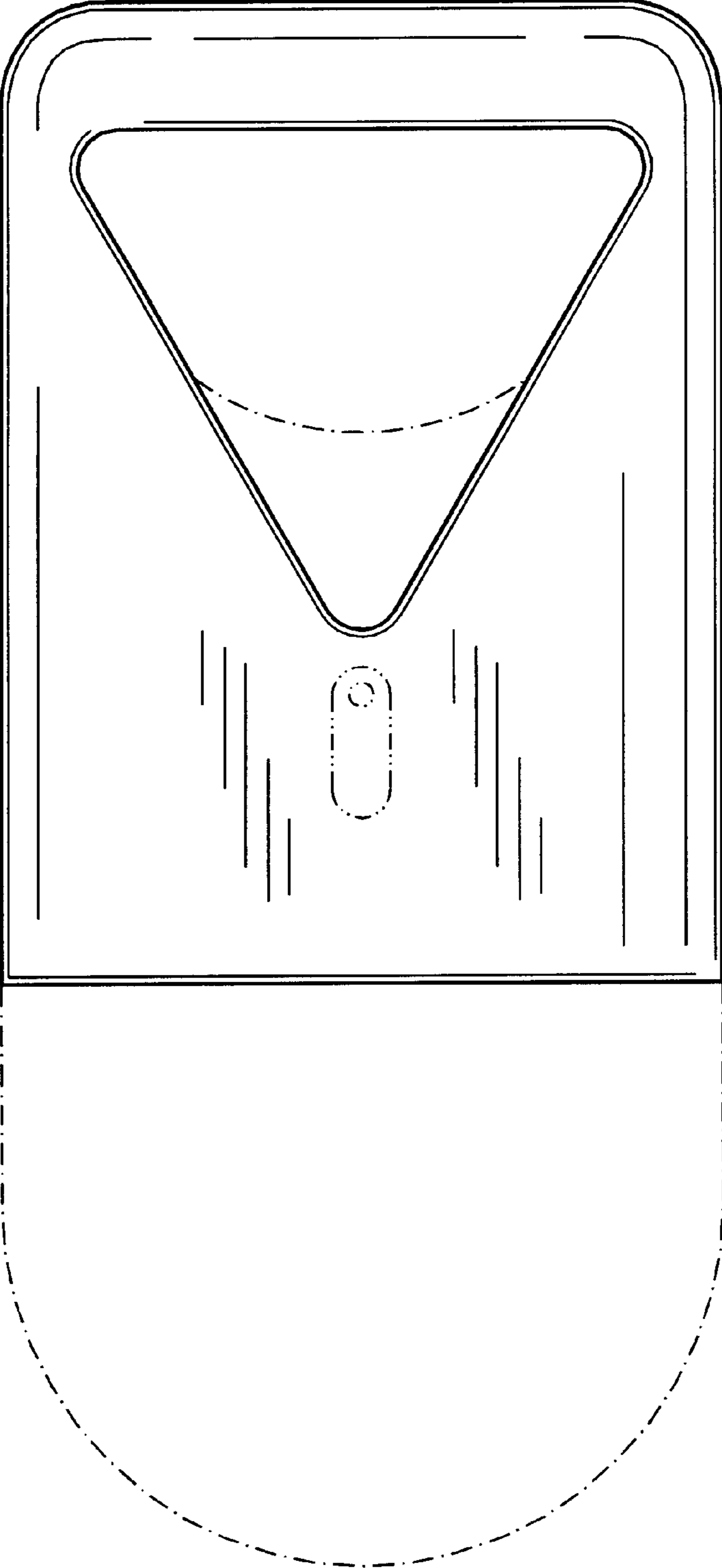


FIG. 3




FIG. 4

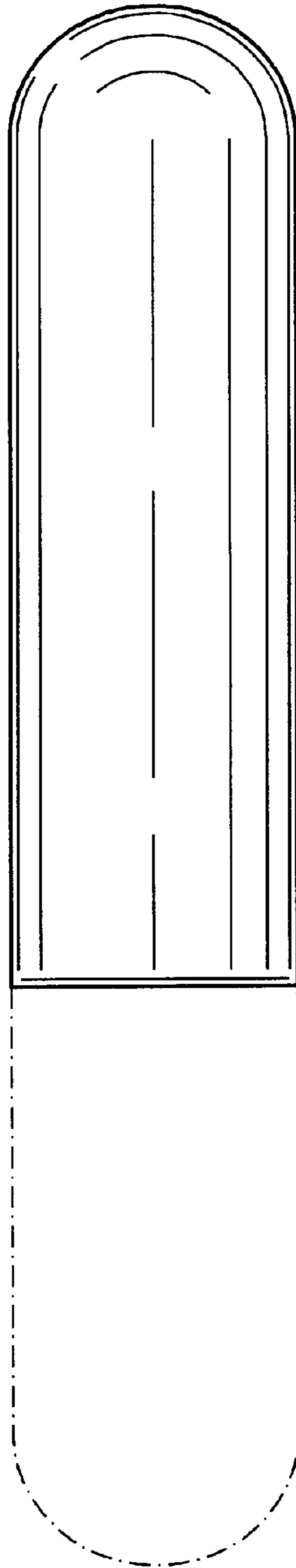


FIG. 5

