

US00D523313S

(12) **United States Design Patent**  
**Ellis**

(10) **Patent No.:** **US D523,313 S**

(45) **Date of Patent:** **\*\* Jun. 20, 2006**

(54) **DRILL BIT**

(76) Inventor: **Liam Patrick Ellis**, One Griffiths Street, Fairlight, Sydney (AU), 2094

(\*\*) Term: **14 Years**

(21) Appl. No.: **29/178,366**

(22) Filed: **Mar. 25, 2003**

(30) **Foreign Application Priority Data**

Sep. 25, 2002 (AU) ..... 2980/2002

(51) **LOC (8) Cl.** ..... **08-01**

(52) **U.S. Cl.** ..... **D8/70**

(58) **Field of Classification Search** ..... D8/61, D8/62, 63, 64, 65, 66, 67, 68, 69, 70; D15/138, D15/139, 140; 408/214, 222, 223, 226, 229, 408/230, 239 A, 239 R  
See application file for complete search history.

(56) **References Cited**

**U.S. PATENT DOCUMENTS**

- 38,119 A \* 4/1863 Morse ..... 408/230
- 118,178 A \* 8/1871 Arnold ..... 408/230
- 253,263 A \* 2/1882 Bultmann ..... 408/223
- 320,966 A \* 6/1885 Richards ..... 408/230
- 329,174 A \* 10/1885 Johnson ..... 408/230
- 410,614 A \* 9/1889 Steiner ..... 408/223
- 879,631 A \* 2/1908 Gregson ..... 408/226
- 1,131,991 A \* 3/1915 Bocorselski ..... 408/230
- 2,918,954 A \* 12/1959 Miller ..... 408/223
- 2,981,127 A \* 4/1961 Ransom ..... 408/229
- 3,085,453 A \* 4/1963 Mossberg ..... 408/226
- 4,314,616 A \* 2/1982 Rauckhorst et al. .... D15/139
- 4,330,229 A \* 5/1982 Croydon ..... D15/139
- 4,536,107 A \* 8/1985 Sandy et al. .... D15/139
- 4,789,276 A \* 12/1988 Clarke ..... 408/230
- 4,813,823 A \* 3/1989 Bieneck ..... 408/230
- D343,563 S \* 1/1994 Tinalt ..... D8/70
- D345,495 S \* 3/1994 Priddy ..... D8/70
- D347,848 S \* 6/1994 Maynard, Jr. .... D15/139
- 5,540,453 A \* 7/1996 Sakamaki ..... 408/226

- D390,239 S \* 2/1998 Malin ..... D15/139
- D408,424 S \* 4/1999 Schmotzer ..... D15/139
- D415,774 S \* 10/1999 Wakai ..... D15/139
- D419,575 S \* 1/2000 Kouvelis ..... D15/139
- 6,045,305 A \* 4/2000 Plummer ..... 408/226
- D428,027 S \* 7/2000 Kouvelis ..... D15/139
- D430,584 S \* 9/2000 Kouvelis ..... D15/139
- 6,190,097 B1 \* 2/2001 Thomas ..... 408/229
- D445,436 S \* 7/2001 George ..... D15/139
- D447,495 S \* 9/2001 Strobel et al. .... D15/139
- D477,978 S \* 8/2003 Hyde ..... D8/70
- 6,739,872 B1 \* 5/2004 Turri ..... 408/202
- D504,446 S \* 4/2005 Kobayashi ..... D15/139
- 2002/0057951 A1 \* 5/2002 Silver ..... 408/230
- 2004/0037662 A1 \* 2/2004 Kaneko et al. .... 408/230

**OTHER PUBLICATIONS**

Wood bits, p. 59, 1930 Simmons, Hardware Co. catalogue.\*

\* cited by examiner

*Primary Examiner*—Gary D. Watson

*Assistant Examiner*—T. Chase Nelson

(74) *Attorney, Agent, or Firm*—Welsh & Katz

(57) **CLAIM**

The ornamental design for a drill bit, as shown and described.

**DESCRIPTION**

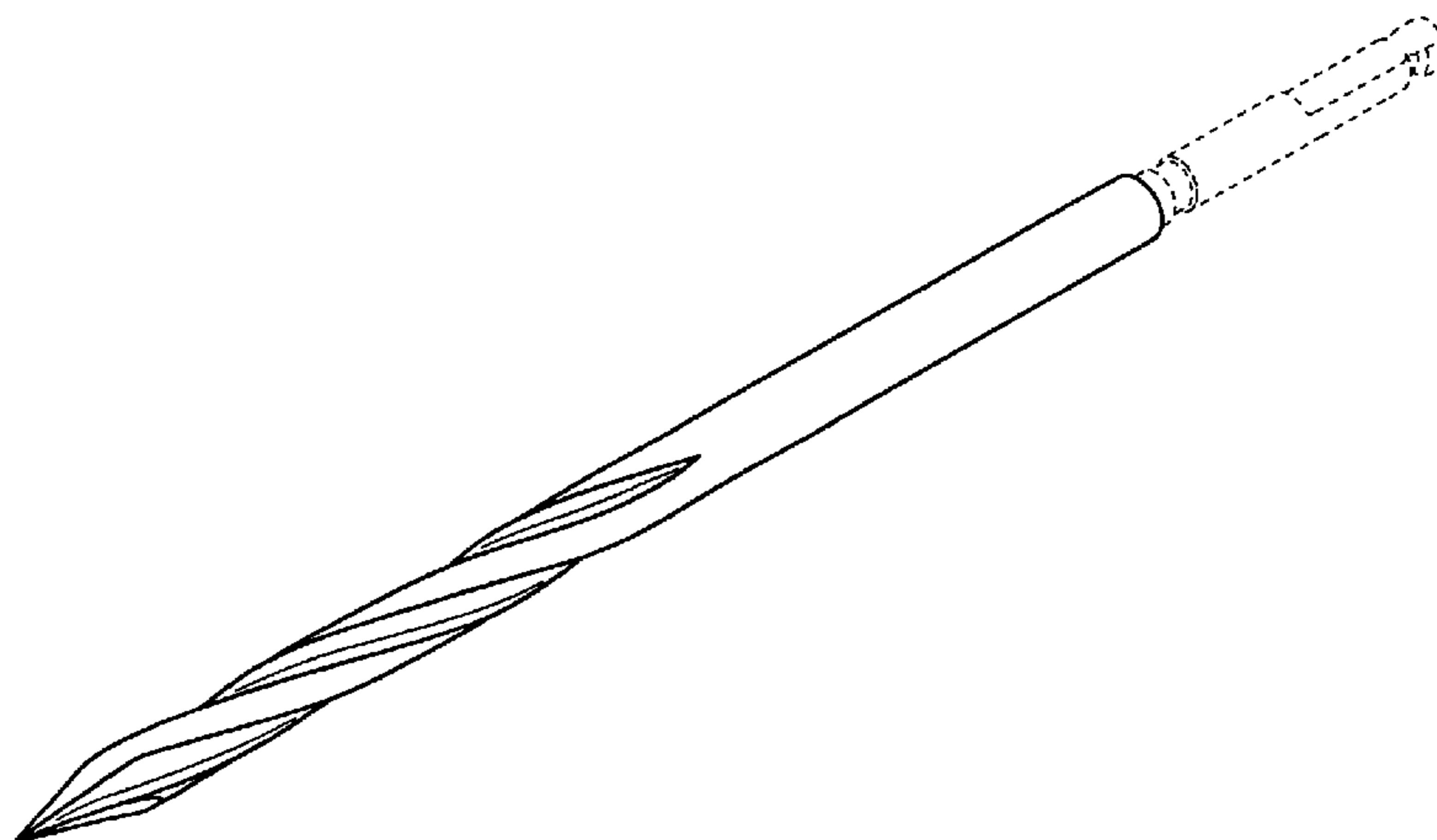
FIG. 1 is a perspective view of the drill bit of the subject invention, the opposite side being a mirror image thereof.

FIG. 2 is a greatly enlarged front end view of the drill bit of FIG. 1; and,

FIG. 3 is an enlarged, partial perspective view of the tip of the drill bit of FIG. 1, it being understood that the line indicating the point at which it is broken off forms no part of the claimed design.

The broken line showing of unclaimed portions of the drill bit are for illustrative purposes only and form no part of the claimed design.

**1 Claim, 2 Drawing Sheets**



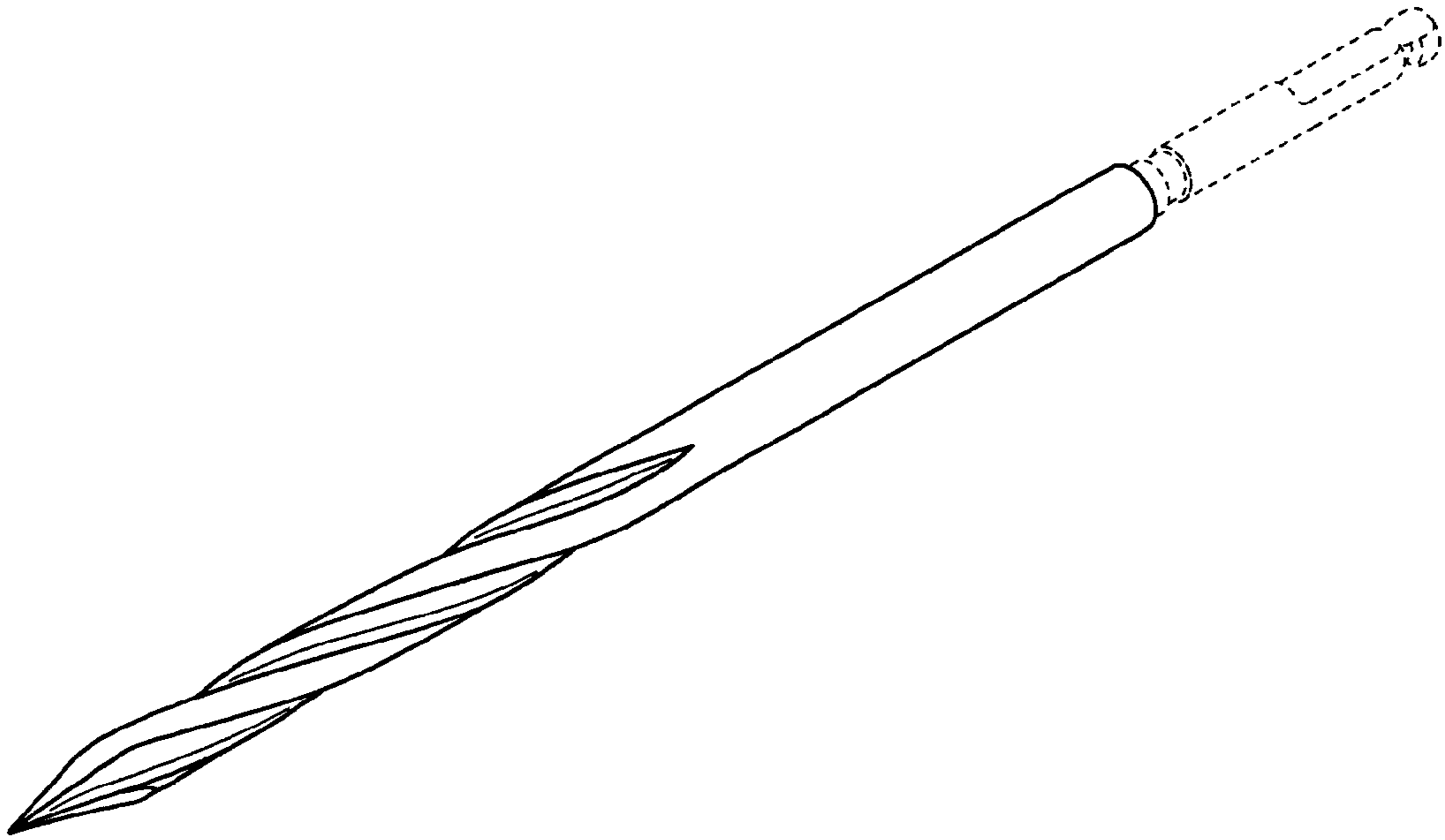


FIG. 1

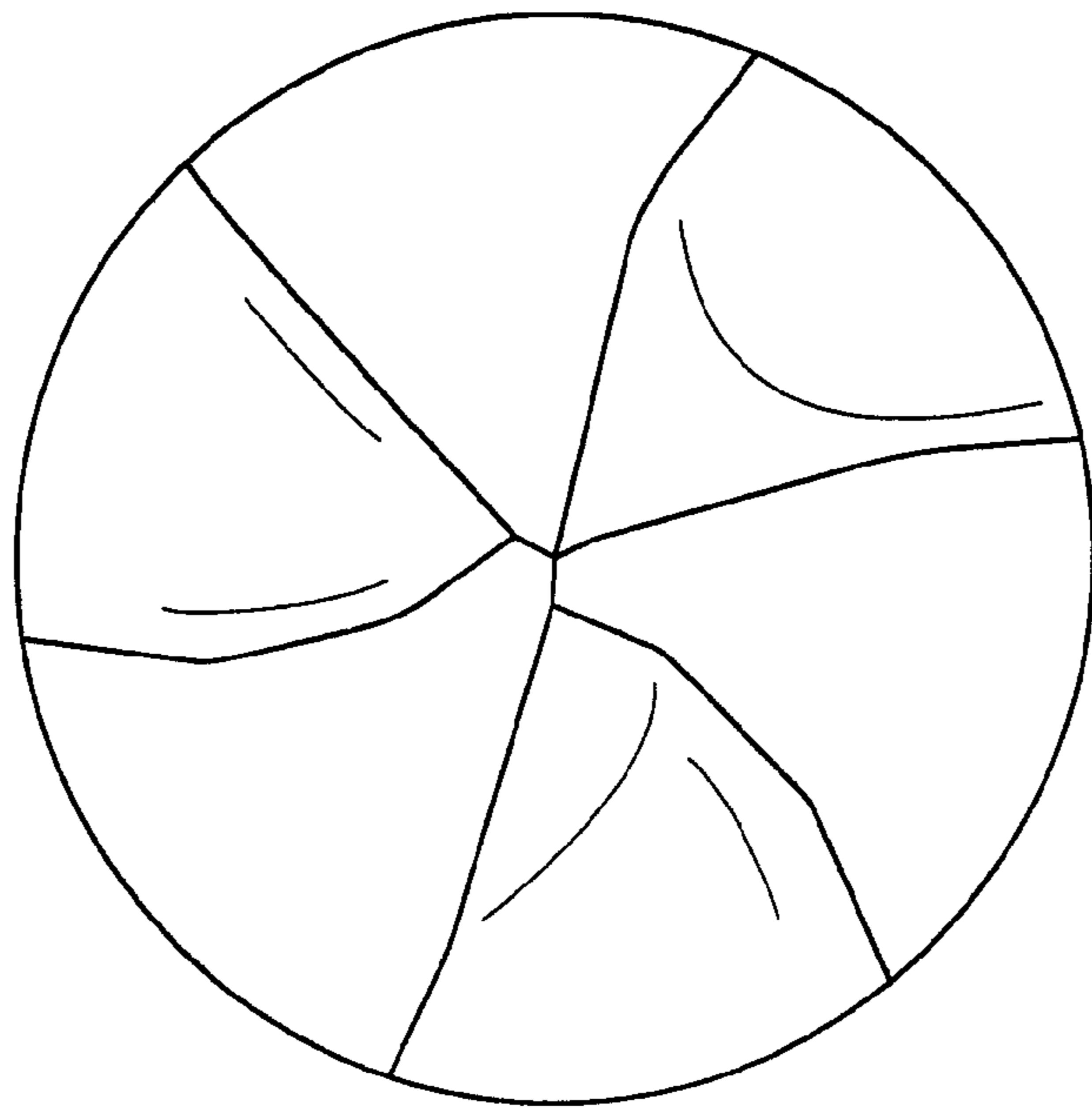



FIG. 2



**FIG. 3**