



US00D523298S

(12) **United States Design Patent**  
**Yang et al.**

(10) **Patent No.:** **US D523,298 S**  
(45) **Date of Patent:** **\*\* Jun. 20, 2006**

(54) **UTENSIL HOLDER**

(75) Inventors: **Frank Yang**, Rancho Palos Verdes, CA (US); **Myk Wayne Lum**, Irvine, CA (US); **Joe Sandor**, Santa Ana Heights, CA (US)

(73) Assignee: **Simplehuman LLC**, Los Angeles, CA (US)

(\*\*) Term: **14 Years**

(21) Appl. No.: **29/237,280**

(22) Filed: **Aug. 29, 2005**

**Related U.S. Application Data**

(63) Continuation-in-part of application No. 29/234,087, filed on Jul. 13, 2005.

(51) **LOC (8) Cl.** ..... **07-06**

(52) **U.S. Cl.** ..... **D7/637**

(58) **Field of Classification Search** ..... D7/637-641;  
D32/2, 3, 55; D19/77, 78; 211/41.2, 60.1,  
211/70.6, 70.7, 71.01, 126.1, 126.13, 126.14;  
220/480, 483

See application file for complete search history.

(56) **References Cited**

U.S. PATENT DOCUMENTS

D187,290 S \* 2/1960 Miller ..... D32/55  
5,490,607 A \* 2/1996 Hsieh et al. .... 211/70.7  
D395,801 S \* 7/1998 Miller ..... D7/641  
D486,184 S \* 2/2004 Leithaeuser ..... D19/77

\* cited by examiner

*Primary Examiner*—Terry A. Wallace

(74) *Attorney, Agent, or Firm*—Raymond Sun

(57) **CLAIM**

The ornamental design for the utensil holder, as shown and described.

**DESCRIPTION**

FIG. 1 is a perspective view of utensil holder according to the present invention.

FIG. 2 is a front plan view of FIG. 1.

FIG. 3 is a top plan view of FIG. 1.

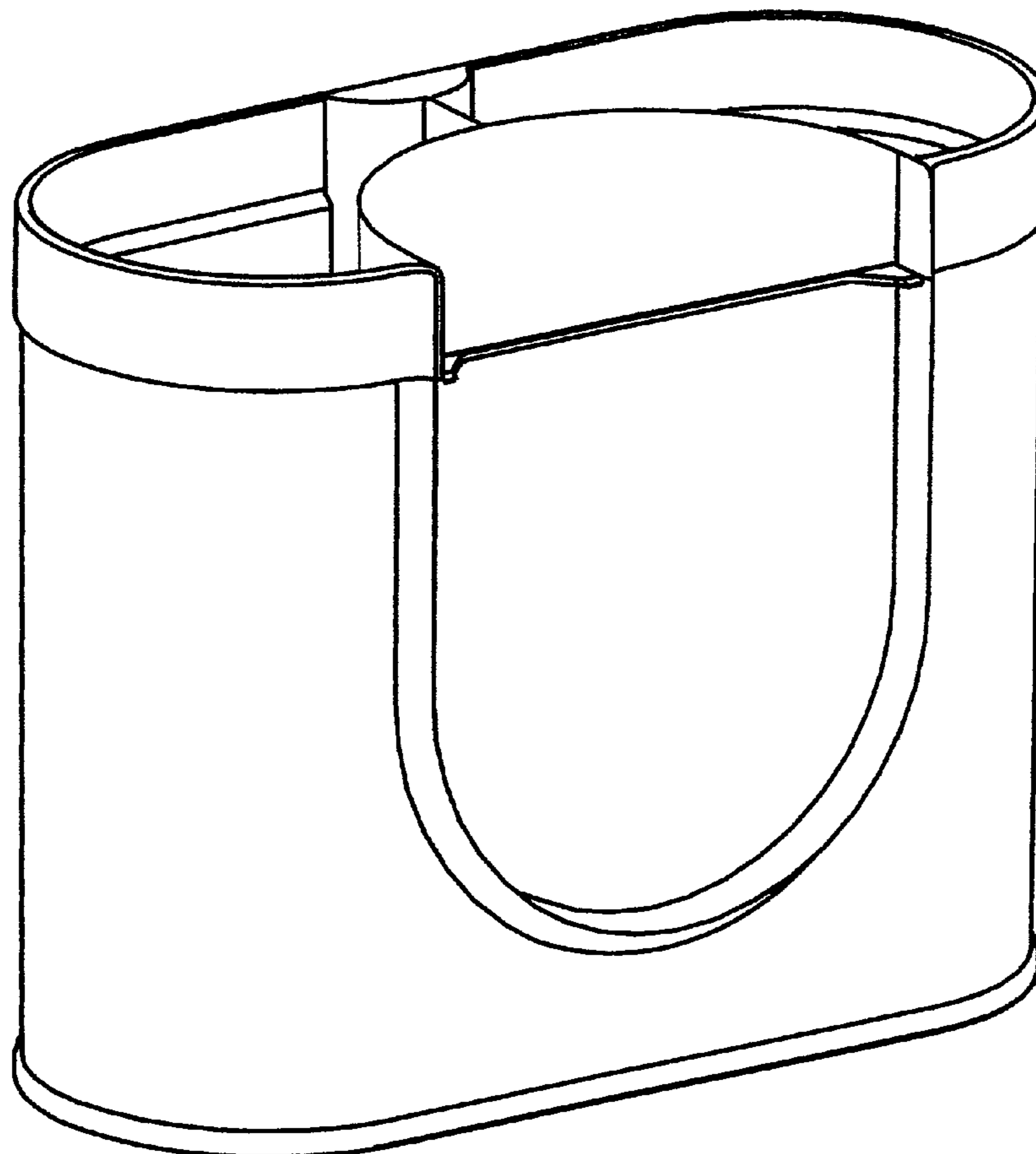
FIG. 4 is a left plan view of FIG. 1.

FIG. 5 is a right plan view of FIG. 1.

FIG. 6 is a rear plan view of FIG. 1; and,

FIG. 7 is a bottom plan view of FIG. 1.

**1 Claim, 7 Drawing Sheets**



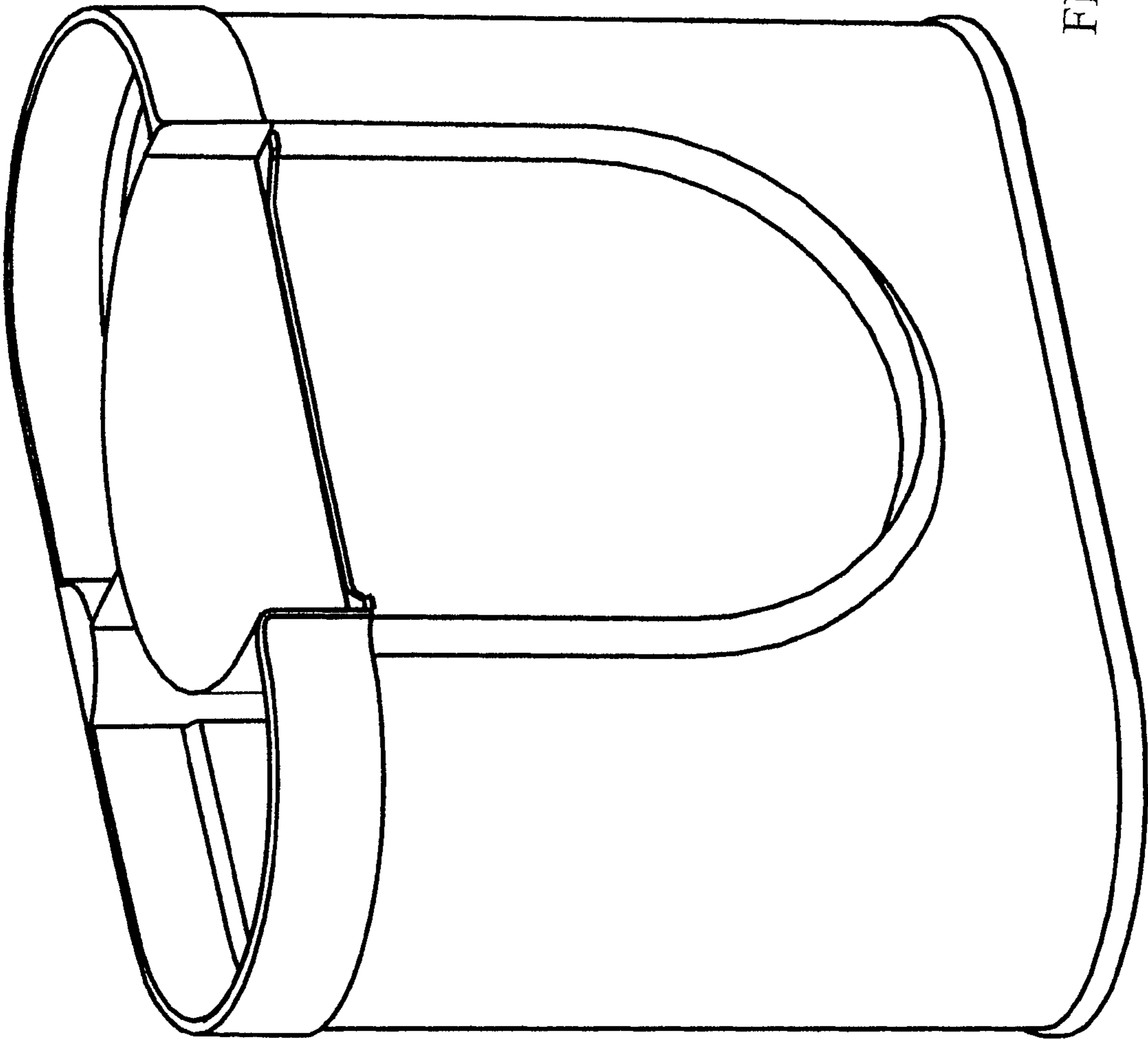


FIG. 1

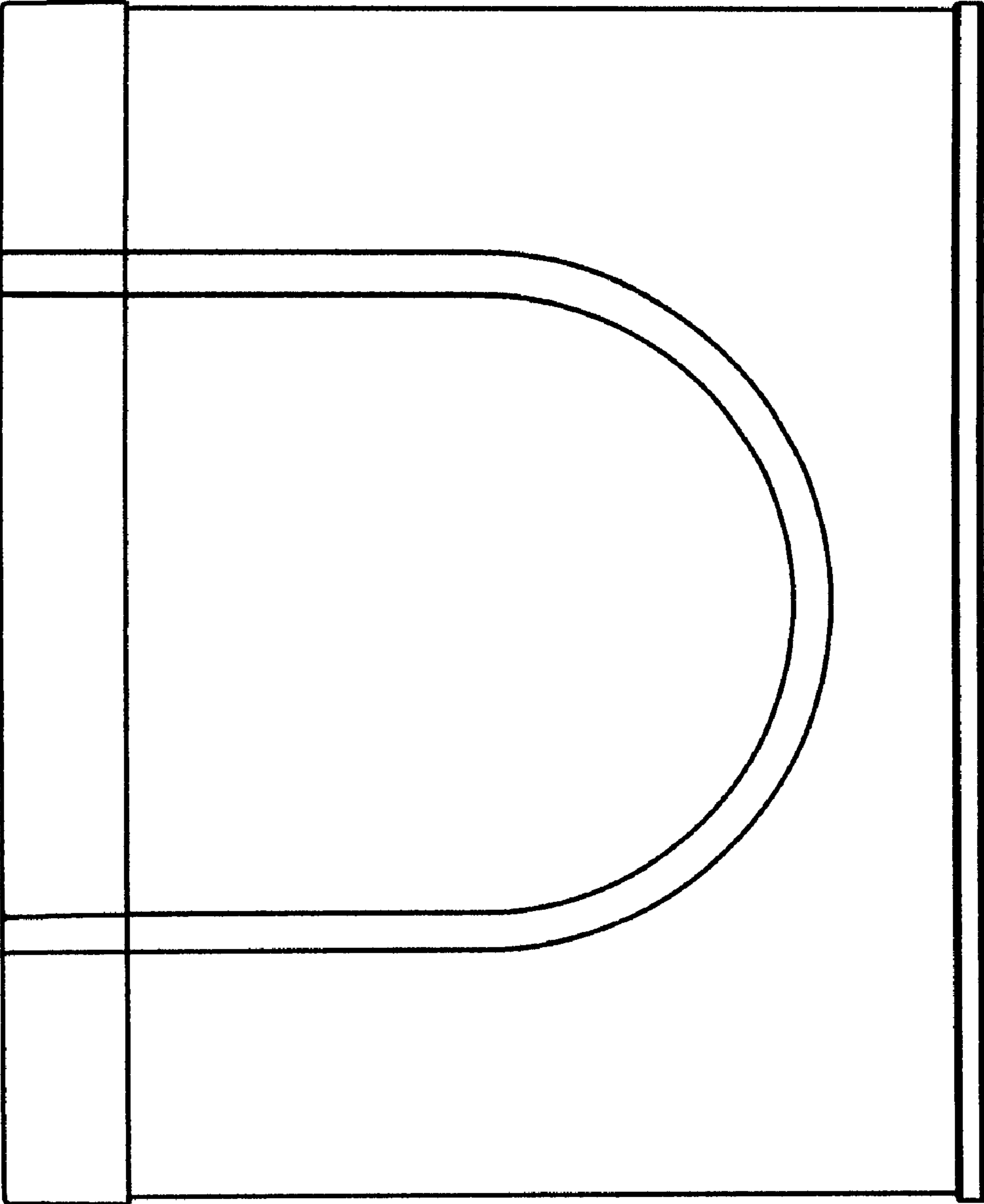


FIG. 2

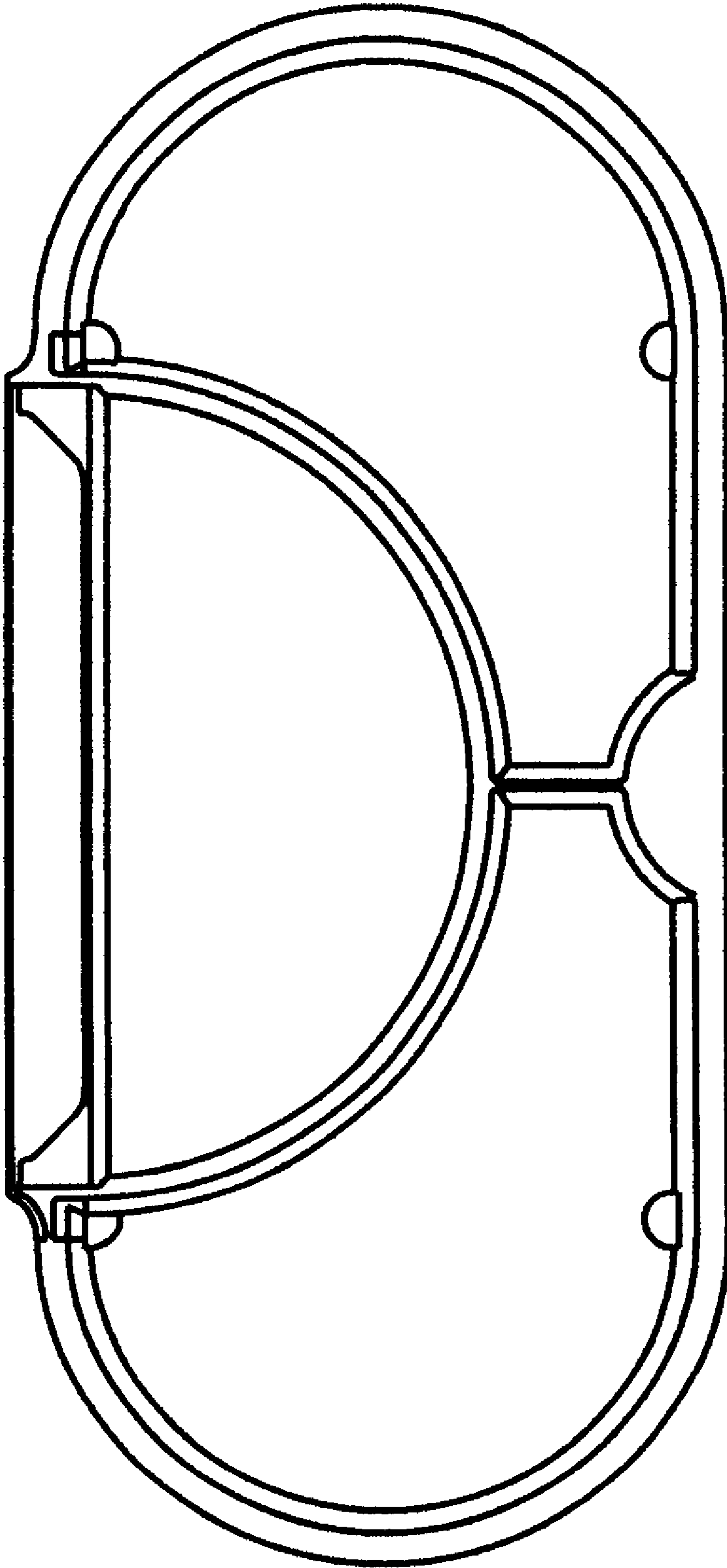


FIG. 3




FIG. 4




FIG. 5




FIG. 6




FIG. 7