



US00D523294S

(12) **United States Design Patent**
Gregorczyk

(10) **Patent No.:** **US D523,294 S**

(45) **Date of Patent:** **** Jun. 20, 2006**

(54) **ABSORBENT SLEEVE**

(76) **Inventor:** **Raymond Gregorczyk**, 401 E. 80th St.,
34K, New York, NY (US) 10021

(**) **Term:** **14 Years**

(21) **Appl. No.:** **29/211,317**

(22) **Filed:** **Aug. 13, 2004**

(51) **LOC (8) Cl.** **07-06**

(52) **U.S. Cl.** **D7/624.2**

(58) **Field of Classification Search** D7/619.1-625;
220/752, 753, 756, 713, 737-739, 793, 710.5;
229/400-404, 87.01, 89, 4.5, 87.04; 294/31.2,
294/87.1, 152, 165

See application file for complete search history.

(56) **References Cited**

U.S. PATENT DOCUMENTS

1,866,805 A * 7/1932 Haywood 220/737
1,999,878 A * 4/1935 La Bombard 229/402

6,250,545 B1 * 6/2001 Mazzarolo et al. 229/403
6,273,333 B1 * 8/2001 Ward 229/402

* cited by examiner

Primary Examiner—Terry A. Wallace

(74) *Attorney, Agent, or Firm*—Michaud-Duffy Group LLP


(57) **CLAIM**

The ornamental design for an absorbent sleeve, as shown and described.

DESCRIPTION

FIG. 1 is a perspective view of the absorbent sleeve, FIG. 2 is a front view of the absorbent sleeve, FIG. 3 is a right side view of the absorbent sleeve, FIG. 4 is a left side view of the absorbent sleeve, FIG. 5 is a rear view of the absorbent sleeve, FIG. 6 is a top view of the absorbent sleeve; and, FIG. 7 is a bottom view of the absorbent sleeve. The broken lines are for illustrative purposes only and form no part of the claimed design.

1 Claim, 2 Drawing Sheets






FIG. 1




FIG. 2

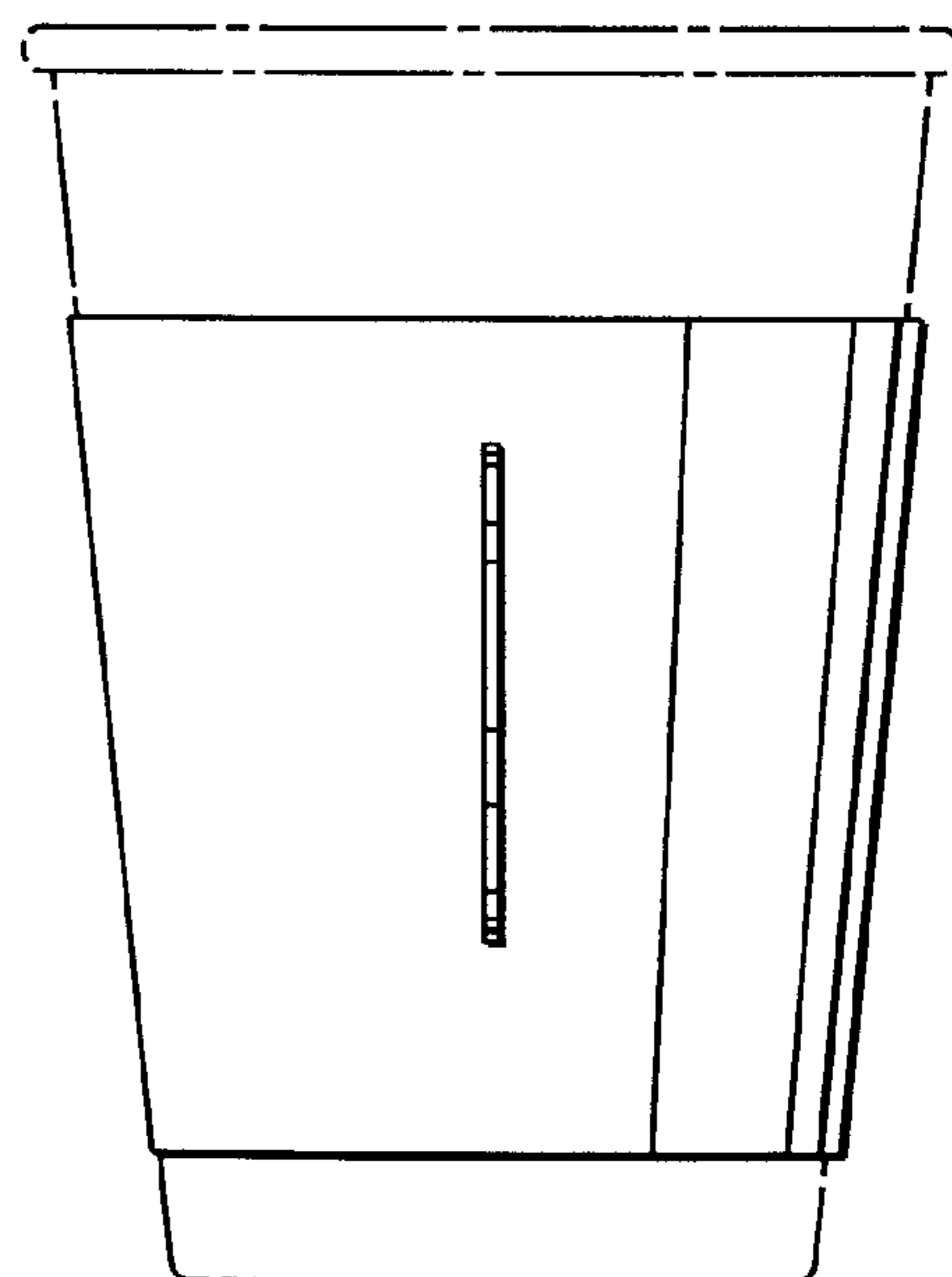


FIG. 3

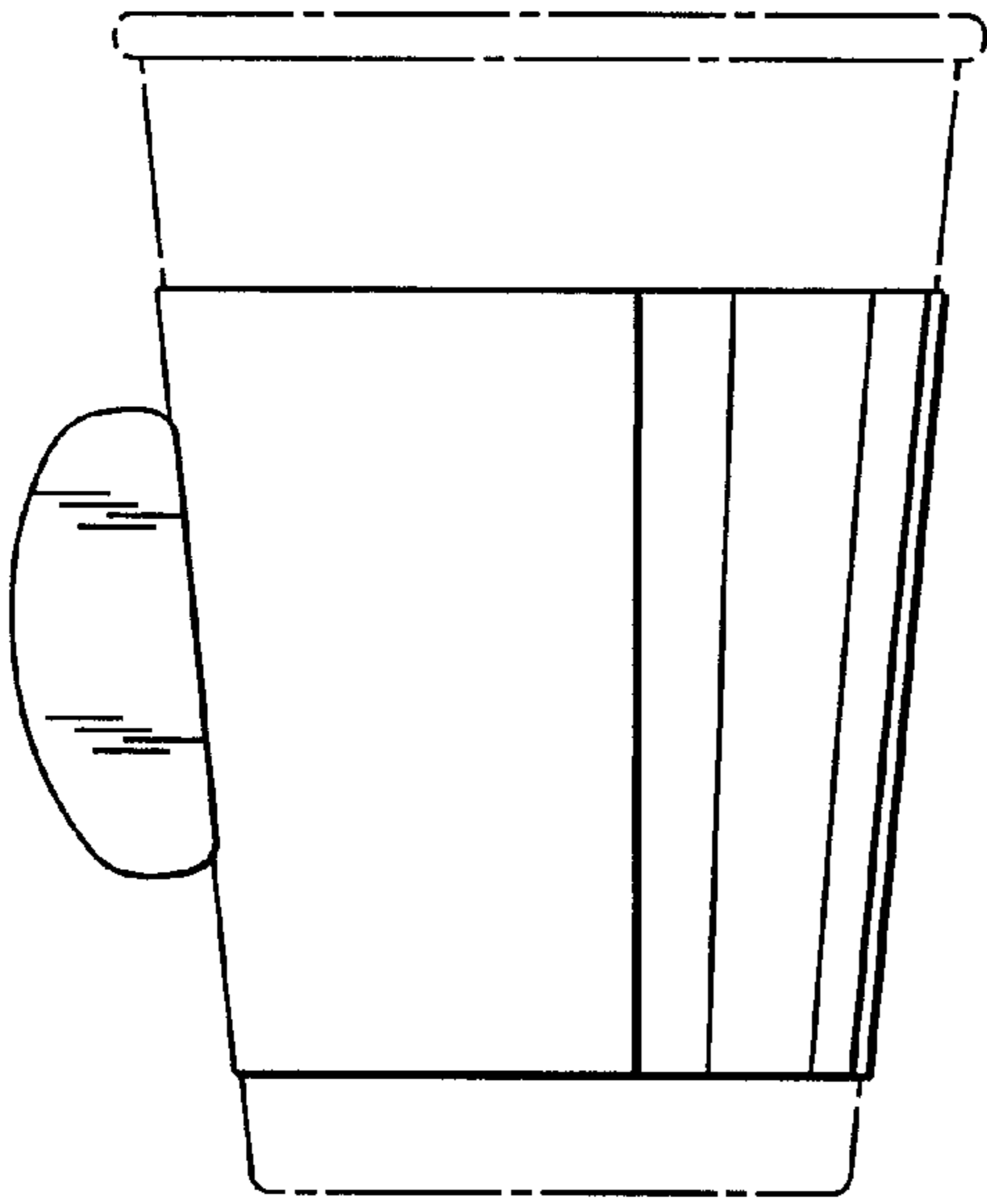


FIG. 4




FIG. 5

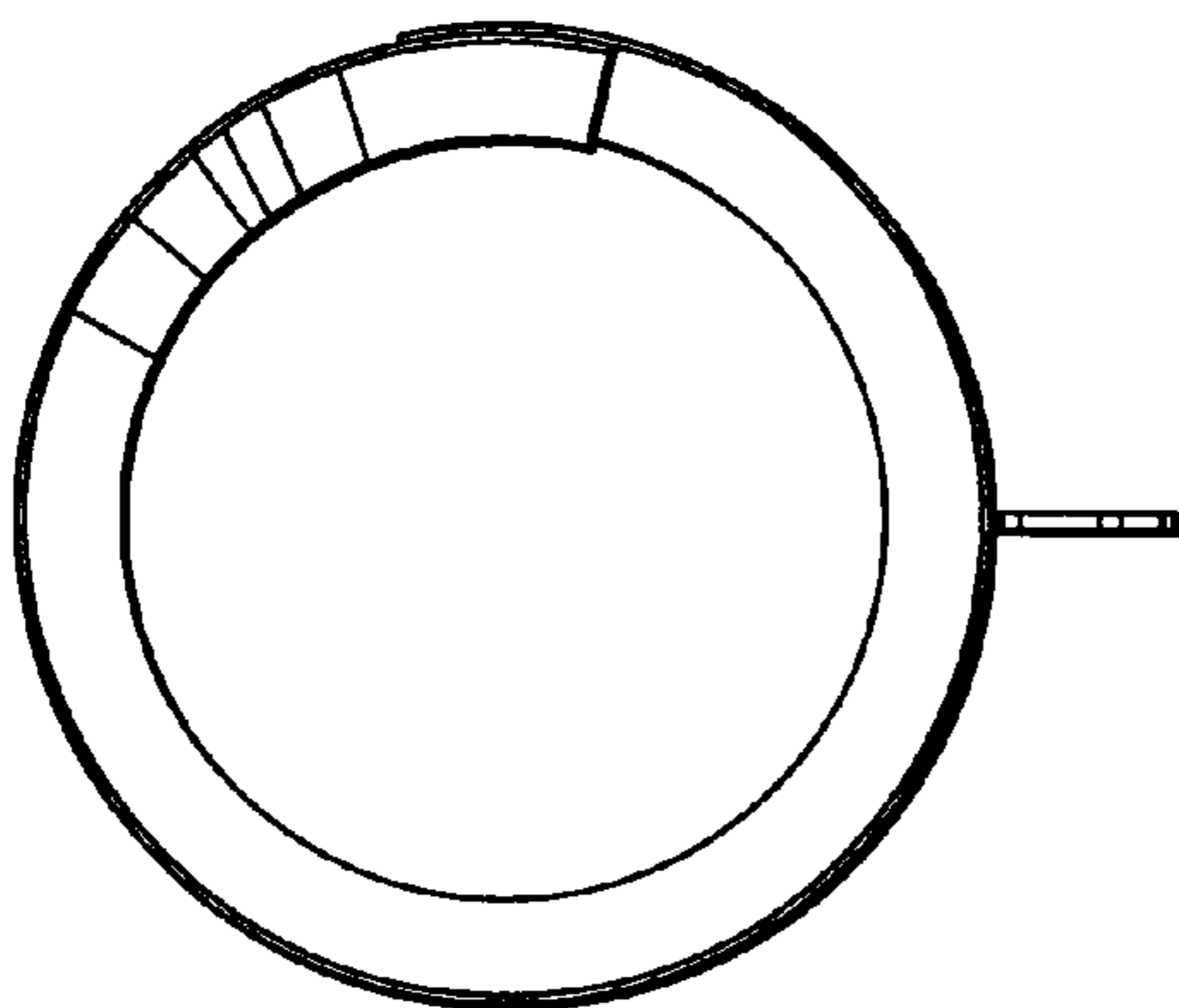


FIG. 6

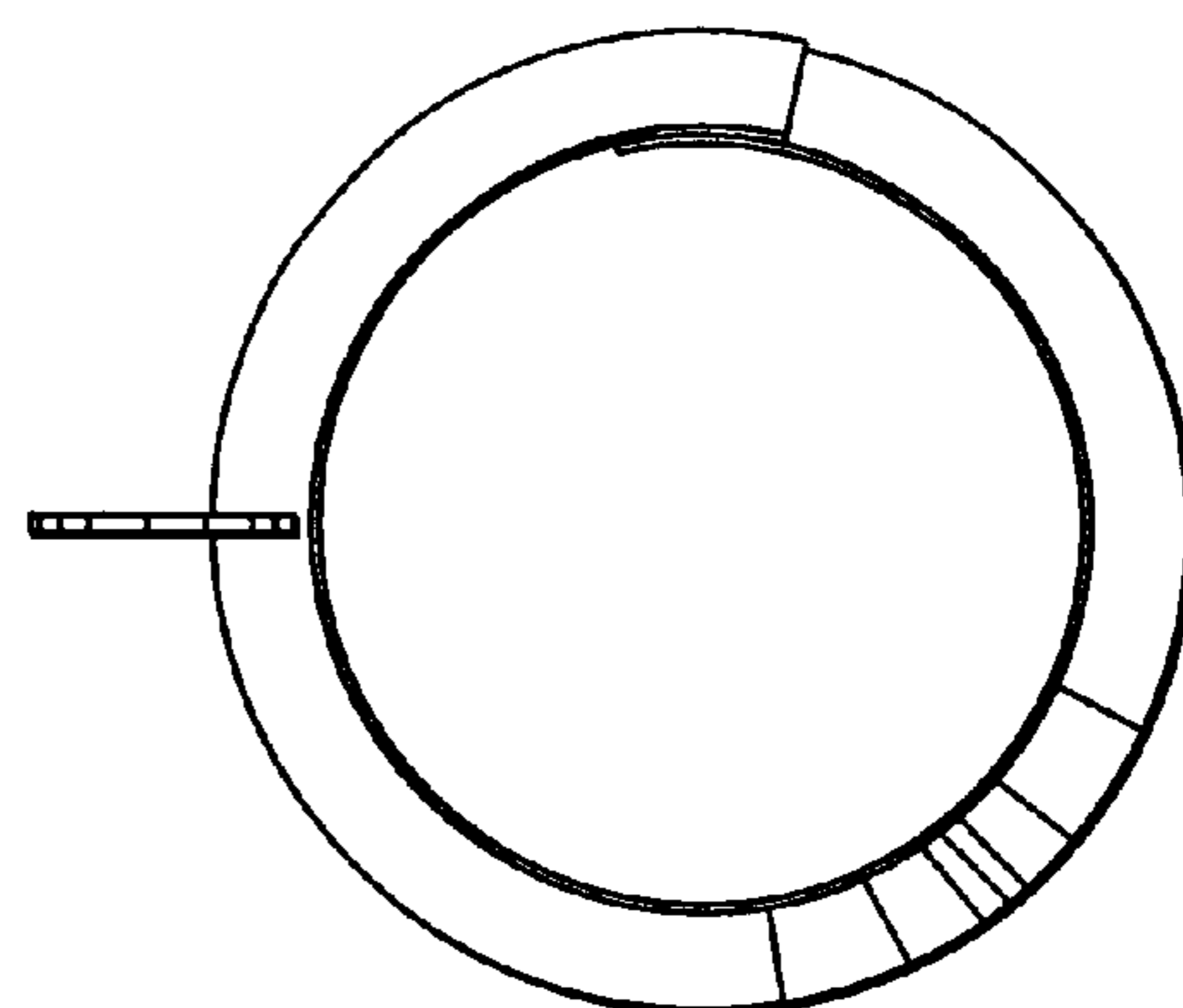


FIG. 7