



US00D523286S

(12) **United States Design Patent**  
**Darnell**

(10) **Patent No.:** **US D523,286 S**  
(45) **Date of Patent:** **\*\* Jun. 20, 2006**

(54) **LIGHTER**

*Primary Examiner*—M. N. Pandozzi

(76) **Inventor:** **Deborah Darnell**, 1050 Forty Ninth Ave., Vero Beach, FL (US) 32966

(57) **CLAIM**

The ornamental design for a lighter, as shown and described.

(\*\*) **Term:** **14 Years**

**DESCRIPTION**

(21) **Appl. No.:** **29/243,963**

FIG. 1 is a front, right side, top perspective view of a first embodiment of a lighter;

(22) **Filed:** **Dec. 1, 2005**

FIG. 2 is a top plan view thereof;

(51) **LOC (8) Cl.** ..... **07-99**

FIG. 3 is a right side elevational view thereof;

(52) **U.S. Cl.** ..... **D7/416**

FIG. 4 is a left side elevational view thereof;

(58) **Field of Classification Search** ..... D7/416,  
D7/395; 431/253, 13, 345, 153, 255, 91,  
431/254; 361/266, 262; 417/411, 234; 126/25 B,  
126/409, 401; D27/154, 131, 130; D29/125  
See application file for complete search history.

FIG. 5 is a front elevational view thereof;

FIG. 6 is a back elevational view thereof;

FIG. 7 is a bottom plan view thereof;

FIG. 8 is a front, right side, top perspective view of a second embodiment of a lighter;

(56) **References Cited**

**U.S. PATENT DOCUMENTS**

4,919,111	A	*	4/1990	Ohsawa	.....	126/25 B
D353,971	S	*	1/1995	Inoue	.....	D7/416
5,470,226	A	*	11/1995	Pearl et al.	.....	431/255
5,616,022	A	*	4/1997	Moran, IV	.....	431/253
D500,935	S	*	1/2005	Darnell	.....	D7/416

FIG. 9 is a top plan view of the embodiment of FIG. 8;

FIG. 10 is a right side elevational view of the embodiment of FIG. 8;

FIG. 11 is a left side elevational view of the embodiment of FIG. 8;

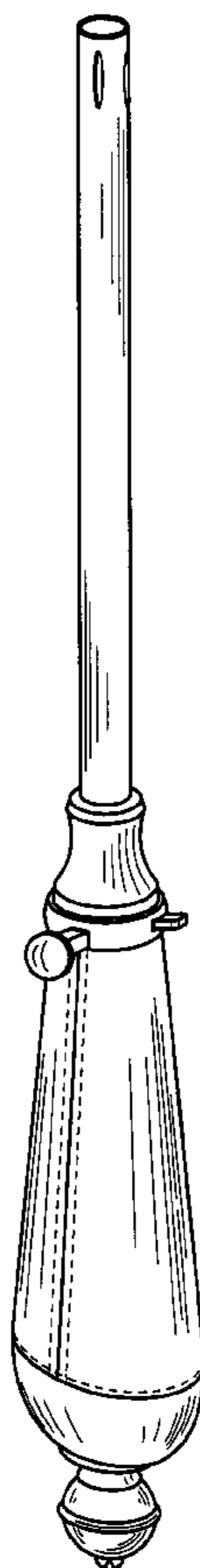
FIG. 12 is a front elevational view of the embodiment of FIG. 8;

FIG. 13 is a back elevational view of the embodiment of FIG. 8; and,

FIG. 14 is a bottom plan view of the embodiment of FIG. 8.

\* cited by examiner

**1 Claim, 4 Drawing Sheets**



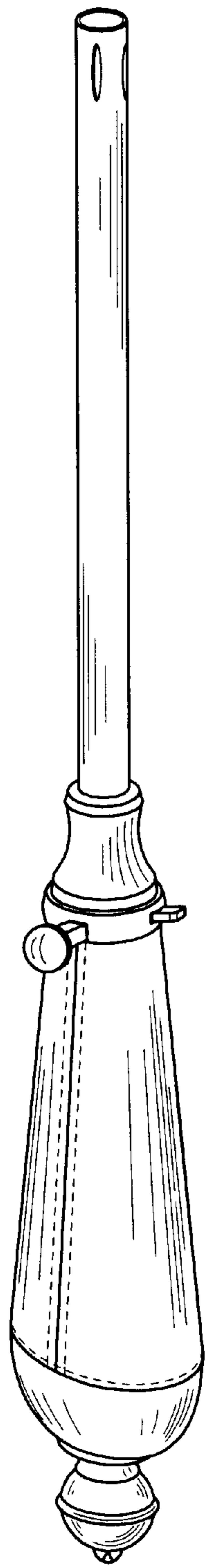


FIG. 1




FIG. 2




FIG. 3




FIG. 4

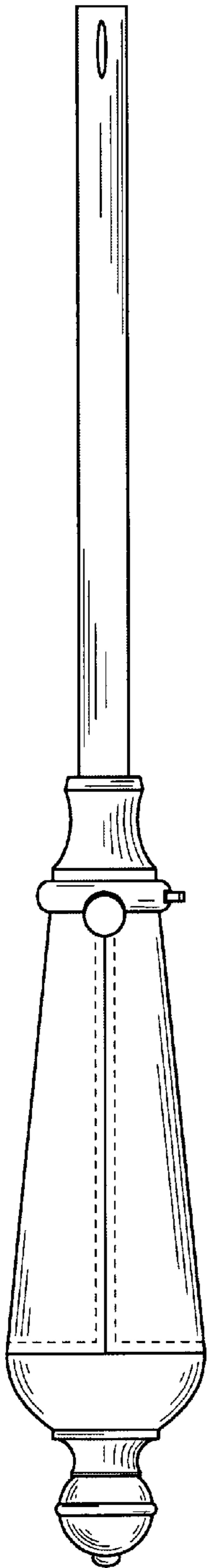


FIG. 5




FIG. 6

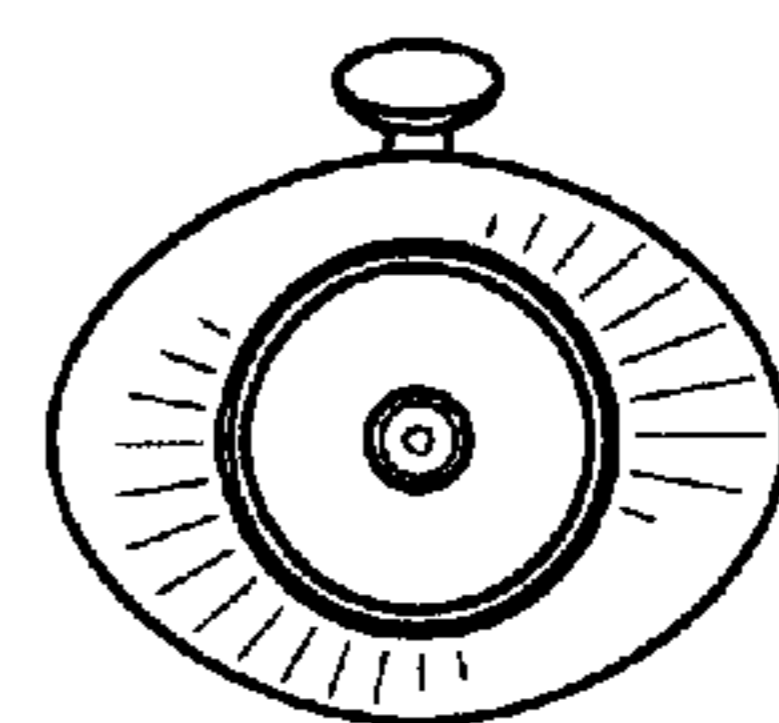


FIG. 7

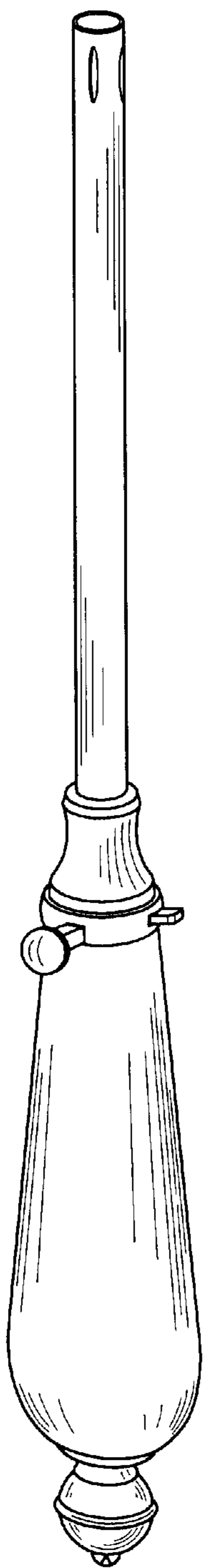


FIG. 8



FIG. 9

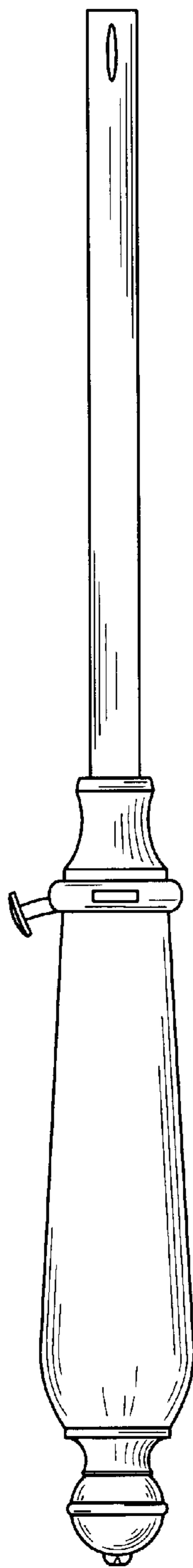


FIG. 10

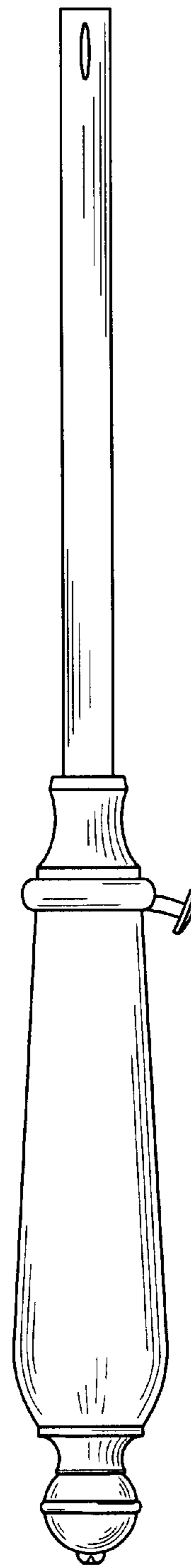


FIG. 11

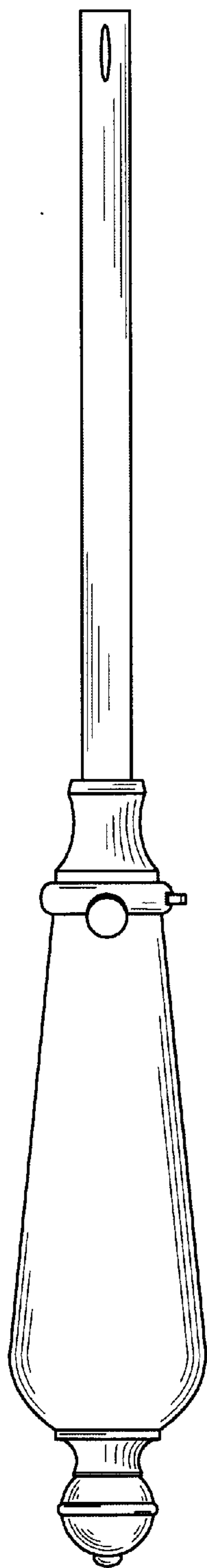


FIG. 12

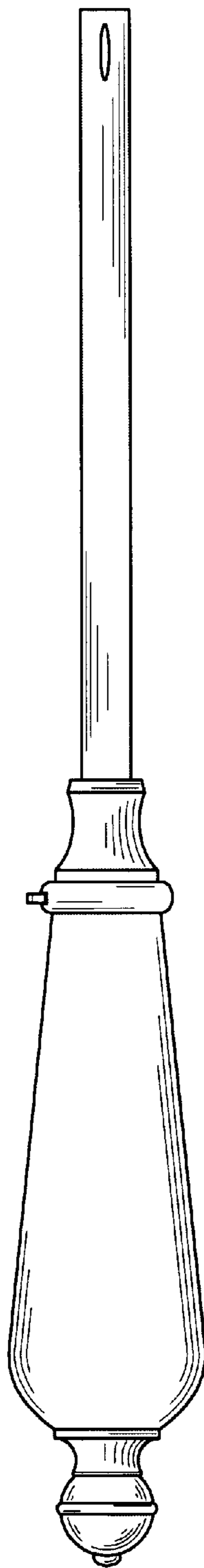


FIG. 13

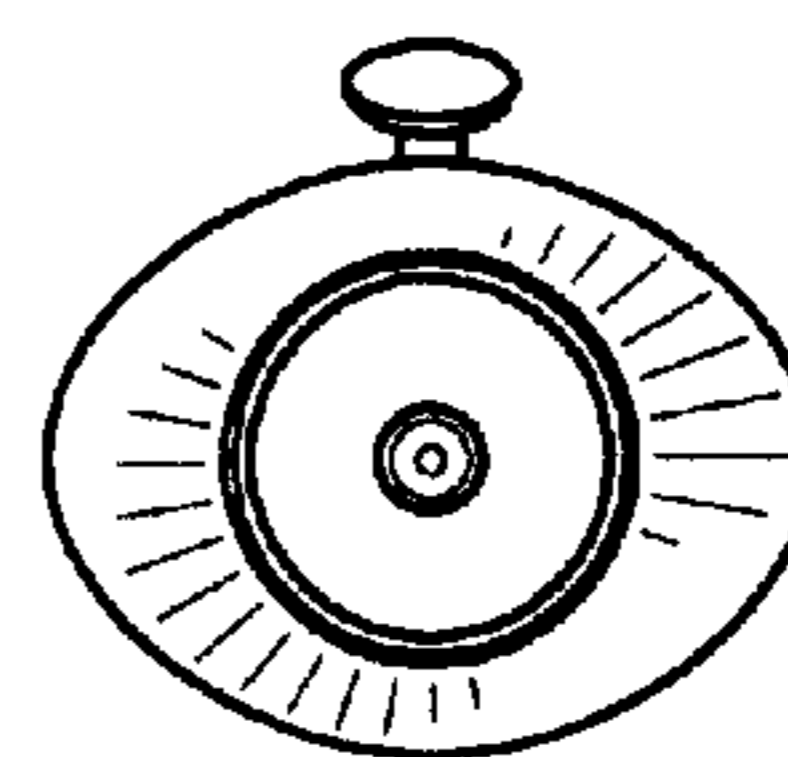


FIG. 14