

US00D523277S

(12) **United States Design Patent**
Contreras

(10) **Patent No.:** **US D523,277 S**
(45) **Date of Patent:** **** Jun. 20, 2006**

(54) **MATTRESS TOPPER**

(75) Inventor: **Jose D. M. Contreras**, Compton, CA (US)

(73) Assignee: **Foamex L.P.**, Linwood, PA (US)

(**) Term: **14 Years**

(21) Appl. No.: **29/199,433**

(22) Filed: **Feb. 13, 2004**

(51) **LOC (8) Cl.** **06-09**

(52) **U.S. Cl.** **D6/606**

(58) **Field of Classification Search** D6/601, D6/603, 595, 596, 605, 606, 555; 5/901, 5/907, 655.9, 736, 731, 482, 737, 740, 720, 5/652.1, 713, 727, 722, 730, 420; D24/183; D5/47, 53, 58; D21/491, 168; 296/187.03; 267/145; 246/293; 604/370

See application file for complete search history.

(56) **References Cited**

U.S. PATENT DOCUMENTS

4,323,068	A	*	4/1982	Aziz	604/370
4,622,706	A	*	11/1986	Takeuchi	5/713
4,768,251	A	*	9/1988	Baskent	5/722
D311,108	S	*	10/1990	Farley	D6/596
5,077,849	A	*	1/1992	Farley	5/730
D326,204	S		5/1992	Main		
D336,400	S		6/1993	Mitchell et al.		
D339,018	S		9/1993	Main		
D339,019	S		9/1993	Main		
D353,072	S		12/1994	Cornell, Jr. et al.		
D355,322	S	*	2/1995	Ackley et al.	D6/596
D356,917	S		4/1995	Marshburn		
D356,918	S		4/1995	Marshburn		
D365,956	S	*	1/1996	Bonaddio et al.	D6/596
D370,127	S		5/1996	Bonaddio et al.		
D381,543	S		7/1997	Farley		

D391,434	S	*	3/1998	Denney et al.	D6/596
D395,780	S	*	7/1998	Denney et al.	D6/596
D400,385	S		11/1998	Hudson		
D414,065	S		9/1999	Henson		
D416,739	S	*	11/1999	Denney et al.	D6/596
D417,355	S		12/1999	Denney et al.		
D419,356	S		1/2000	Denney et al.		
D421,358	S	*	3/2000	Henson	D6/596
D429,545	S		8/2000	Denney		
D429,589	S		8/2000	Denney		
D430,716	S		9/2000	Denney		
D431,100	S		9/2000	Denney		
D456,197	S	*	4/2002	McClure et al.	D6/596

* cited by examiner

Primary Examiner—Robert M. Spear
Assistant Examiner—Mary Ann Calabrese
(74) *Attorney, Agent, or Firm*—Connolly Bove Lodge & Hutz LLP

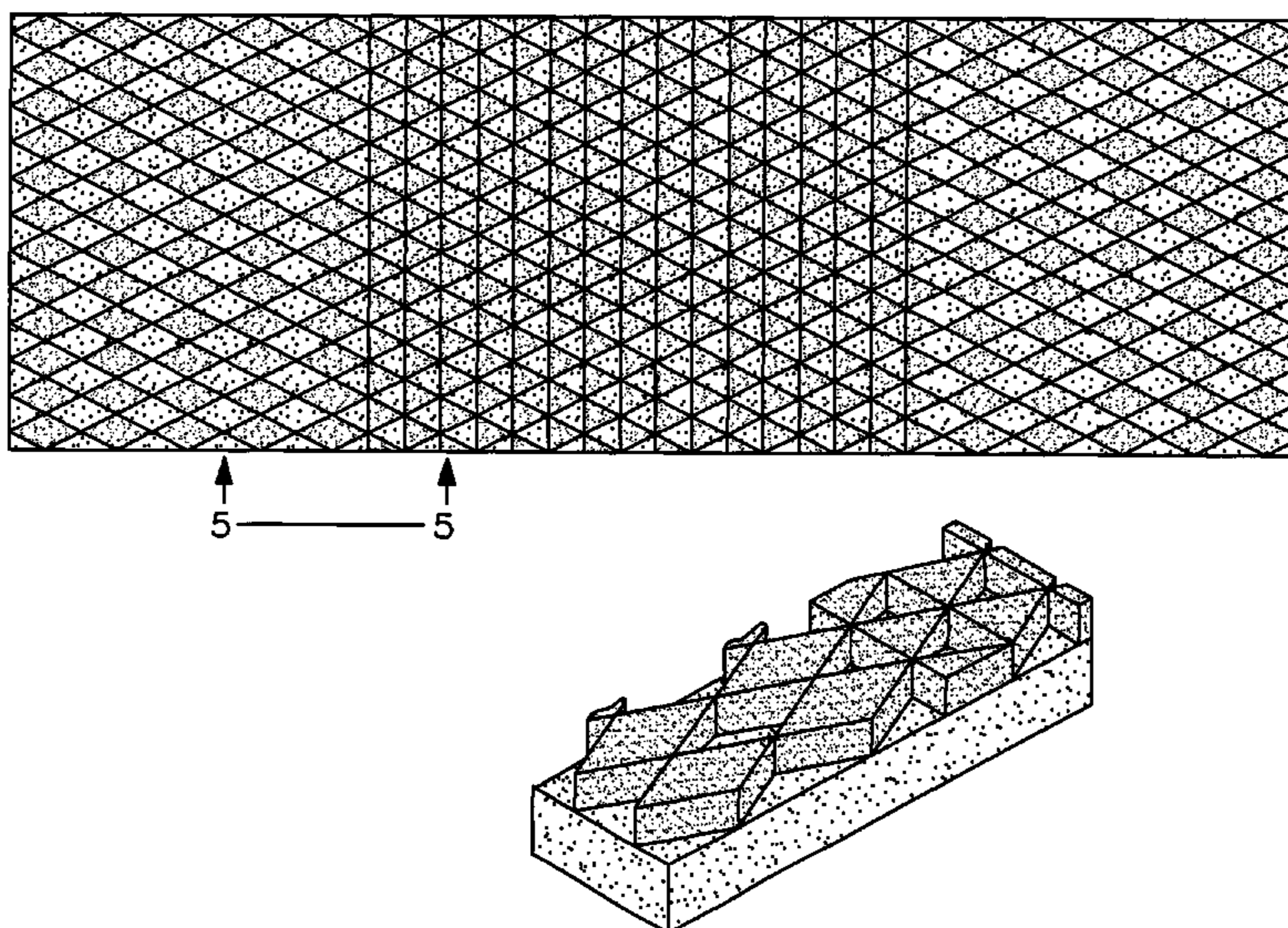
(57) **CLAIM**

The ornamental design for a mattress topper, as shown and described.

DESCRIPTION

FIG. 1 is a top plan view of a reversible mattress topper having a three zone pattern showing my new design; FIG. 2 is a front elevational view of the mattress topper of FIG. 1, wherein the rear elevational view is a mirror image thereof; FIG. 3 is a bottom plan view of the mattress topper of FIG. 1; and FIG. 4 is a right end elevational view of the mattress topper of FIG. 1, wherein the left end elevational view is a mirror image thereof; and, FIG. 5 is an enlarged fragmental perspective view of the mattress or mattress topper taken along line 5—5 of FIG. 1 and illustrating the three dimensional relief of the design.

1 Claim, 2 Drawing Sheets






FIG. 1

↑ 5 — 5 ↑



FIG. 4



FIG. 2

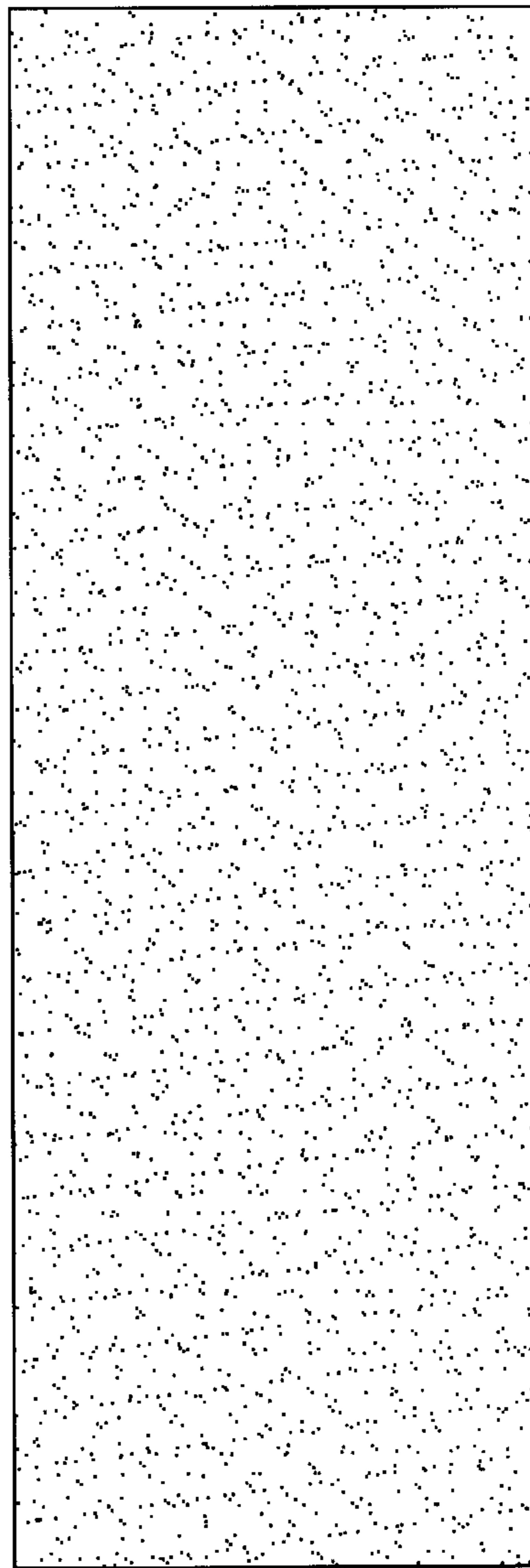


FIG. 3

FIG. 5

