

US00D523274S

(12) **United States Design Patent**  
**Miyoshi**

(10) **Patent No.:** **US D523,274 S**  
(45) **Date of Patent:** **\*\* Jun. 20, 2006**

(54) **PILE WEATHERSTRIPPING**

(75) Inventor: **Yasuhiro Miyoshi**, Nagoya (JP)  
(73) Assignees: **Tsuchiya TSCO Co., Ltd.**, Aichi (JP);  
**Ultrafab, Inc.**, Farmington, NY (US)  
(\*\*) Term: **14 Years**

(21) Appl. No.: **29/200,500**  
(22) Filed: **Feb. 27, 2004**

(30) **Foreign Application Priority Data**

Aug. 28, 2003 (JP) ..... 2003-25009  
Aug. 28, 2003 (JP) ..... 2003-025010  
Aug. 28, 2003 (JP) ..... 2003-25011

(51) **LOC (8) Cl.** ..... **06-11**  
(52) **U.S. Cl.** ..... **D6/582**  
(58) **Field of Classification Search** ..... D6/582-583,  
D6/592, 594, 588-589; 4/251.1, 583; 428/88;  
15/215; 404/19  
See application file for complete search history.

(56) **References Cited**

**U.S. PATENT DOCUMENTS**

3,836,421 A \* 9/1974 Terry et al. .... 428/88  
4,148,953 A 4/1979 Horton  
4,302,494 A 11/1981 Horton  
4,548,849 A \* 10/1985 Garnett ..... 428/88  
4,654,246 A \* 3/1987 Provost et al. .... 428/88  
5,338,382 A 8/1994 Johnson et al.  
5,766,722 A \* 6/1998 Morimoto ..... 428/88  
5,817,390 A 10/1998 Johnson  
D401,100 S \* 11/1998 Stull ..... D6/582  
D481,578 S \* 11/2003 Sellman, Jr. .... D6/582

**FOREIGN PATENT DOCUMENTS**

BX 14047-01 2/1986

\* cited by examiner

*Primary Examiner*—Holly Baynham  
(74) *Attorney, Agent, or Firm*—Kenneth J. Lukacher;  
Martin Lukacher

(57) **CLAIM**

The ornamental design for pile weatherstripping, as shown and described.

**DESCRIPTION**

The patent or application file contains at least one drawing executed in color. Copies of this patent with color drawings will be provided by the Patent and Trademark Office upon request and payment of necessary fee.

FIG. 1 is a front elevational view of a first embodiment of a pile weatherstripping having vertical stripe patterns defined by two different colors of piles of fiber, in accordance with my design;

FIG. 2 is a rear elevational view thereof;

FIG. 3 is a top plan view thereof;

FIG. 4 is a bottom plan view thereof;

FIG. 5 is a right end elevational view thereof;

FIG. 6 is a left end elevational view thereof;

FIG. 7 is an enlarged view of the portion indicated by line 7—7 in FIG. 1;

FIG. 8 is an enlarged view of the portion indicated by line 8—8 in FIG. 3;

FIG. 9 is the same as FIG. 5 but enlarged to about three times the size of FIG. 5;

FIG. 10 is a front elevational view of a second embodiment wherein said vertical stripe patterns are defined by piles of fiber having different brightnesses, in accordance with my design;

FIG. 11 is a rear elevational view of said second embodiment;

FIG. 12 is a top plan view of said second embodiment;

FIG. 13 is a bottom plan view of said second embodiment;

FIG. 14 is a right end view of said second embodiment;


FIG. 15 is a left end view of said second embodiment;

FIG. 16 is an enlarged view of the portion indicated by line 16—16 in FIG. 10;

FIG. 17 is an enlarged view of the portion indicated by line 17—17 in FIG. 12;

FIG. 18 is the same as FIG. 14 but enlarged to about three times the size of FIG. 14;

FIG. 19 is a front elevational view of a third embodiment of a pile weatherstripping wherein said vertical stripe patterns are defined by piles of fibers respectively of three different colors, in accordance with my design;



7

7

FIG. 20 is a rear elevational view of said third embodiment;  
FIG. 21 is a top plan view of said third embodiment;  
FIG. 22 is a bottom plan view of said third embodiment;  
FIG. 23 is a right end view of said third embodiment;  
FIG. 24 is a left end view of said third embodiment;  
FIG. 25 is an enlarged view of the portion indicated by line  
25—25 in FIG. 19;  
FIG. 26 is an enlarged view of the portion indicated by line  
26—26 in FIG. 21;  
FIG. 27 is the same as FIG. 23 but enlarged to about three  
times the size of FIG. 23; and,

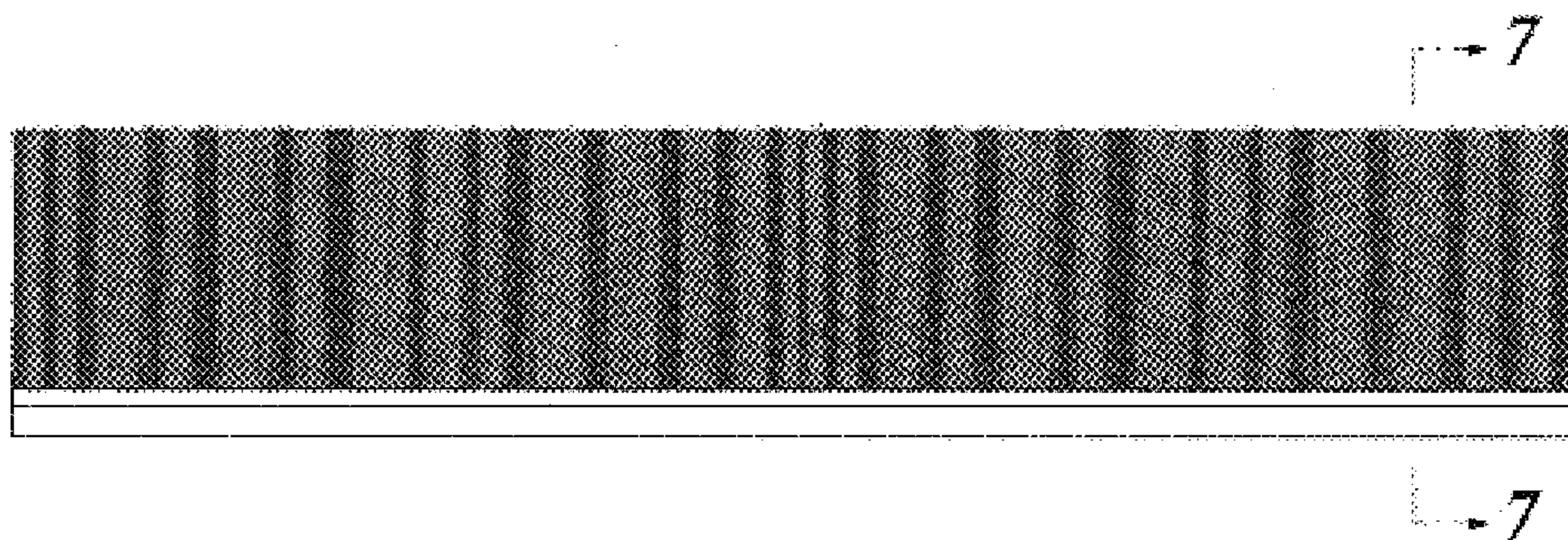
FIG. 28 is a view of the fourth embodiment similar to FIG.  
19 but having a peelable layer at the bottom thereof shown  
as being partially peeled away, the other views of said fourth  
embodiment being like FIGS. 20—27.

**1 Claim, 6 Drawing Sheets**


**(4 of 6 Drawing Sheet(s) Filed in Color)**



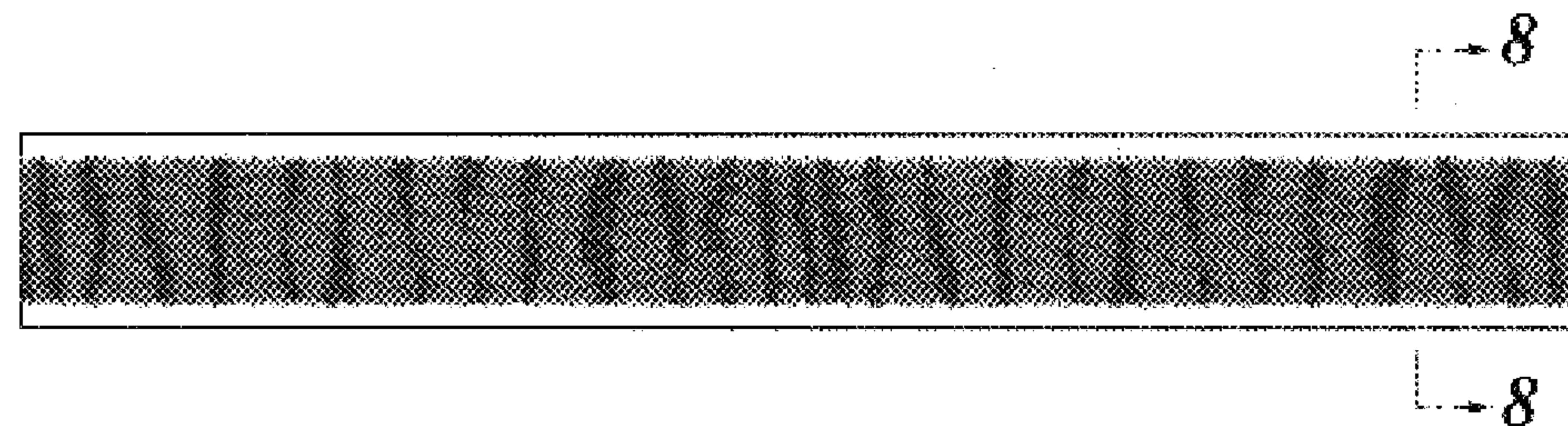
**FIG. 1**




**FIG. 2**



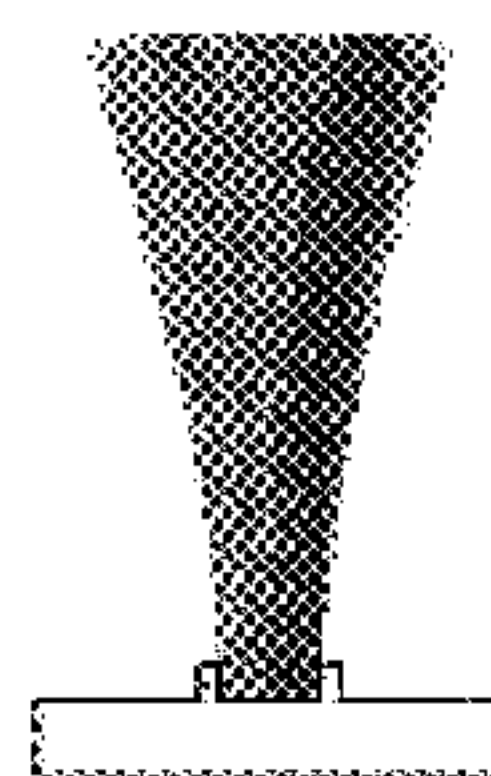
**FIG. 3**



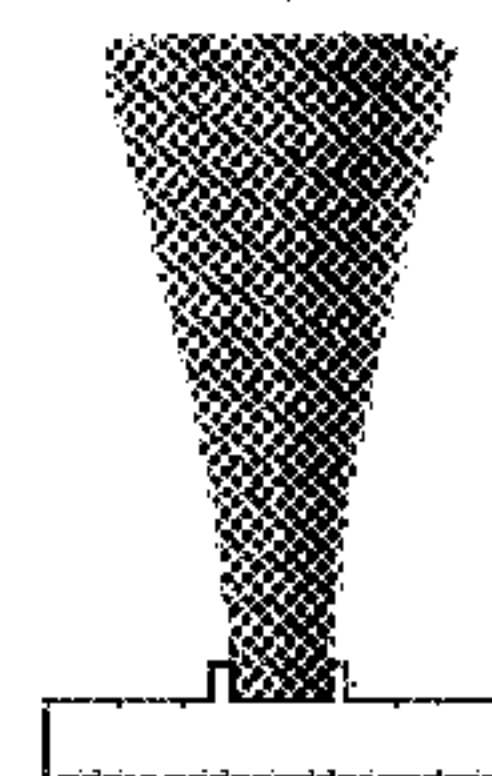
**FIG. 4**



**FIG. 5**




**FIG. 6**






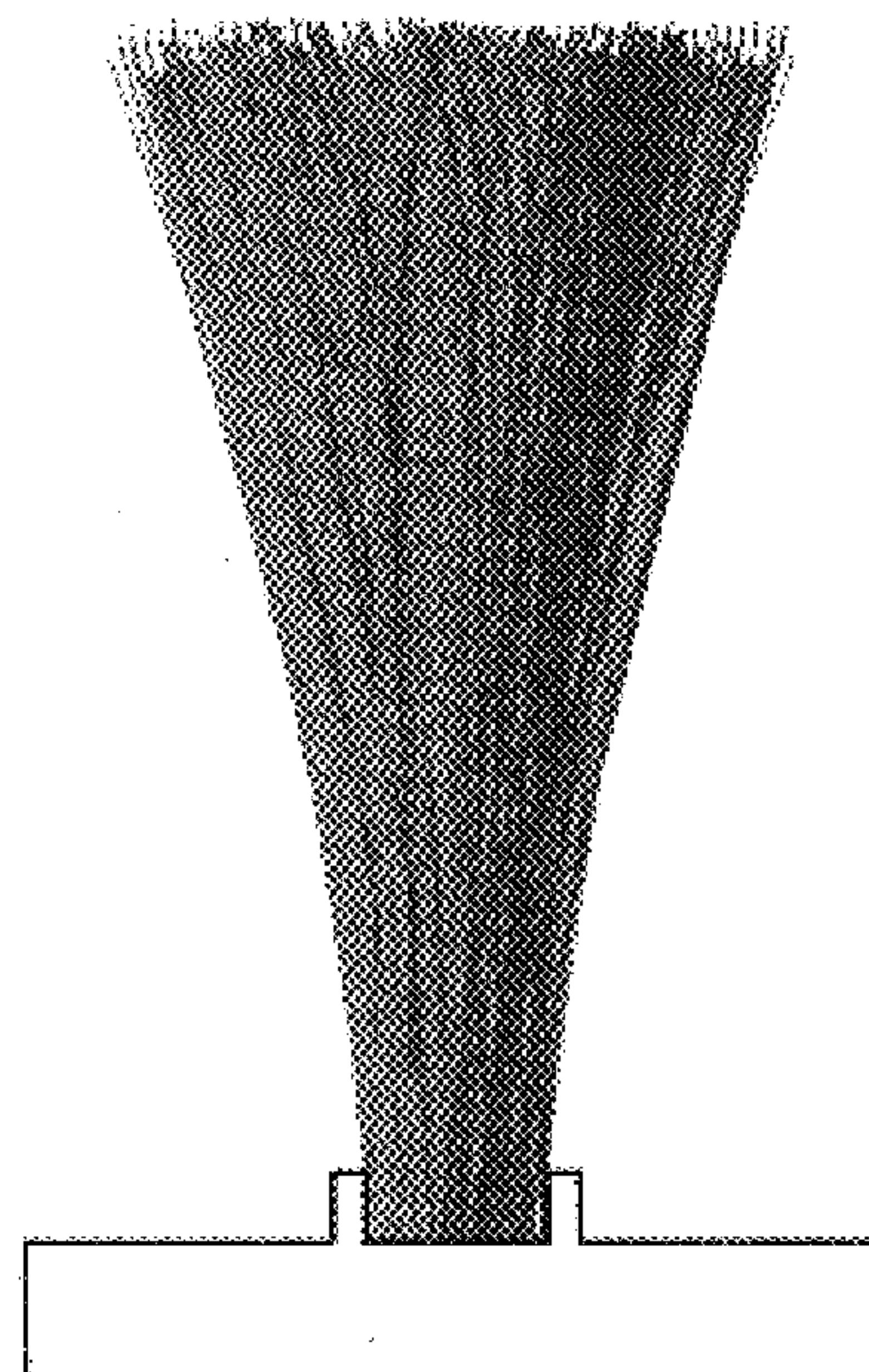
**FIG. 7**



**FIG. 8**

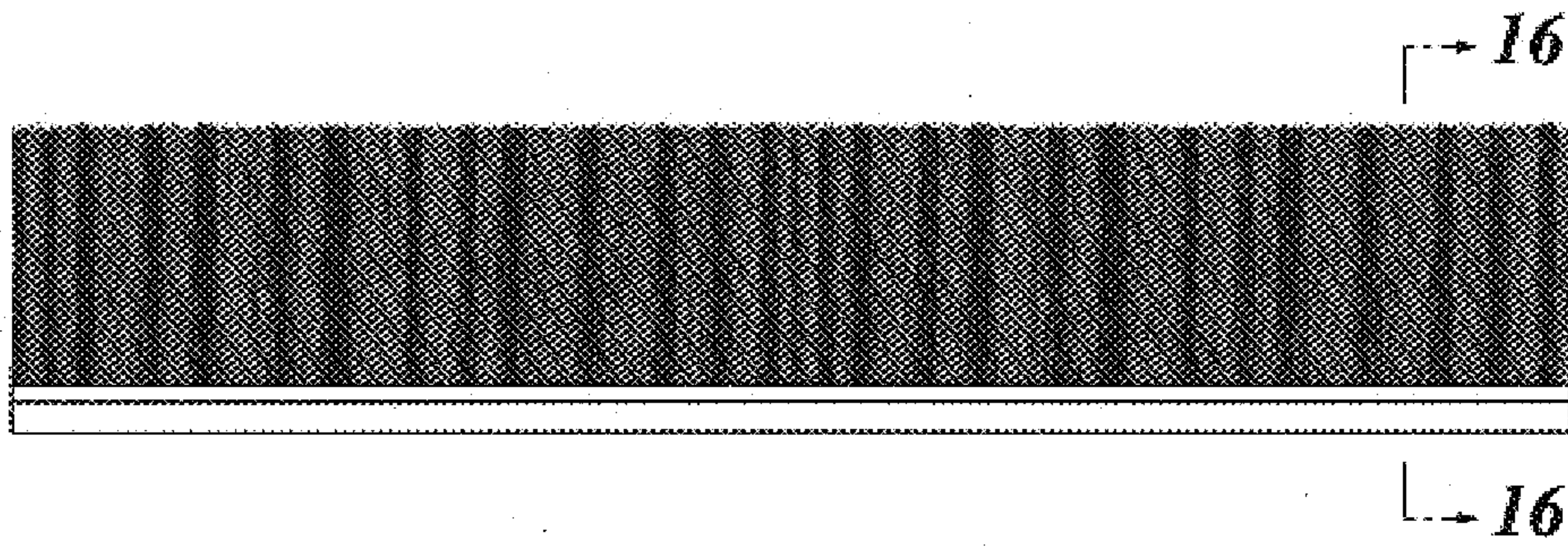


**FIG. 9**






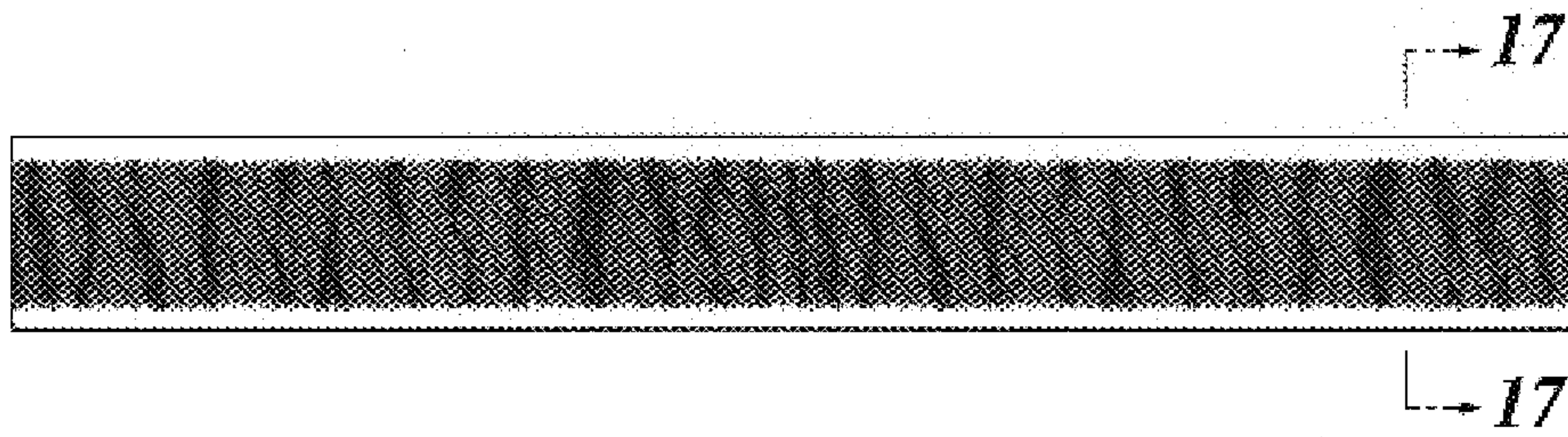
**FIG. 10**




**FIG. 11**




**FIG. 12**




**FIG. 13**



**FIG. 14**




**FIG. 15**






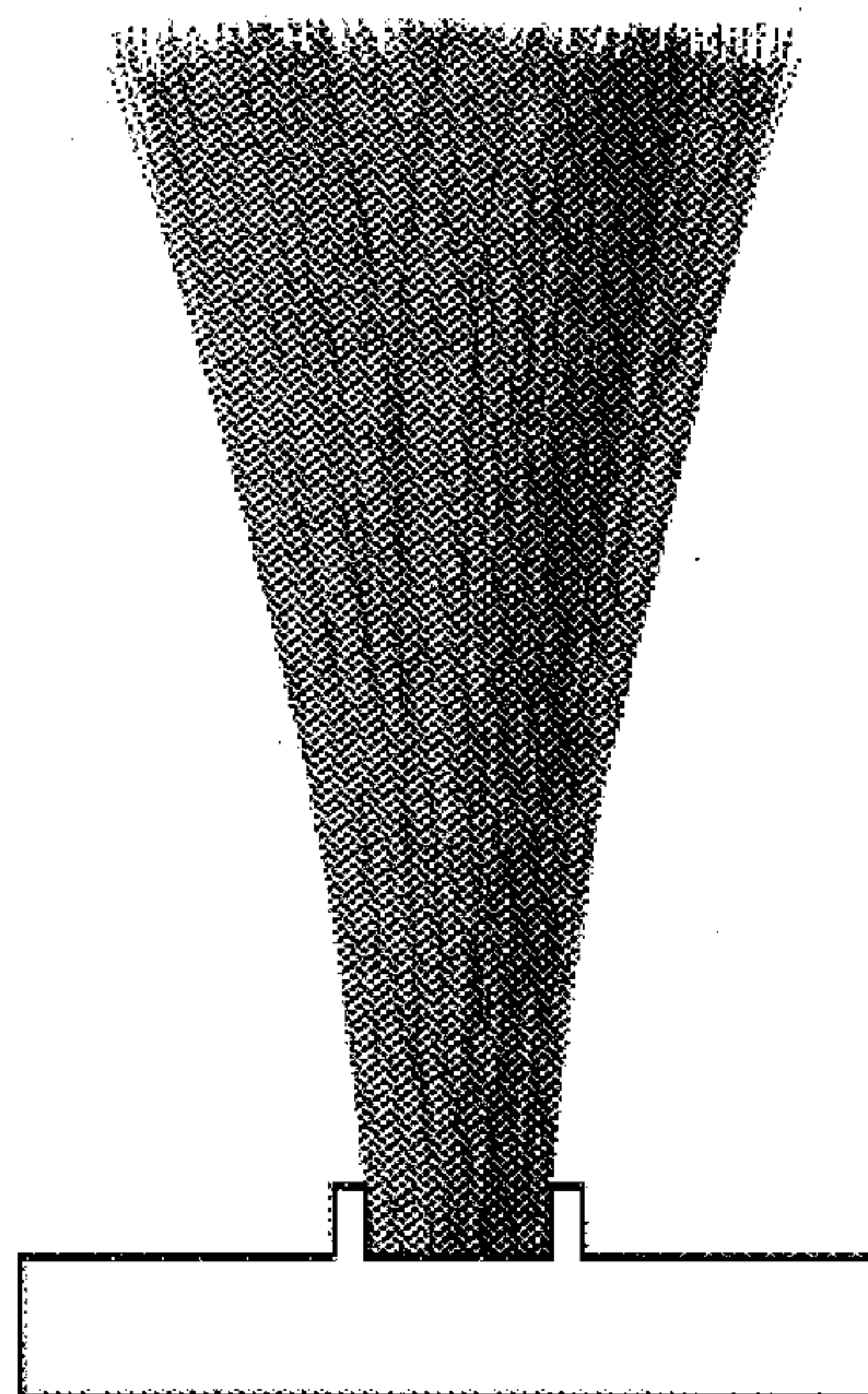
**FIG. 16**



**FIG. 17**

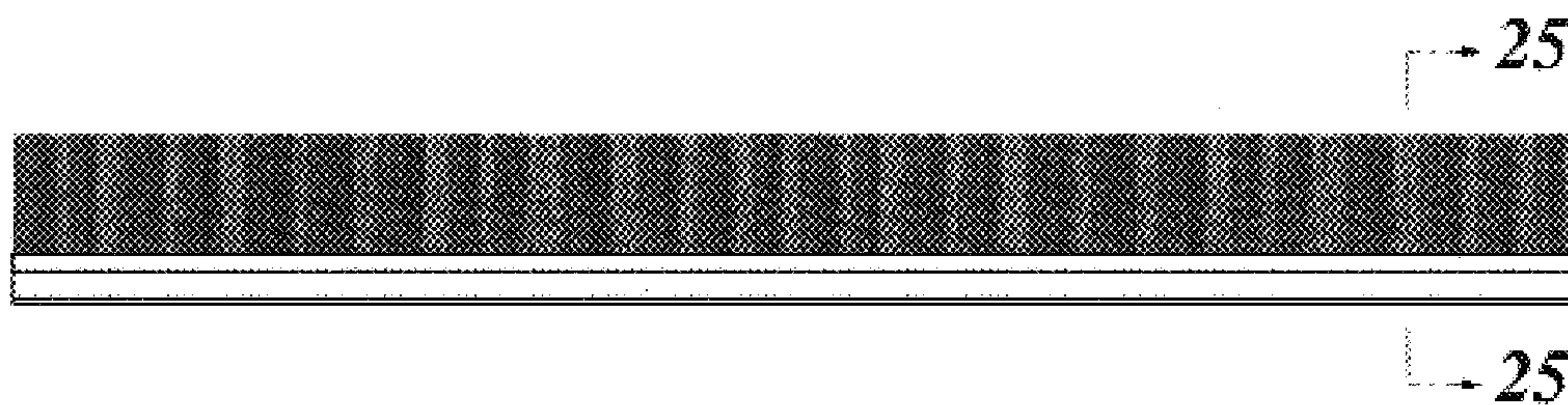


**FIG. 18**






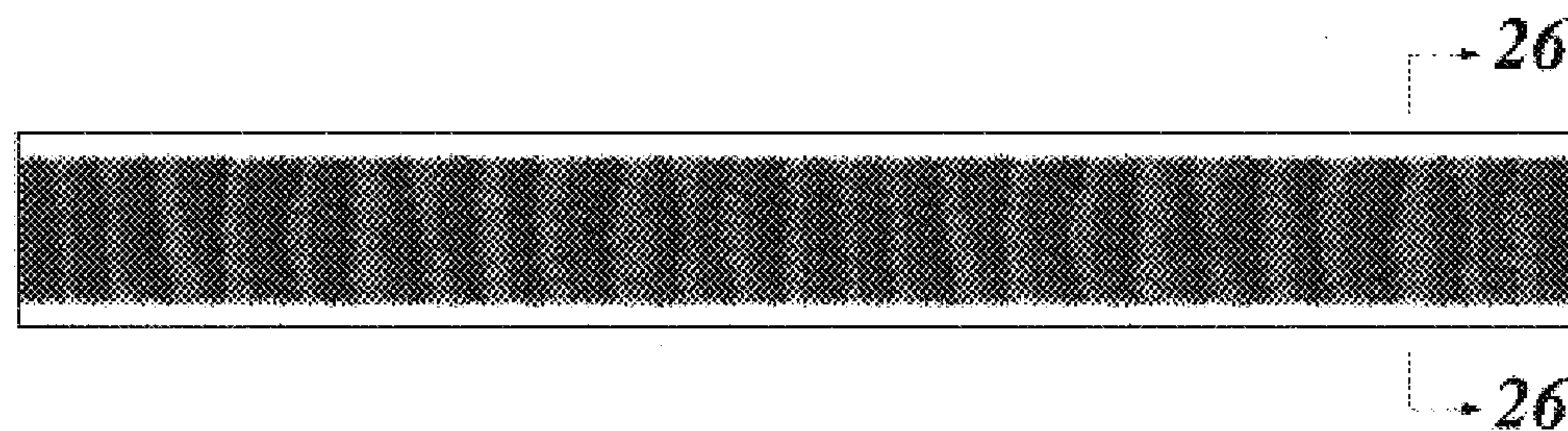
**FIG. 19**




**FIG. 20**




**FIG. 21**




**FIG. 22**



**FIG. 23**

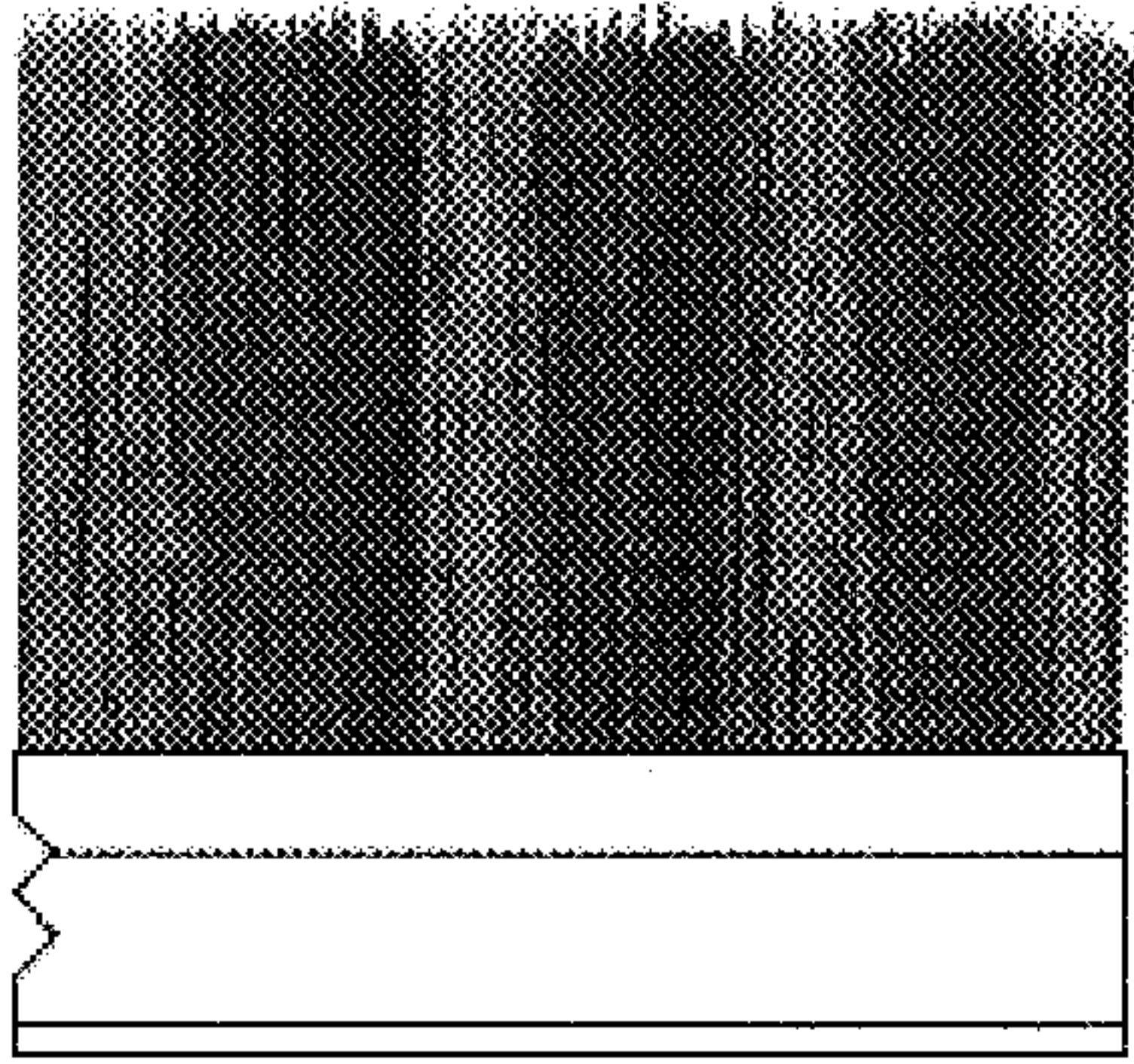


**FIG. 24**






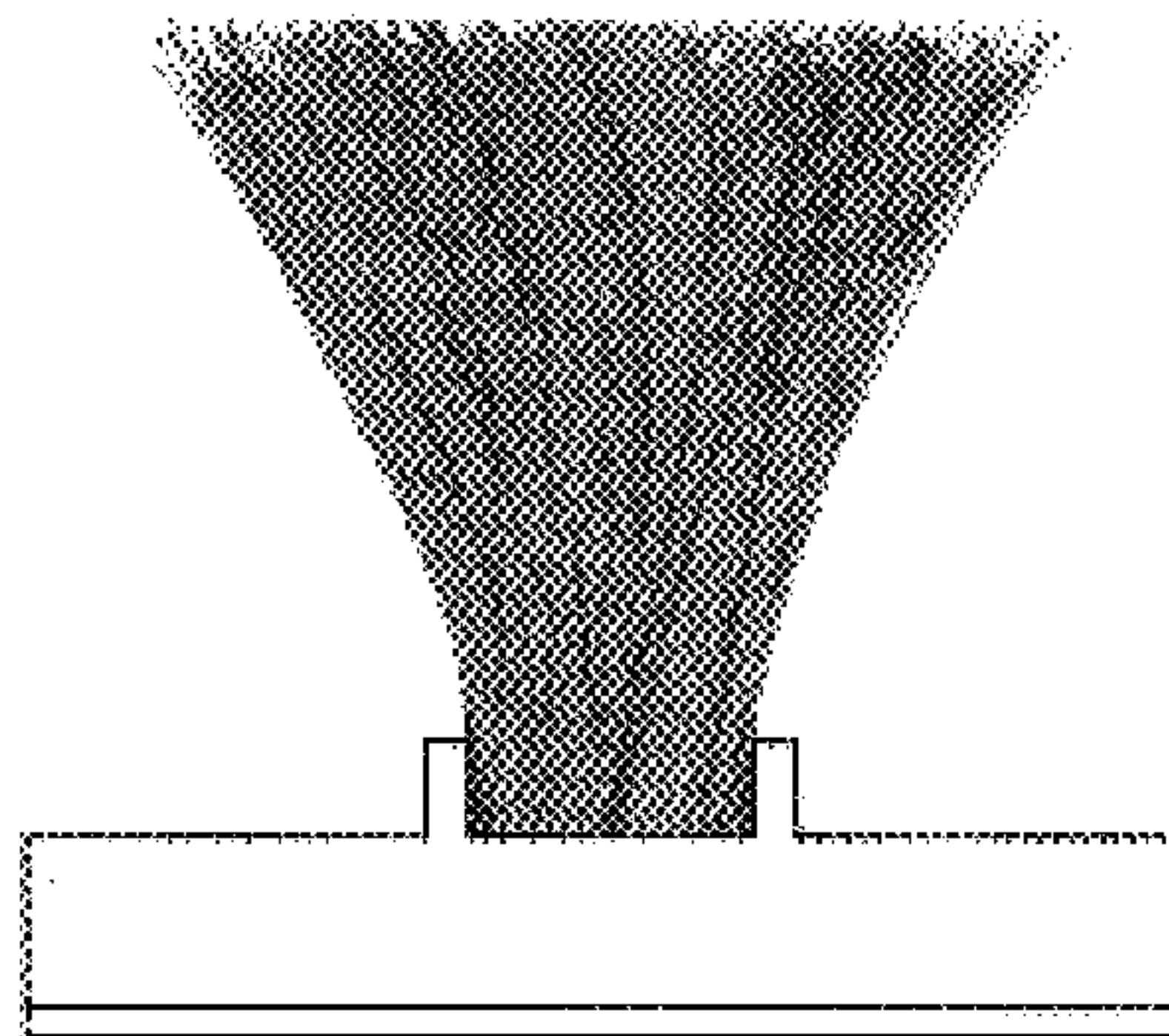
**FIG. 25**



**FIG. 26**



**FIG. 27**



**FIG. 28**

