

US00D523270S

(12) **United States Design Patent** (10) **Patent No.:** **US D523,270 S**  
**Nida** (45) **Date of Patent:** **\*\* Jun. 20, 2006**

(54) **DECORATIVE RABBIT PAPER ROLL HOLDER**

(76) Inventor: **Bryan W. Nida**, 1022 Egurrola Pl., Boise, ID (US) 83709

(\*\*) Term: **14 Years**

(21) Appl. No.: **29/212,123**

(22) Filed: **Aug. 25, 2004**

(51) **LOC (8) Cl.** ..... **23-02**

(52) **U.S. Cl.** ..... **D6/523; D6/521**

(58) **Field of Classification Search** ..... D6/515-523; 206/225, 233, 389, 391, 812, 824; 211/13.1, 211/45; 222/173, 180; 221/26, 33, 282-283; 224/925; 242/570, 590; 248/309.1, 309.2, 248/905; D12/17, 19

See application file for complete search history.

(56) **References Cited**

**U.S. PATENT DOCUMENTS**

D199,418 S	*	10/1964	Katz	.....	D9/609
D314,107 S	*	1/1991	Lewis et al.	.....	D6/518
D384,274 S	*	9/1997	Tolpin	.....	D9/604
D422,170 S	*	4/2000	Harris, Jr.	.....	D6/521
6,405,972 B1	*	6/2002	Wakam	.....	242/590
D463,716 S	*	10/2002	Seater	.....	D9/608
D467,106 S		12/2002	Bohay	.....	D6/523
D478,753 S	*	8/2003	Hall et al.	.....	D6/523
D483,584 S		12/2003	Perfetto	.....	D6/523
D489,641 S	*	5/2004	Puntch	.....	D11/160
D503,018 S	*	3/2005	Shih	.....	D9/601
D504,052 S	*	4/2005	Wang	.....	D7/628

**OTHER PUBLICATIONS**

Two pages from [www.bearfamilygifts.com](http://www.bearfamilygifts.com) web site prior to Mar. 1, 2004.

\* cited by examiner

*Primary Examiner*—Brian N Vinson  
(74) *Attorney, Agent, or Firm*—Pendersen & Co., PLLC; Ken J. Pedersen; Barbara S. Pedersen

(57) **CLAIM**

The ornamental design for a decorative rabbit paper roll holder, as shown and described.

**DESCRIPTION**

FIG. 1 is a front perspective view of one embodiment of the invented design for a decorative rabbit paper roll holder.

FIG. 2 is a left side view of the embodiment shown in FIG. 1.

FIG. 3 is a front view of the embodiment shown in FIG. 1.

FIG. 4 is a right side view of the embodiment shown in FIG. 1.

FIG. 5 is a rear view of the embodiment shown in FIG. 1.

FIG. 6 is a top view of the embodiment shown in FIG. 1.


FIG. 7 is a bottom view of the embodiment shown in FIG. 1.

FIG. 8 is a front perspective view of an embodiment of the invented design for a decorative rabbit paper roll holder, wherein the paper roll is shown in dashed lines as background and is not part of the invented design; and,

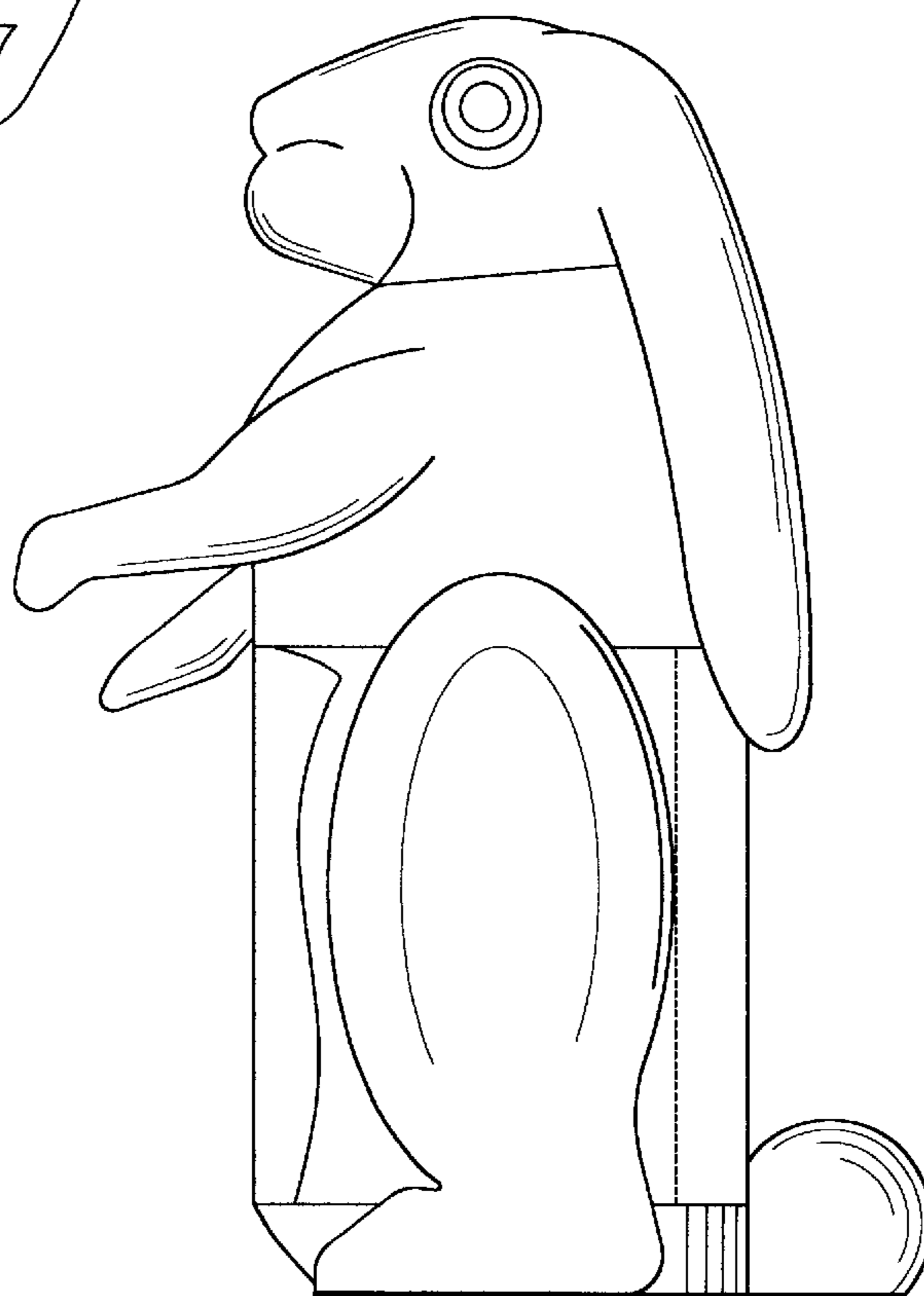
FIG. 9 is a front view of an embodiment of the invented design for a decorative rabbit paper roll holder, wherein the paper roll is shown in dashed lines as background is not part of the invented design, and wherein a supporting post is added between the top and bottom portions of the decorative rabbit paper roll holder.

**1 Claim, 4 Drawing Sheets**






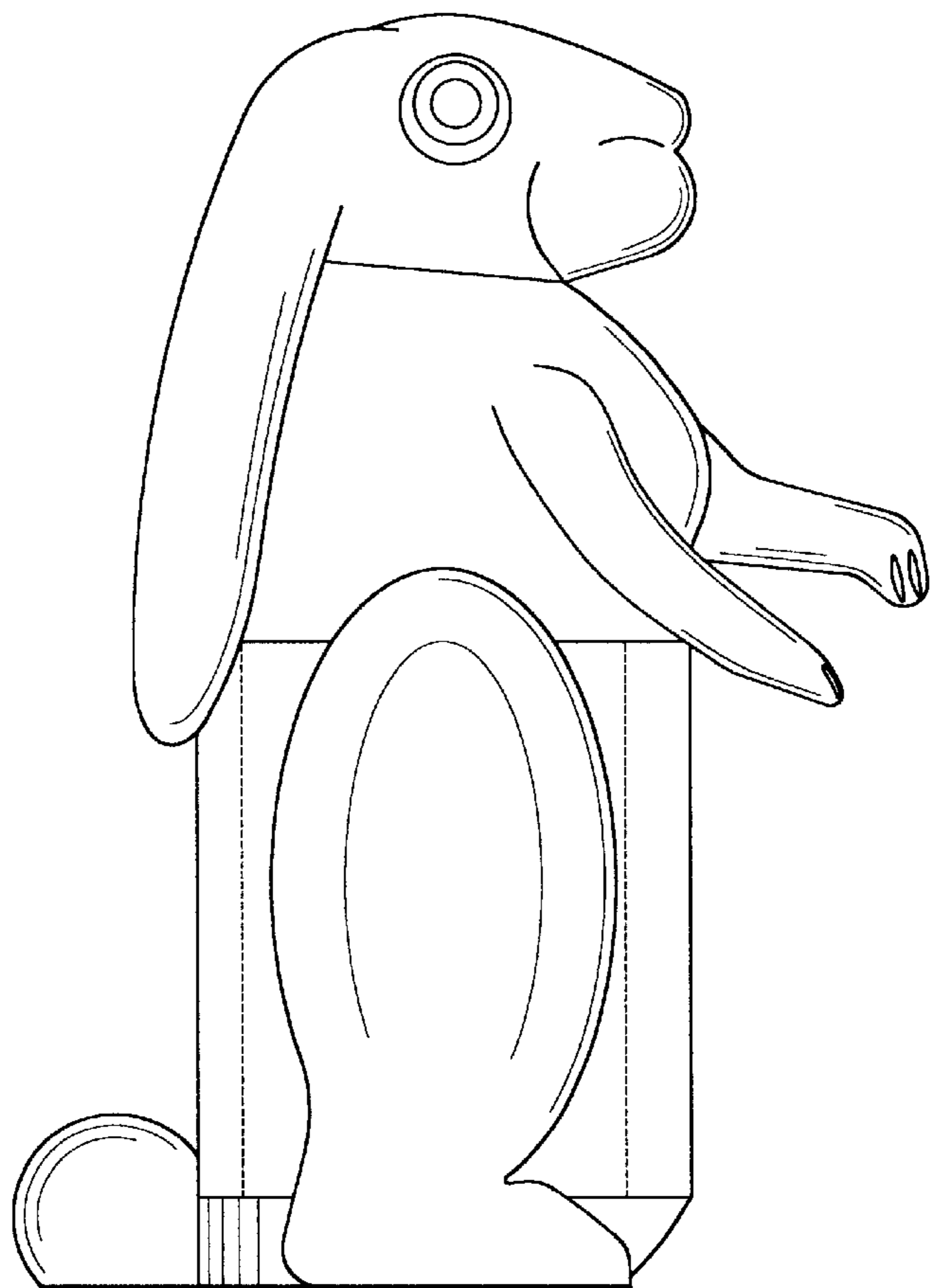
**Fig. 1**



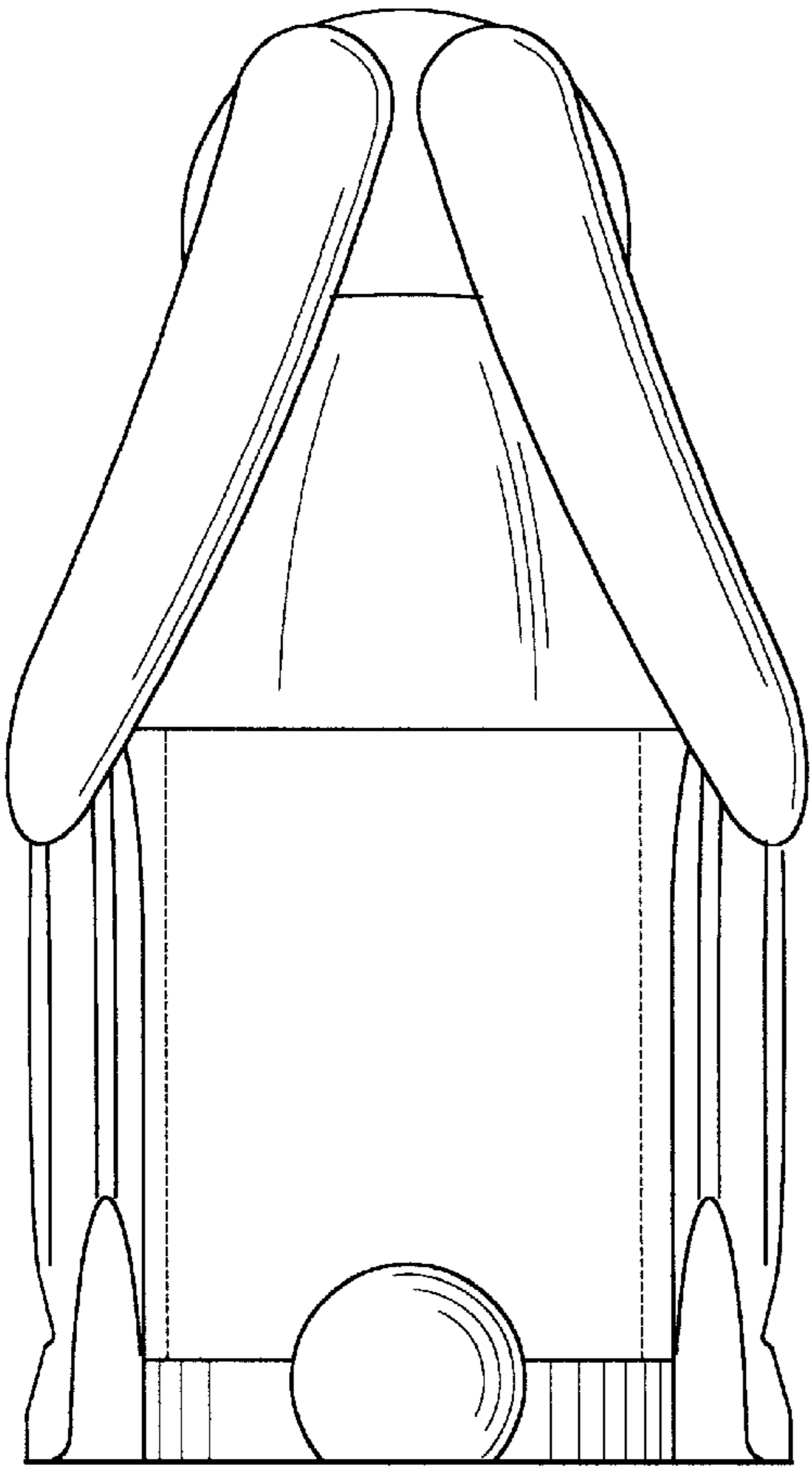
**Fig. 2**



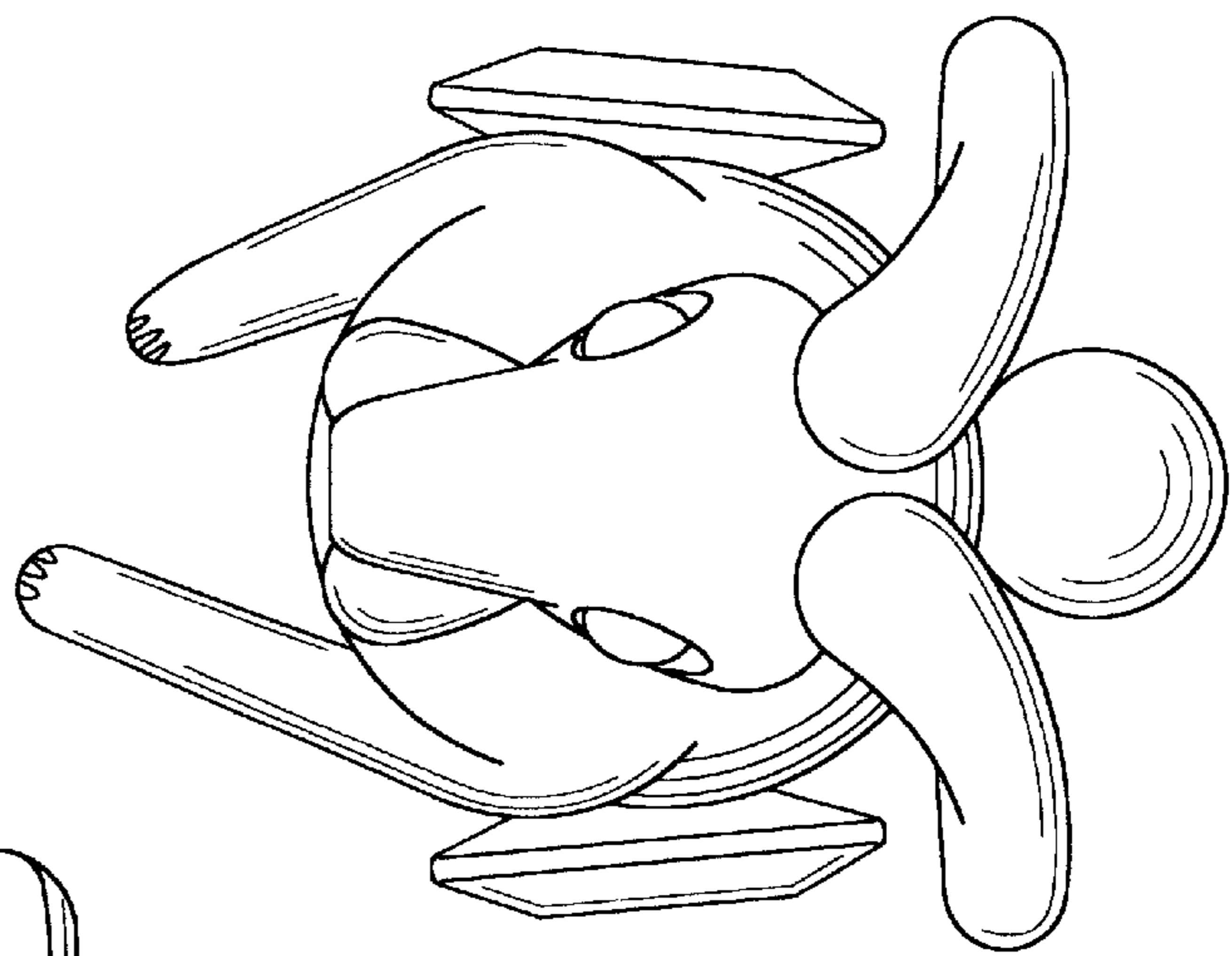
***Fig. 3***



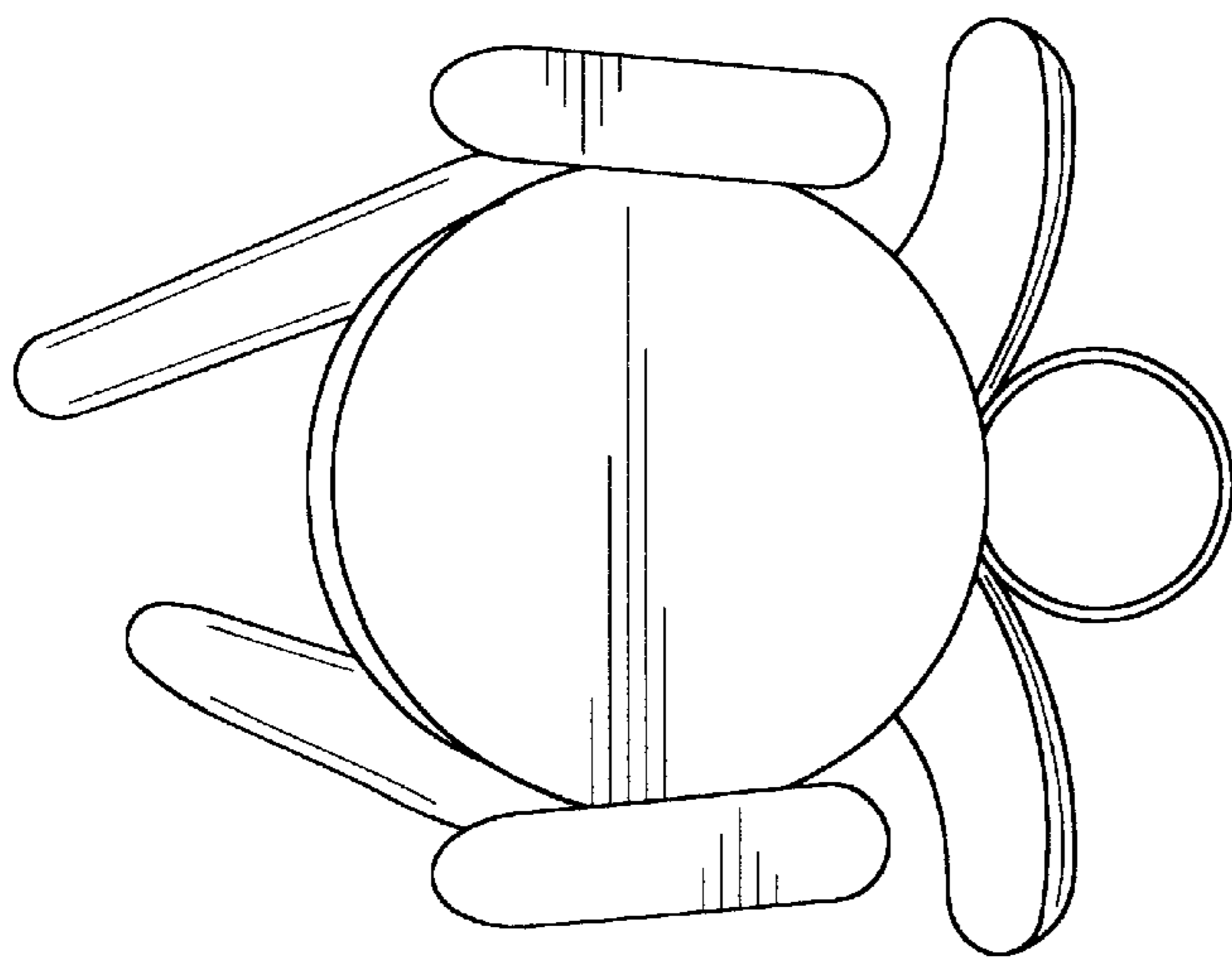
***Fig. 4***




**Fig. 5**



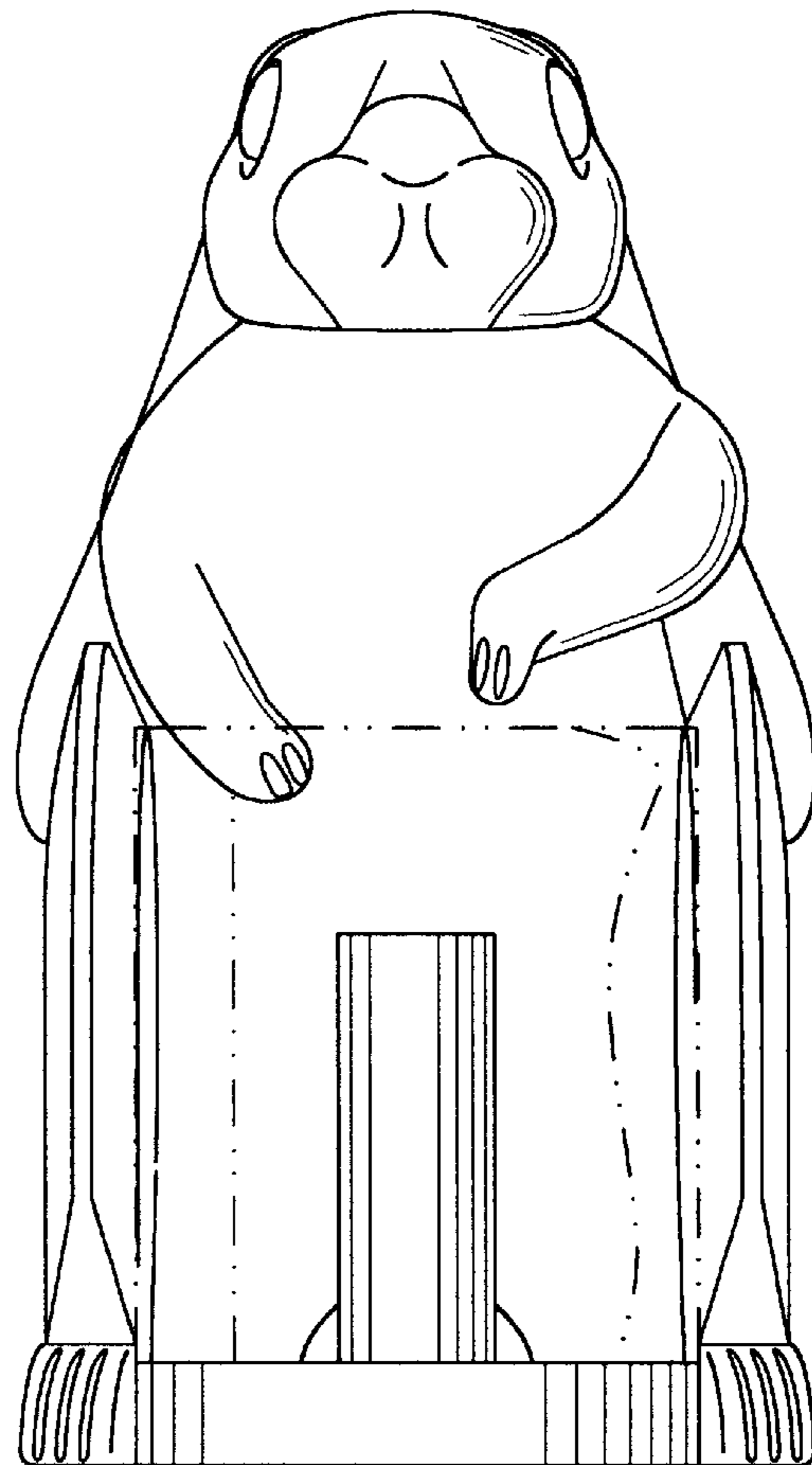
**Fig. 6**



**Fig. 7**



**Fig. 8**



**Fig. 9**