



US00D523261S

(12) **United States Design Patent** (10) **Patent No.:** **US D523,261 S**
Ferrer Beltrán (45) **Date of Patent:** **** Jun. 20, 2006**

(54) **CABINET**

D367,974 S * 3/1996 Inman D6/470
D415,921 S * 11/1999 Harris D6/630
D446,964 S * 8/2001 Alexandersson D6/432

(75) Inventor: **JoséMaría Ferrer Beltrán**, Valencia (ES)

* cited by examiner

(73) Assignee: **Sonia, S.A.**, Valencia (ES)

Primary Examiner—Cathron C. Brooks

(**) Term: **14 Years**

(74) *Attorney, Agent, or Firm*—Jacobson Holaman PLLC

(21) Appl. No.: **29/230,372**

(57) **CLAIM**

(22) Filed: **May 20, 2005**

I claim the ornamental design for the cabinet, as shown and described.

(51) **LOC (8) Cl.** **06-04**

DESCRIPTION

(52) **U.S. Cl.** **D6/470; D6/479**

(58) **Field of Classification Search** D6/460,
D6/461, 468, 474, 477–479, 470–472; 108/59,
108/91, 92, 96, 107; 211/40, 41.12, 42, 49.1,
211/50, 85.2, 90.04, 187, 190, 119.003, 134,
211/153, 87.01, 71.01

FIG. 1 is a front perspective view of the cabinet embodying my design;

FIG. 2 is the top plan view of the cabinet as shown in FIG. 1;

FIG. 3 is a front elevational view of the cabinet as shown in FIG. 1;

See application file for complete search history.

FIG. 4 is a back elevational view of the cabinet as shown in FIG. 1; and,

FIG. 5 is the left side elevational view which is the mirror image of the right side elevational view of the cabinet as shown in FIG. 1.

(56) **References Cited**

U.S. PATENT DOCUMENTS

D253,567 S * 12/1979 Ungaro D6/479
D327,381 S * 6/1992 Ross D6/461
D362,149 S * 9/1995 Bond et al. D6/629

1 Claim, 2 Drawing Sheets

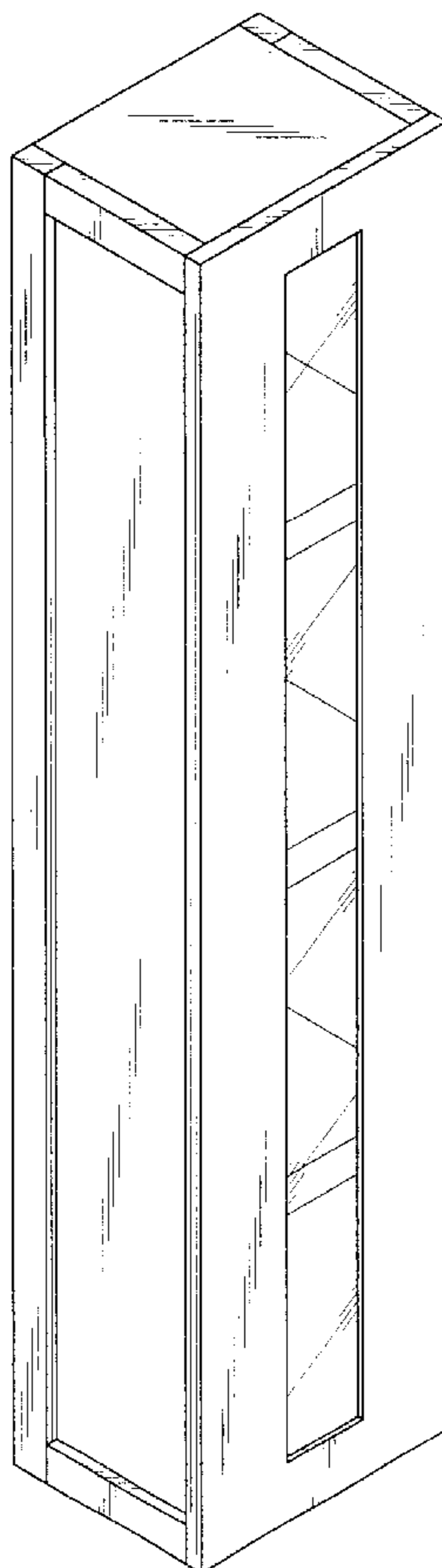


FIG. 1

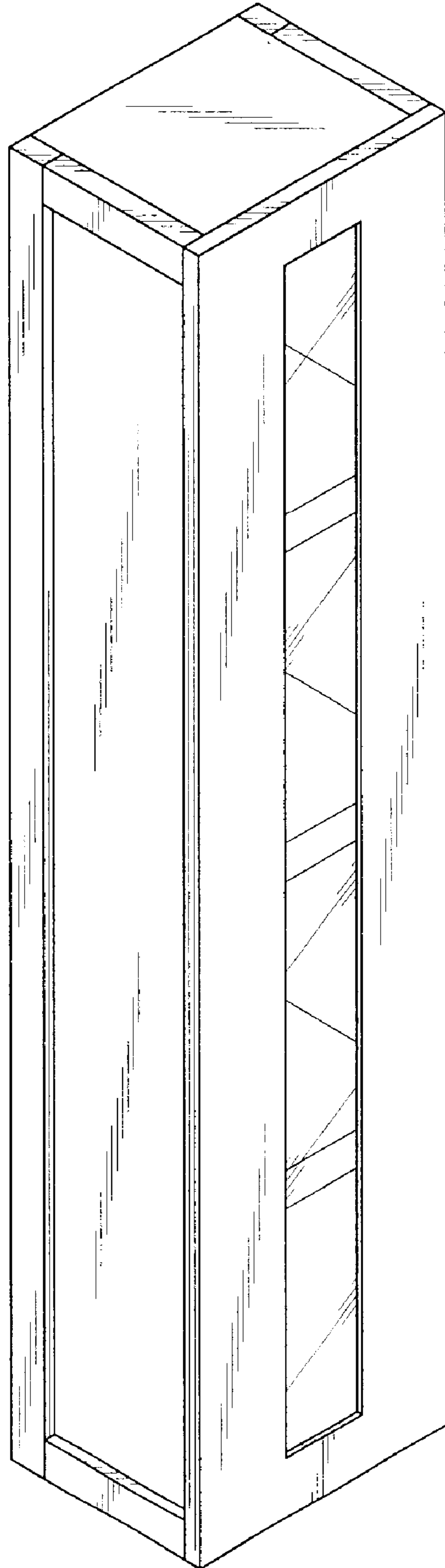


FIG. 2




FIG. 3

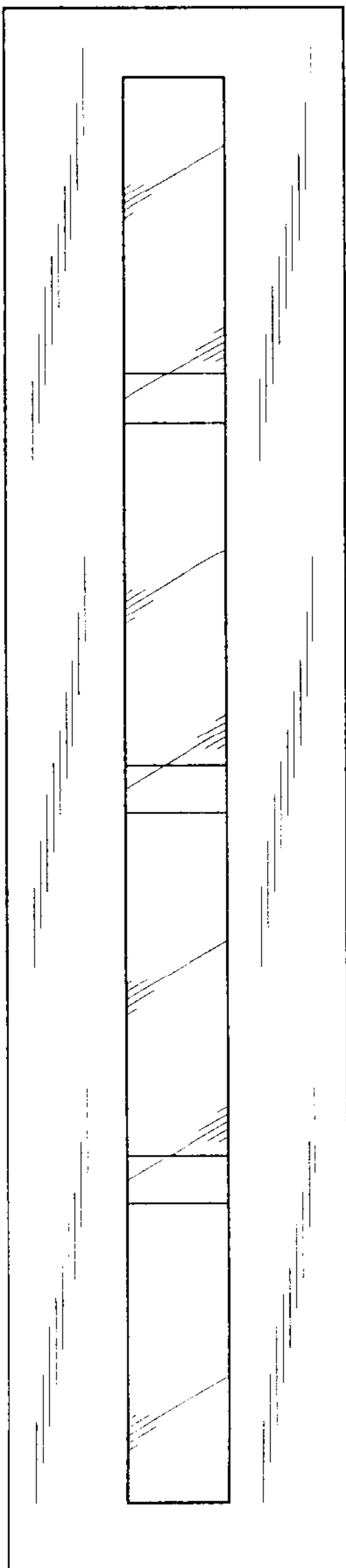


FIG. 4




FIG. 5

