



US00D523258S

(12) **United States Design Patent**  
**De Blaay**

(10) **Patent No.:** **US D523,258 S**  
(45) **Date of Patent:** **\*\* Jun. 20, 2006**

(54) **TRIPLE DRESSER**

(75) Inventor: **William E. De Blaay**, Manlius, NY  
(US)  
(73) Assignee: **L. & J. G. Stickley, Inc.**, Manlius, NY  
(US)  
(\*\*) Term: **14 Years**

(21) Appl. No.: **29/219,792**  
(22) Filed: **Dec. 22, 2004**

(51) **LOC (8) Cl.** ..... **06-04**  
(52) **U.S. Cl.** ..... **D6/446**  
(58) **Field of Classification Search** ..... D6/434,  
D6/436-447, 470; 312/114, 204, 224, 227  
See application file for complete search history.

(56) **References Cited**

**U.S. PATENT DOCUMENTS**

D376,057 S	*	12/1996	Brunner et al.	.....	D6/445
D394,171 S	*	5/1998	De Blaay	.....	D6/446
D415,629 S	*	10/1999	Woudstra	.....	D6/445
D432,817 S	*	10/2000	Gallien	.....	D6/445
D439,764 S	*	4/2001	Gallien	.....	D6/444
D445,596 S	*	7/2001	Stout et al.	.....	D6/446
D446,667 S	*	8/2001	Gallien	.....	D6/446
D459,111 S	*	6/2002	Tobin, Jr.	.....	D6/446
D462,540 S	*	9/2002	Lenger	.....	D6/441
D465,105 S	*	11/2002	Tobin, Jr.	.....	D6/446
D506,089 S	*	6/2005	Mohundro	.....	D6/446
D509,682 S	*	9/2005	Rozenboom	.....	D6/445

**OTHER PUBLICATIONS**

Stickley Catalog, Mission Oak and Cherry Collection, Dresser, p. 907, 1991.\*  
Furniture Today, Casa Rustica dresser, p. 148, Oct. 11, 1999.\*  
Ethan Allen American Impressions double dresser, p. 74, 2002.\*  
Thomasville Impressions, Mission Arts drawer dresser, p. 6, 2000.\*

\* cited by examiner

*Primary Examiner*—Cathron C. Brooks

(74) *Attorney, Agent, or Firm*—Bernhard P. Molldrem, Jr.

(57) **CLAIM**

The ornamental design for a triple dresser, as shown and described.

**DESCRIPTION**

FIG. 1 is a front elevation of a triple dresser showing my new design. The drawer pulls are shown in broken line and do not form part of the claimed design.

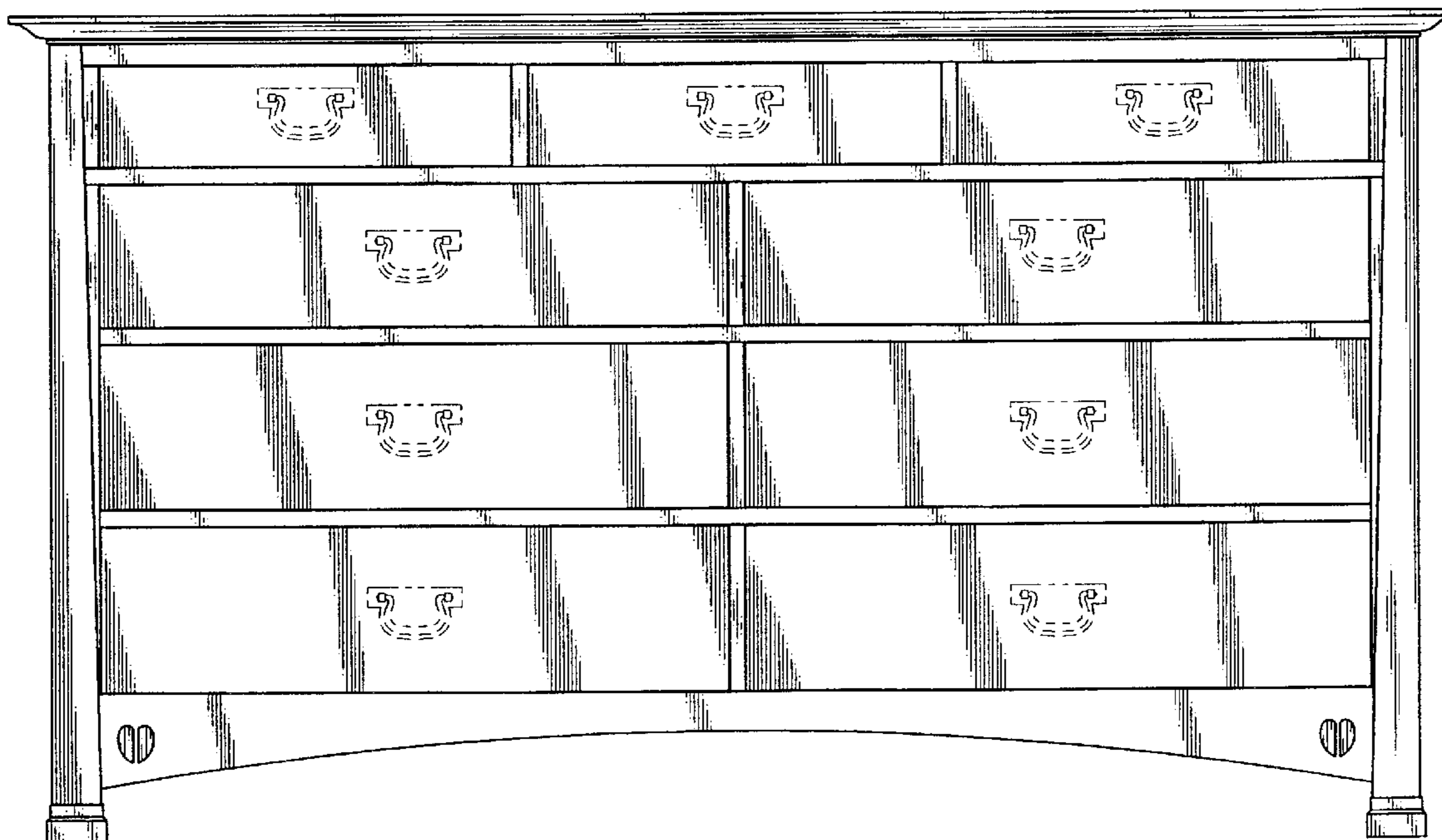
FIG. 2 is a right elevational view thereof, the left side being a mirror image.

FIG. 3 is a top plan view thereof; and,

FIG. 4 is an front elevation of another embodiment with alternative drawer pulls, the sides and top being as shown in FIGS. 2 and 3. The drawer pulls are shown in broken line and do not form part of the claimed design.

The bottom and back are plain and unadorned, and do not form part of my design.

**1 Claim, 2 Drawing Sheets**






FIG. 3




FIG. 2

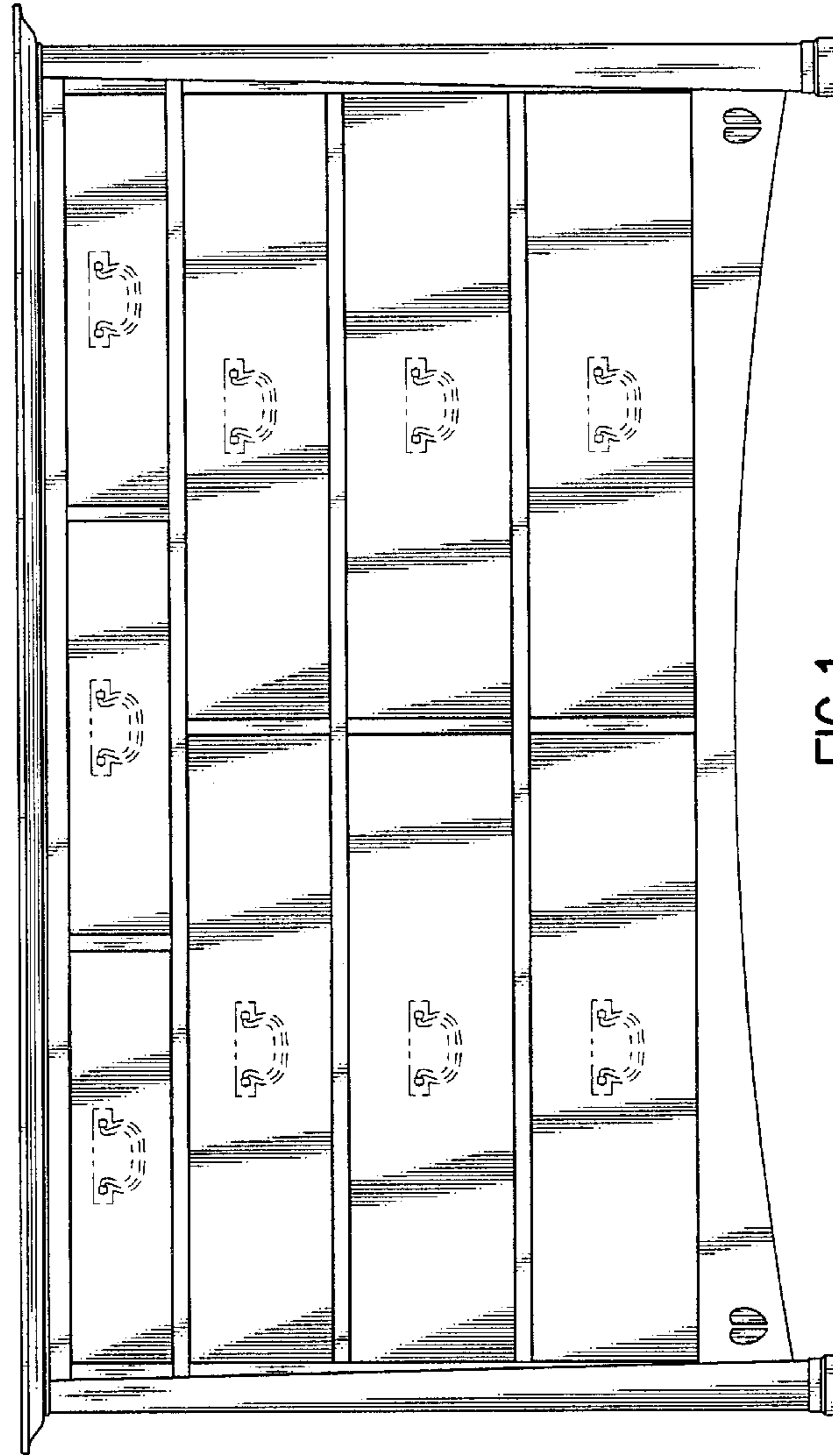


FIG. 1

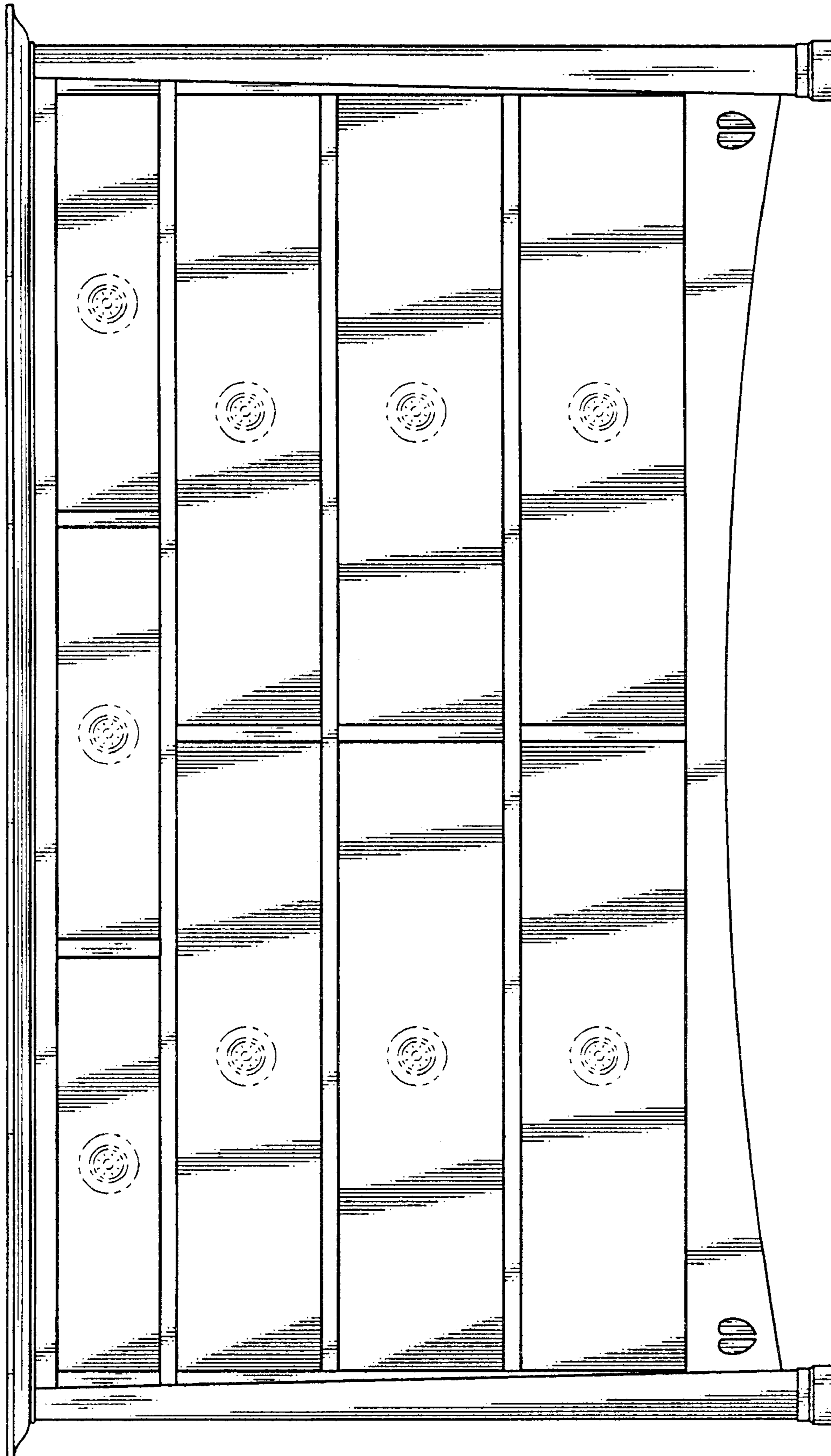


FIG. 4