



US00D523224S

(12) **United States Design Patent**  
**Petrie**

(10) **Patent No.:** **US D523,224 S**

(45) **Date of Patent:** **\*\* Jun. 20, 2006**

(54) **PORTION OF A SHOE UPPER**

(75) **Inventor:** **Jason Gregory Petrie**, Portland, OR (US)

(73) **Assignee:** **Nike, Inc.**, Beaverton, OR (US)

(\*\*) **Term:** **14 Years**

(21) **Appl. No.:** **29/236,902**

(22) **Filed:** **Aug. 25, 2005**

(51) **LOC (8) Cl.** ..... **02-99**

(52) **U.S. Cl.** ..... **D2/972**

(58) **Field of Classification Search** ..... D2/902,  
D2/907, 908, 943, 944, 969, 972-974; 36/45,  
36/50.1, 77 M, 77 R, 83, 88, 113, 114, 126-131  
See application file for complete search history.

(56) **References Cited**

**U.S. PATENT DOCUMENTS**

D227,822 S	7/1973	Askew	
D229,251 S	11/1973	Askew	
D266,285 S	9/1982	Vermonet	
D293,970 S	2/1988	Brown et al.	
D294,998 S	4/1988	Brown et al.	
D296,262 S	6/1988	Brown et al.	
D300,983 S	5/1989	Le	
D336,974 S	7/1993	Hatfield	
D394,739 S	6/1998	Carlson	
D407,542 S	4/1999	Koh	
D435,161 S	12/2000	Von Conta	
D461,950 S	8/2002	Adams	
D499,232 S	12/2004	Sakai et al.	
D500,584 S	1/2005	Link	
D504,763 S	* 5/2005	Matis et al. ....	D2/969
D505,004 S	* 5/2005	Robbins et al. ....	D2/969

**OTHER PUBLICATIONS**

Nike Footwear Catalog Holiday 2005, p. 10, published Mar. 2005.

Nike Footwear Catalog Fall 2004, p. M35, published Nov. 2003.

Nike Footwear Catalog Holiday 2004, p. M38, published Mar. 2004.

Nike Footwear Catalog Fall 2003, p. W21, published Nov. 2002.

Nike Footwear Catalog Holiday 1998; p. M42, published Feb. 1998.

Nike Footwear Catalog Fall 1991, p. 32, published Dec. 1990.

\* cited by examiner

*Primary Examiner*—Dominic Simone

(74) *Attorney, Agent, or Firm*—Banner & Witcoff, Ltd.

(57) **CLAIM**

The ornamental design for a portion of a shoe upper, as shown and described.

**DESCRIPTION**

FIG. 1 is a front perspective view of a portion of a shoe upper showing my new design;

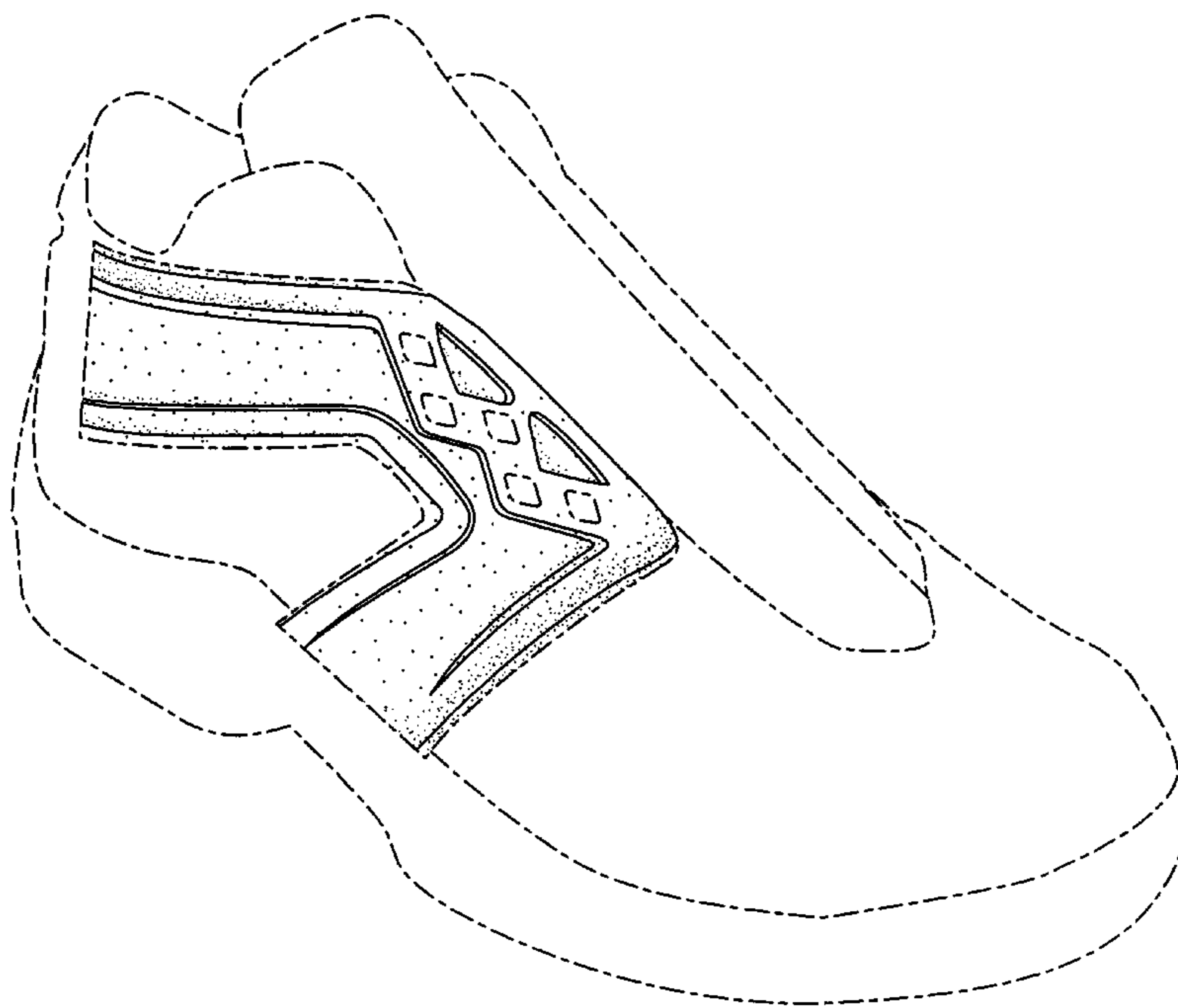
FIG. 2 is a front elevational view thereof;

FIG. 3 is a side elevational view thereof; and,

FIG. 4 is a top plan view thereof.

The uneven broken line immediately adjacent to the shaded area represents an unclaimed boundary of the design. The broken line showings within the unclaimed boundary and the uneven broken line showing of the remainder of the shoe are for illustrative purposes only and form no part of the claimed design.

**1 Claim, 4 Drawing Sheets**



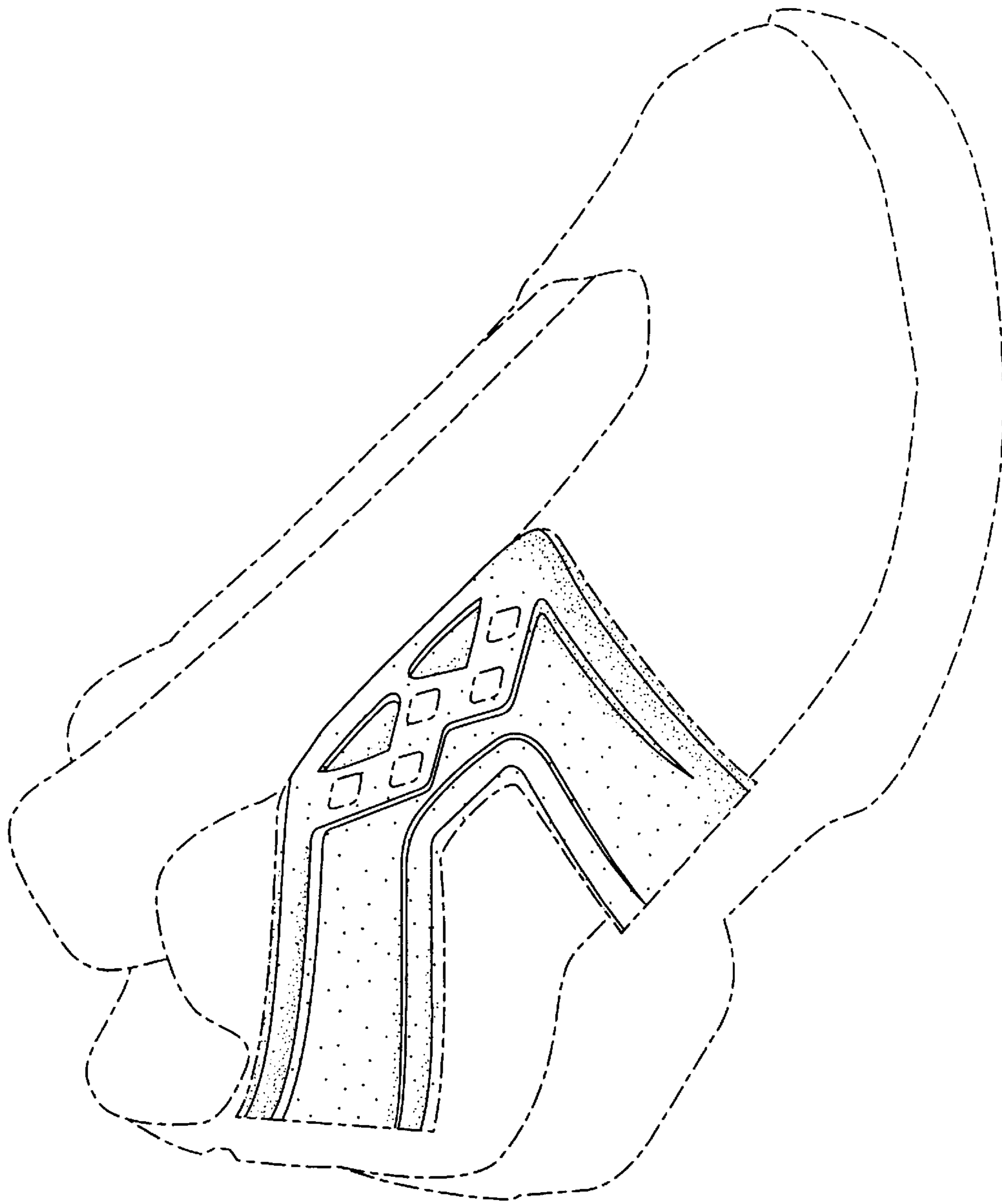


FIG. 1

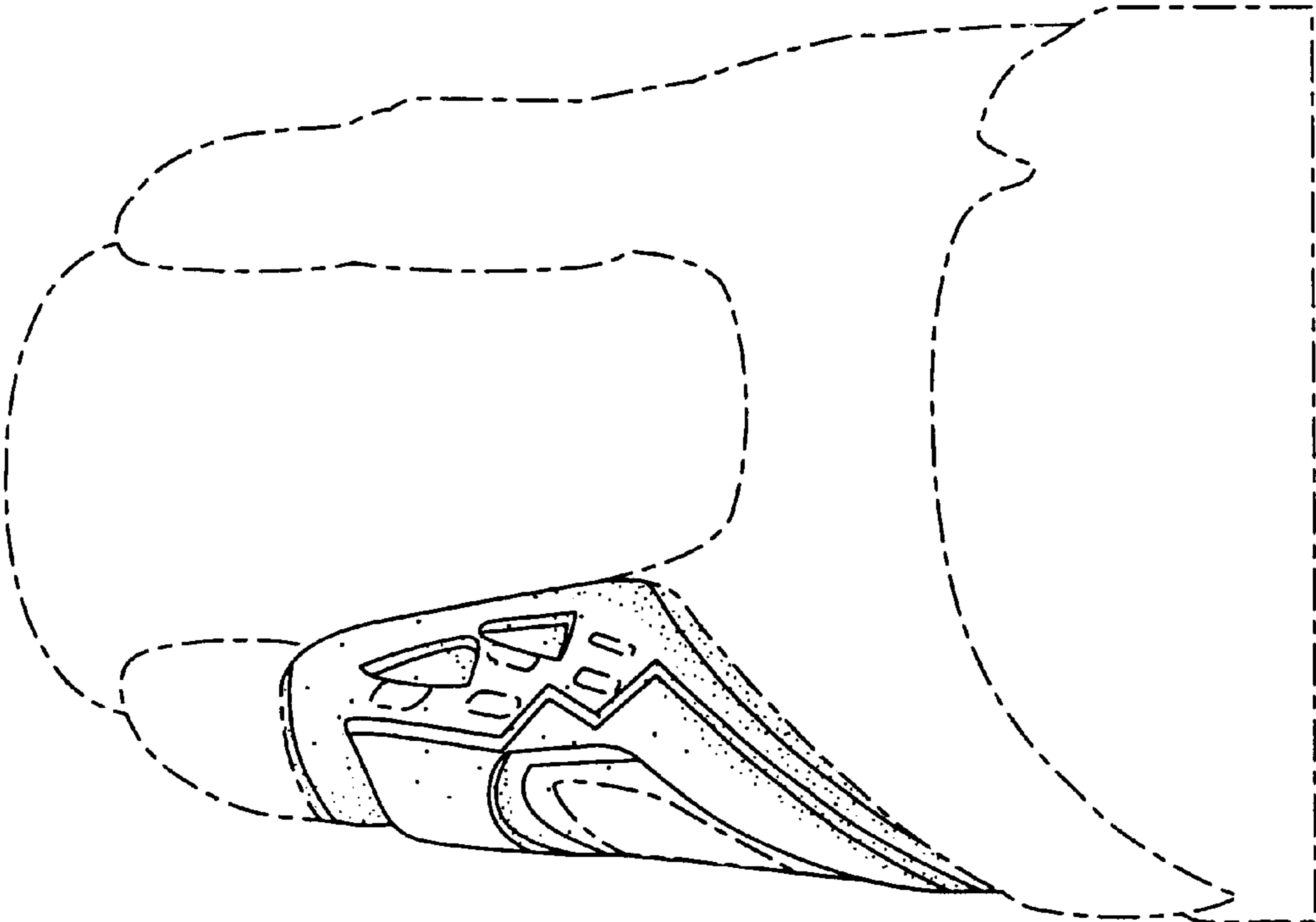


FIG. 2

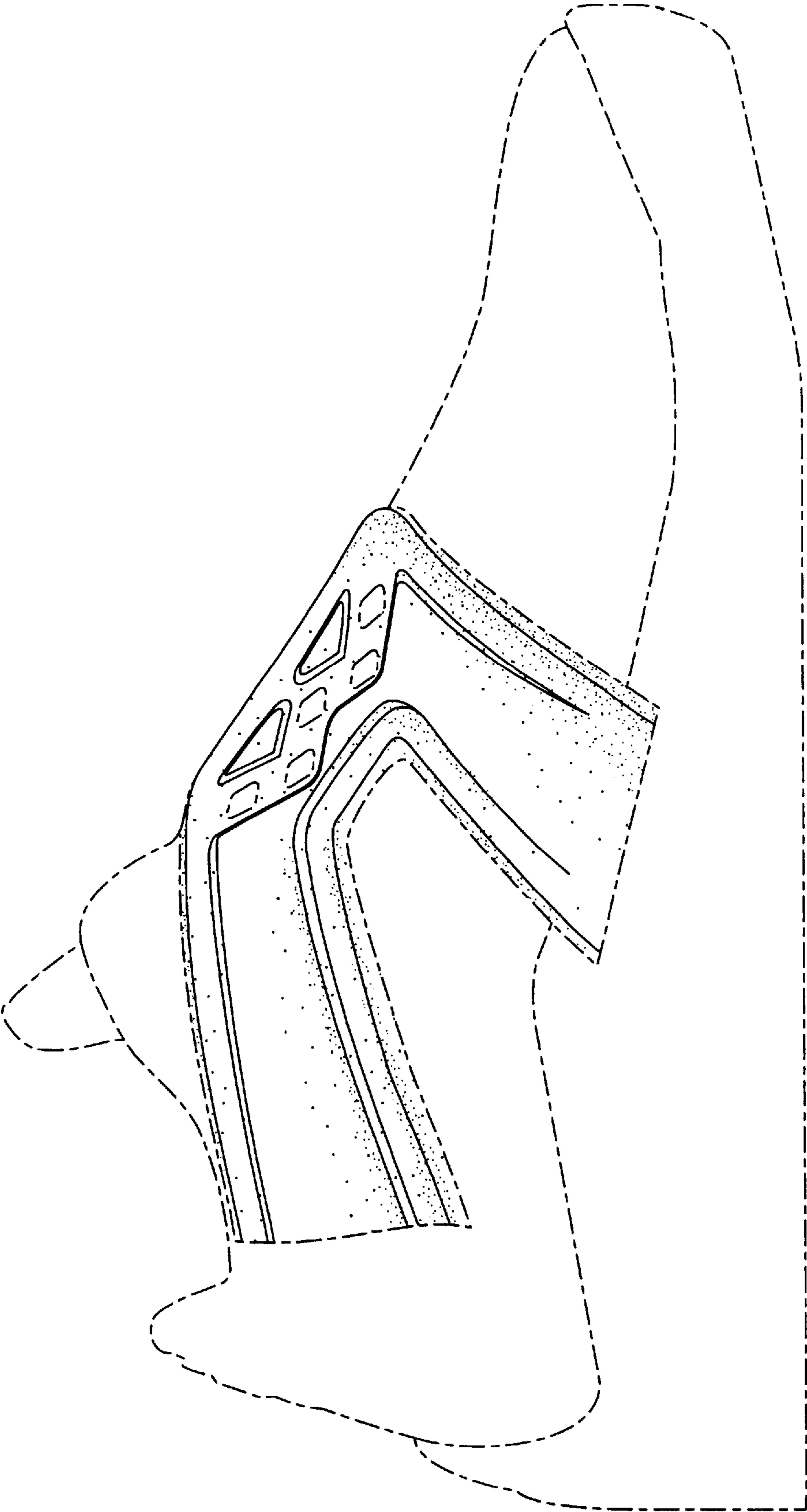


FIG. 3

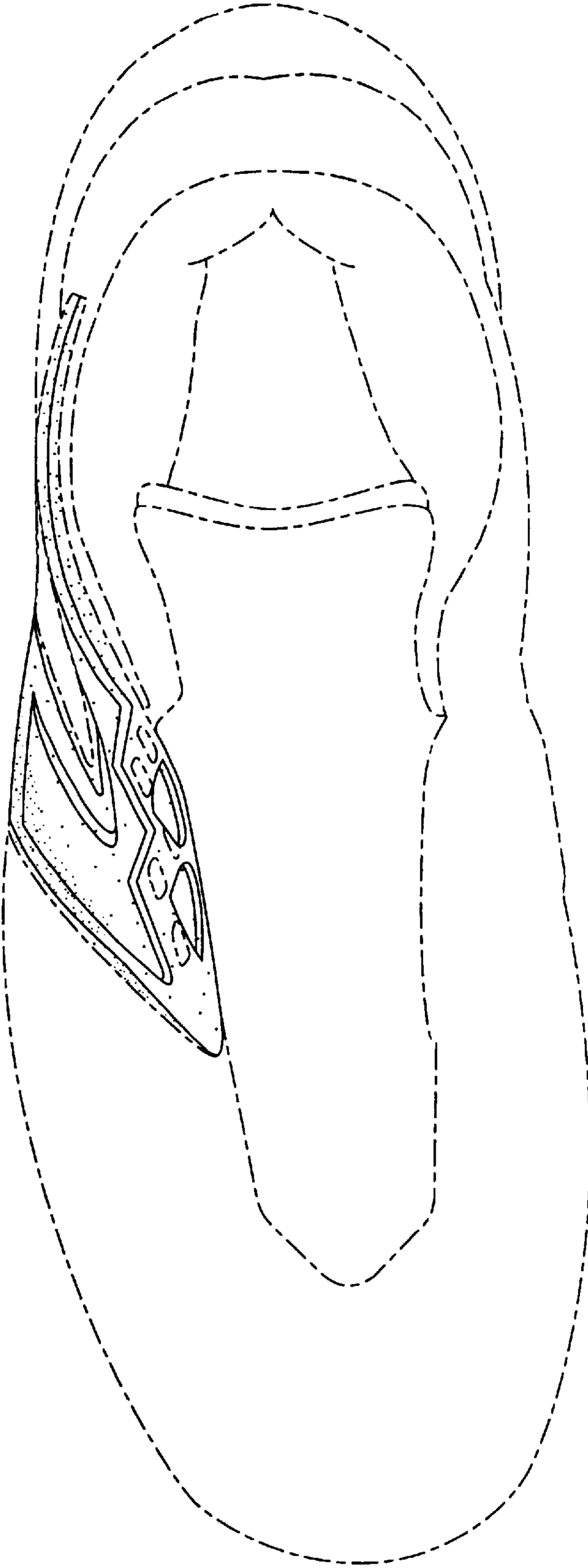


FIG. 4