



US00D523223S

(12) **United States Design Patent** (10) **Patent No.:** **US D523,223 S**
Lotti (45) **Date of Patent:** **** Jun. 20, 2006**

(54) **PORTION OF A SHOE UPPER**

(75) Inventor: **Martin M. Lotti**, Beaverton, OR (US)
(73) Assignee: **Nike, Inc.**, Beaverton, OR (US)
(**) Term: **14 Years**

(21) Appl. No.: **29/234,870**

(22) Filed: **Jul. 25, 2005**

(51) **LOC (8) Cl.** **02-99**

(52) **U.S. Cl.** **D2/972**

(58) **Field of Classification Search** D2/902,
D2/907, 908, 943, 944, 969, 972-974; 36/45,
36/50.1, 77 M, 77 R, 83, 88, 113, 114, 126-131
See application file for complete search history.

(56) **References Cited**

U.S. PATENT DOCUMENTS

D365,198 S	12/1995	Worthington	
D374,551 S	10/1996	Hatfield	
D380,078 S	6/1997	Von Conta	
D386,597 S	11/1997	Avar	
D397,242 S	* 8/1998	Mankowski D2/972
D397,859 S	9/1998	Cass	
D398,764 S	* 9/1998	Hlavacs D2/972
D398,771 S	9/1998	Doxey	
D413,196 S	8/1999	Hatfield	
D420,499 S	2/2000	Dolinsky	
6,029,376 A	2/2000	Cass	
D429,876 S	8/2000	Vestuti	
D438,697 S	3/2001	Matis et al.	
D451,266 S	12/2001	Schroeder et al.	
D452,070 S	12/2001	Holmes	
D490,231 S	5/2004	Estey	
D495,867 S	* 9/2004	Avar D2/972
D498,355 S	11/2004	Fullum	
D500,408 S	1/2005	Rask	
D504,012 S	4/2005	Fullum	
D504,218 S	* 4/2005	Link D2/972

OTHER PUBLICATIONS

Nike Footwear Catalog Spring 1999, p. M15, published Jun. 1998.
Nike Footwear Catalog Spring 2000 #1, p. M50, published Jul. 1999.
Nike Footwear Catalog Fall 2000 #1, p. M42, published Nov. 1999.
Nike Footwear Catalog Holiday 2000, p. M33, published Mar. 2000.
Nike Footwear Catalog Late Spring 2001, p. M24, published Sep. 2000.
Nike Footwear Catalog Spring 2002, p. M33, published Jun. 2001.
Nike Footwear Catalog Fall 2002, p. M117, published Nov. 2001.
Nike Footwear Catalog Spring 2003, p. W8 published Jun. 2002.
Nike Footwear Catalog Spring 2004, p. M33, published Jun. 2003.
Nike Footwear Catalog Holiday 2004, p. W31, published Mar. 2004.

* cited by examiner

Primary Examiner—Dominic Simone
(74) *Attorney, Agent, or Firm*—Banner & Witcoff, Ltd.

(57) **CLAIM**

The ornamental design for a portion of a shoe upper, as shown and described.

DESCRIPTION

FIG. 1 is a front perspective view of a portion of a shoe upper showing my new design;
FIG. 2 is a side elevational view thereof;
FIG. 3 is a rear perspective view thereof; and,
FIG. 4 is an enlarged view of the portion shown in FIG. 1. The uneven broken line immediately adjacent to the shaded area represents an unclaimed boundary of the design. The uneven broken line showing of the remainder of the shoe is for illustrative purposes only and forms no part of the claimed design.

1 Claim, 4 Drawing Sheets

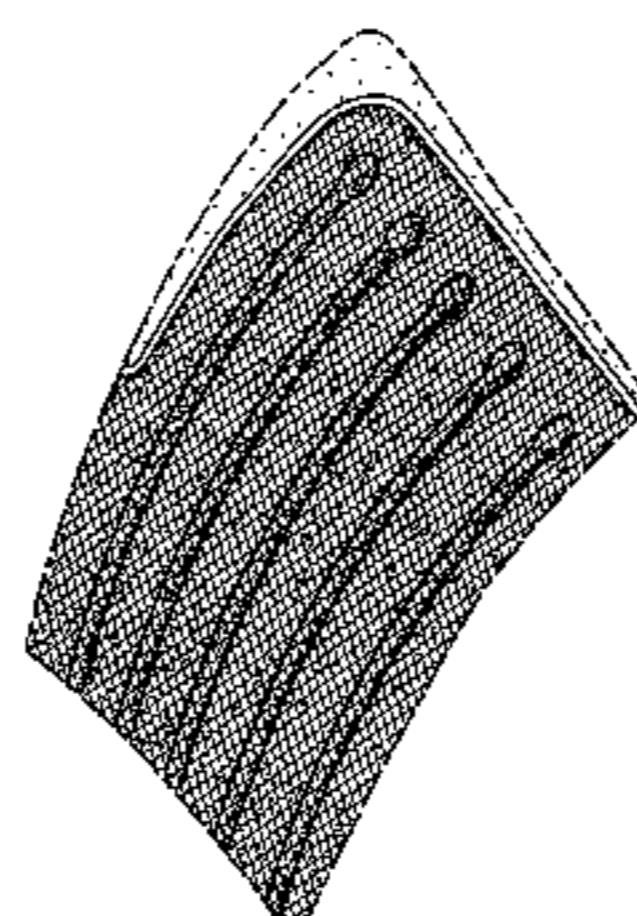
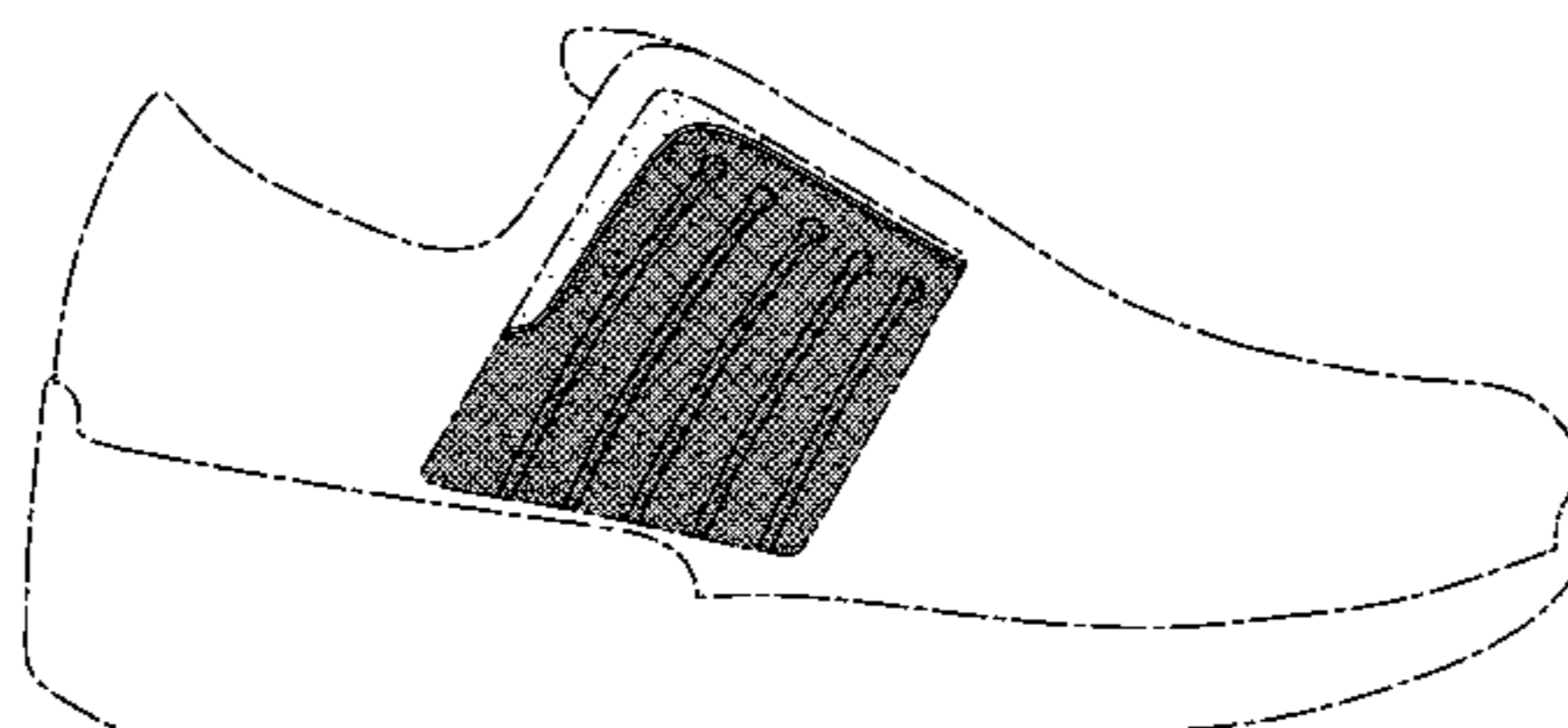


FIG. 1

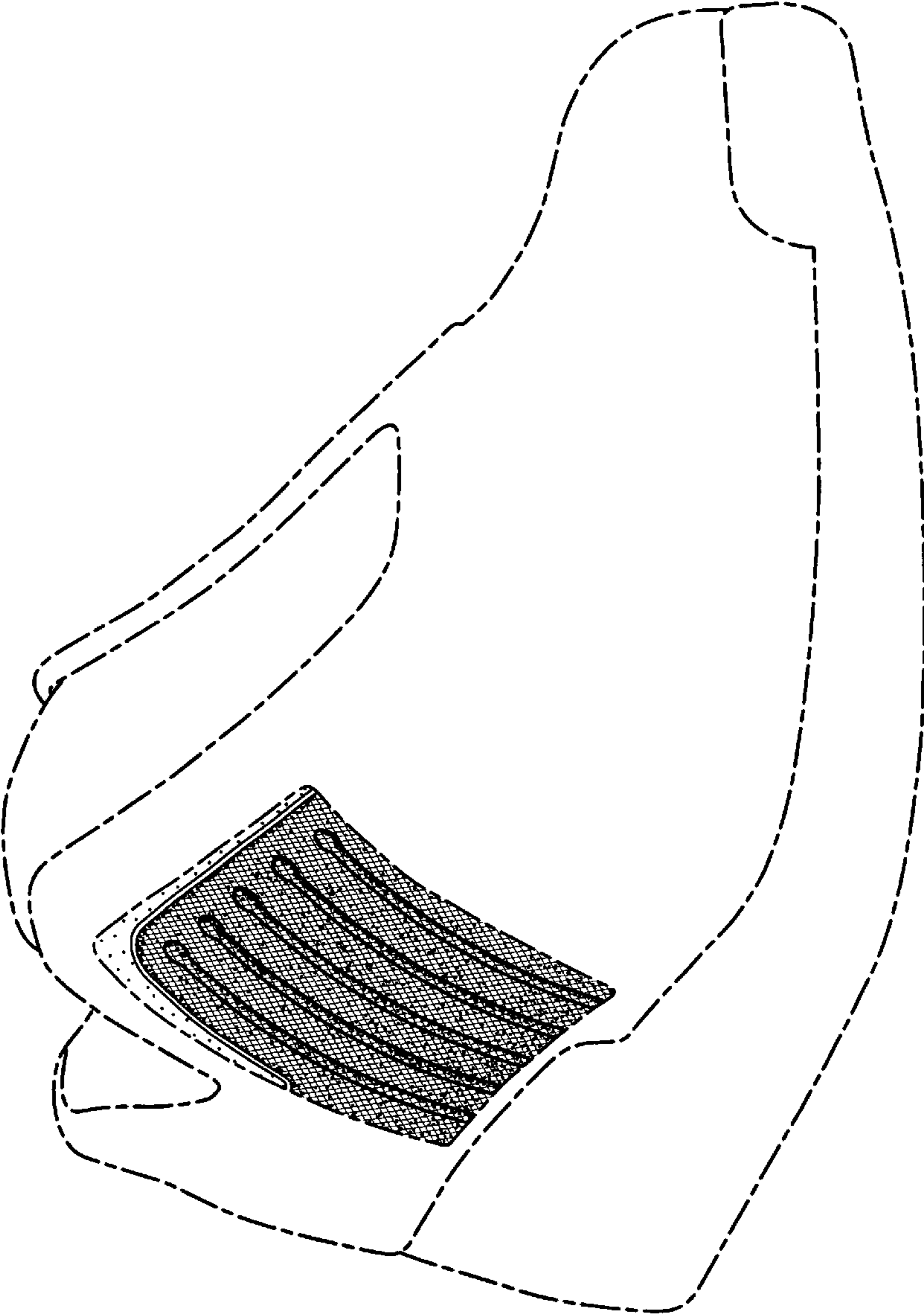


FIG. 2

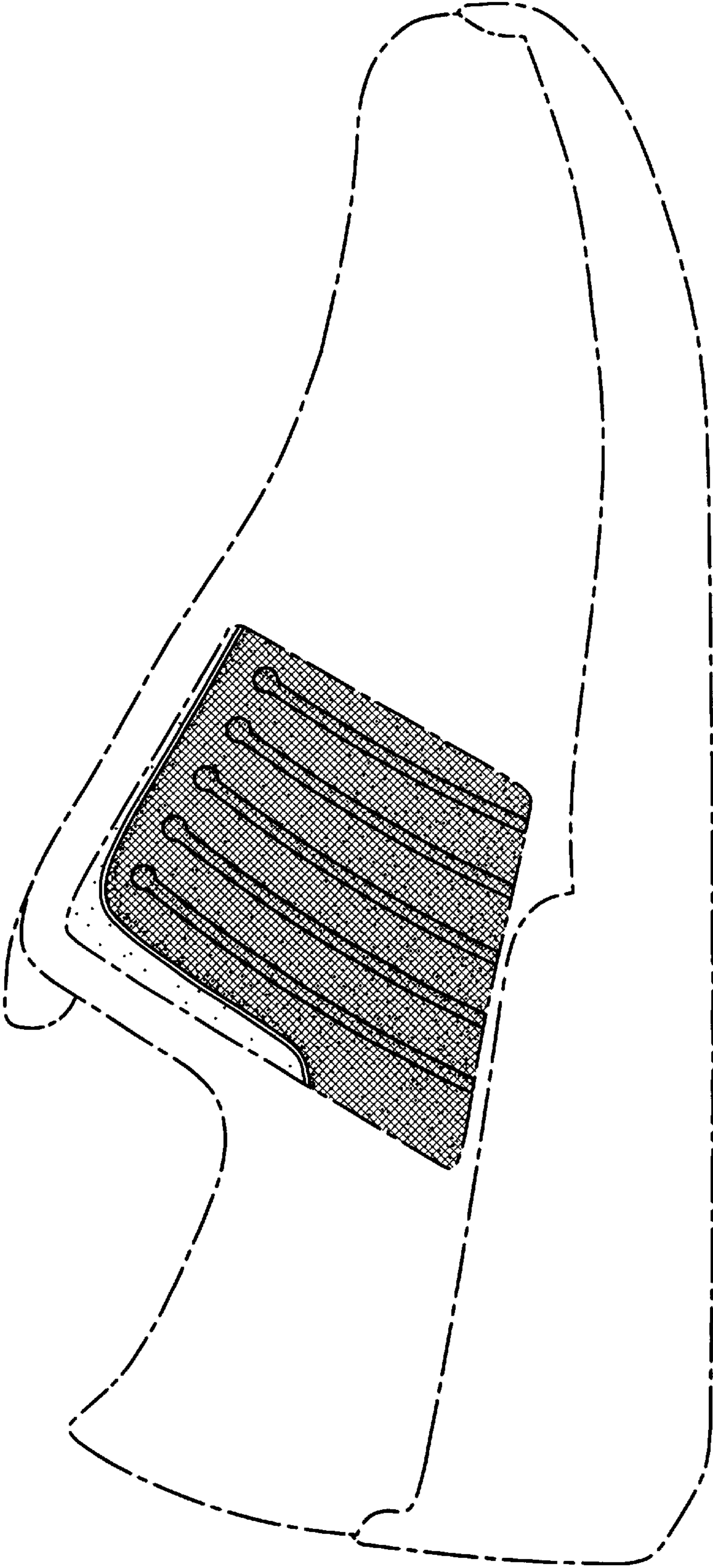


FIG. 3

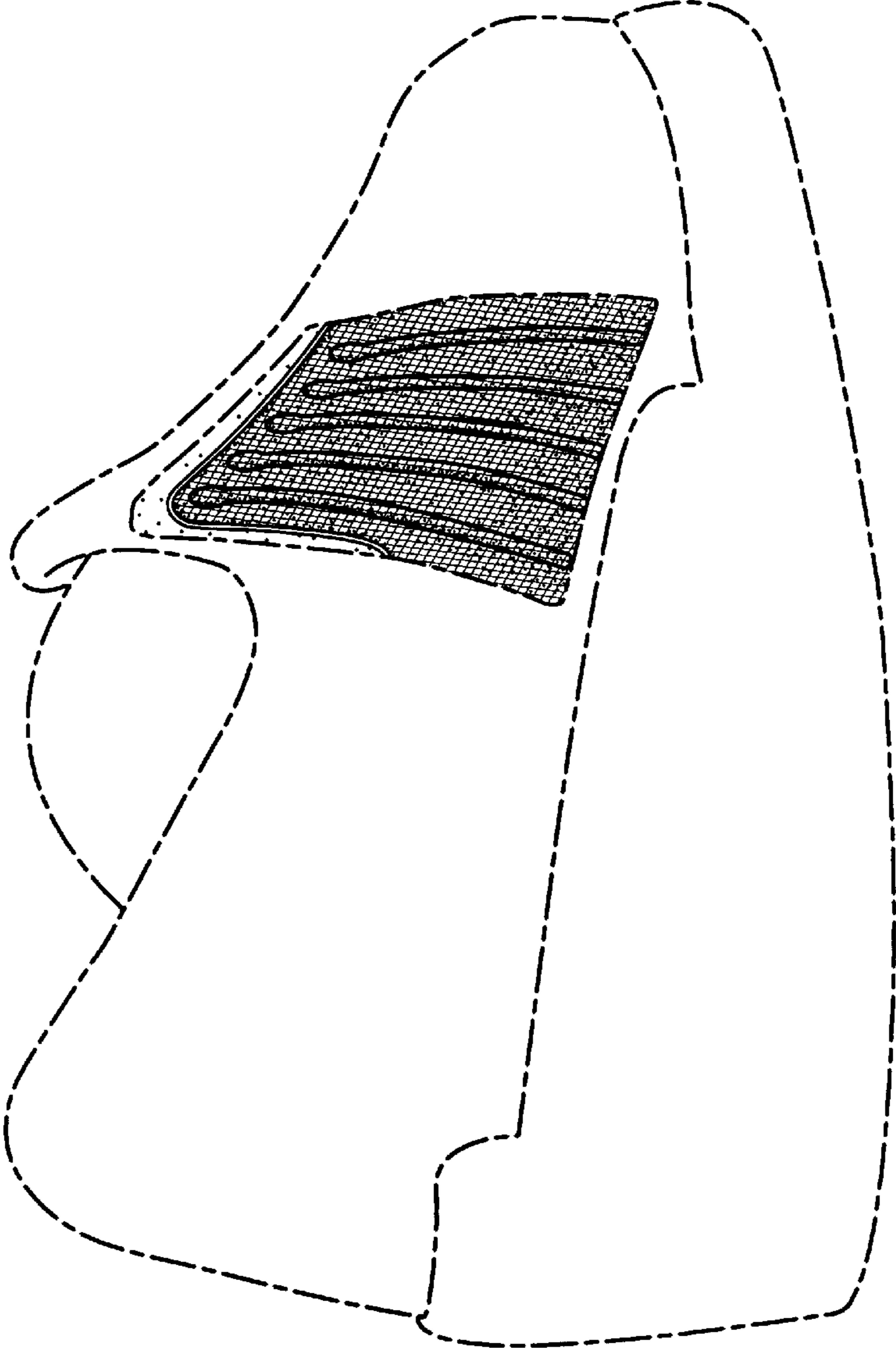


FIG. 4

