



US00D523220S

(12) **United States Design Patent** (10) **Patent No.:** **US D523,220 S**
Link (45) **Date of Patent:** **** Jun. 20, 2006**

(54) **PORTION OF A SHOE UPPER**
(75) Inventor: **Kenneth Link**, Portland, OR (US)
(73) Assignee: **Nike, Inc.**, Beaverton, OR (US)
(**) Term: **14 Years**
(21) Appl. No.: **29/229,102**
(22) Filed: **May 4, 2005**
(51) **LOC (8) Cl.** **02-99**
(52) **U.S. Cl.** **D2/972**
(58) **Field of Classification Search** D2/902,
D2/907, 908, 943, 944, 969, 972-974; 36/45,
36/50.1, 77 M, 77 R, 83, 88, 113, 114, 126-131
See application file for complete search history.

Nike Footwear Catalog Spring 1997, p. 37, published Jun. 1996.
Nike Footwear Catalog Fall 1997, pp. 30, 50, 74, published Dec. 1996.
Nike Footwear Catalog Spring 1998, p. 102, published Jun. 1997.
Nike Footwear Catalog Late Spring 1998, pp. 14, 22, 201, published Sep. 1997.
Nike Footwear Catalog Holiday 1998, p. W37, published Feb. 1998.
Nike Footwear Catalog Spring 2004, p. M8, published Jun. 2003.
Nike Footwear Catalog Holiday 2004, p. W5, published Mar. 2004.

* cited by examiner

(56) **References Cited**

U.S. PATENT DOCUMENTS

D108,320 S	*	2/1938	Eldon	D2/902
D349,396 S		8/1994	Hatfield		
5,377,430 A		1/1995	Hatfield et al.		
D387,195 S		12/1997	McNulty		
D388,499 S		12/1997	Lucas		
D393,360 S		4/1998	Aveni et al.		
D419,756 S		2/2000	Edwards		
D444,623 S	*	7/2001	Wilson	D2/969
D474,882 S		5/2003	Cooper		
D496,527 S		9/2004	Roulo		
D499,872 S		12/2004	Wozniak		
D500,408 S		1/2005	Rask		
D500,586 S		1/2005	Wozniak		
D508,603 S	*	8/2005	Newson	D2/972

OTHER PUBLICATIONS

Nike Footwear Catalog Spring 1994, p. 22, published Jun. 1993.
Nike Footwear Catalog Holiday 1996, p. 32, published Mar. 1996.

Primary Examiner—Dominic Simone
(74) *Attorney, Agent, or Firm*—Banner & Witcoff, Ltd.

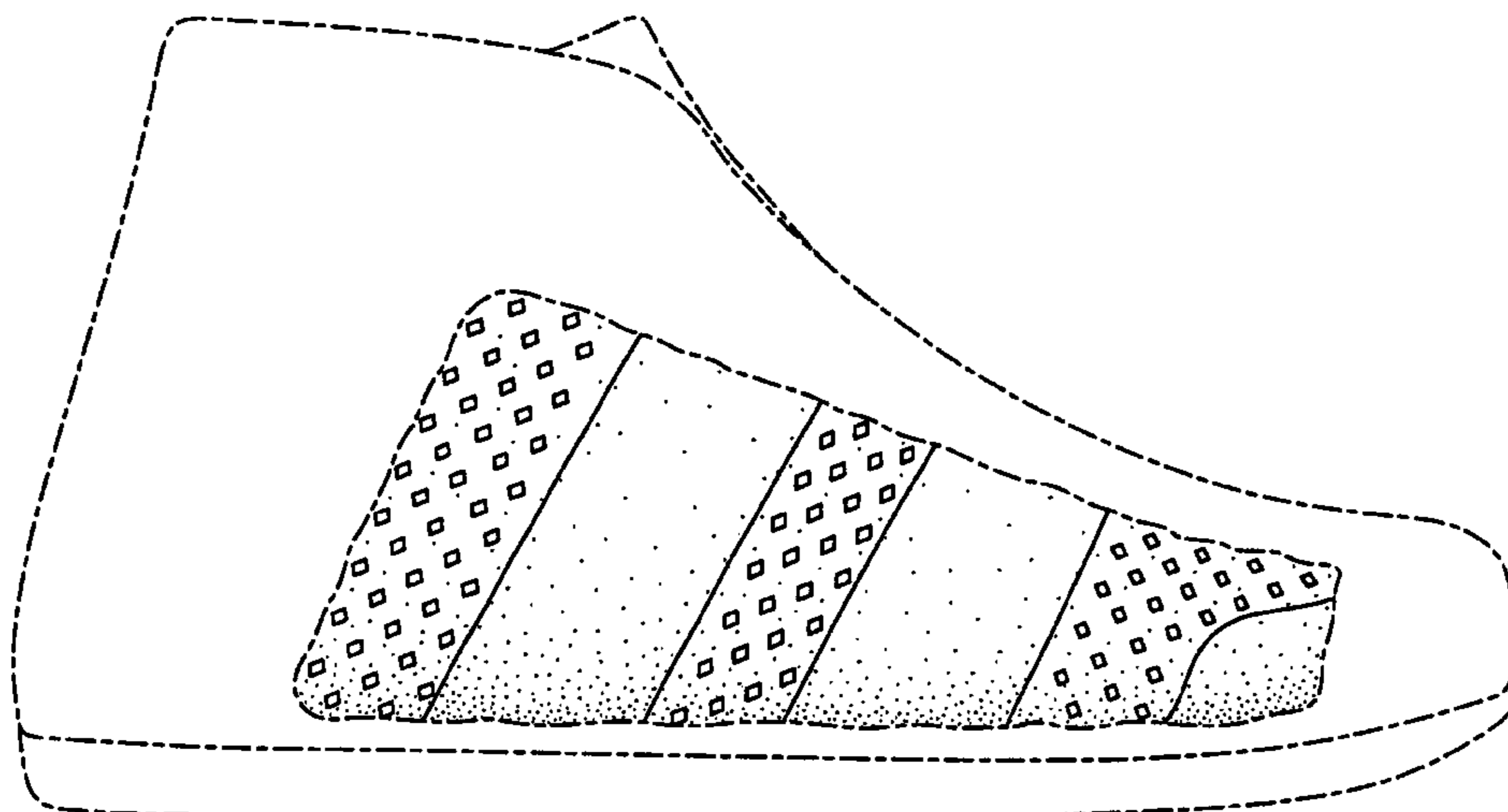
(57) **CLAIM**

The ornamental design for a portion of a shoe upper, as shown and described.

DESCRIPTION

FIG. 1 is a front perspective view of a portion of a shoe upper showing my new design;
FIG. 2 is a rear perspective view thereof;
FIG. 3 is a side view thereof; and,
FIG. 4 is a top view thereof.
The uneven broken lines immediately adjacent to the shaded area represent unclaimed boundaries of the design. The uneven broken lines showing the remainder of the shoe are for illustrative purposes only and form no part of the claimed design.

1 Claim, 4 Drawing Sheets






FIG. 1

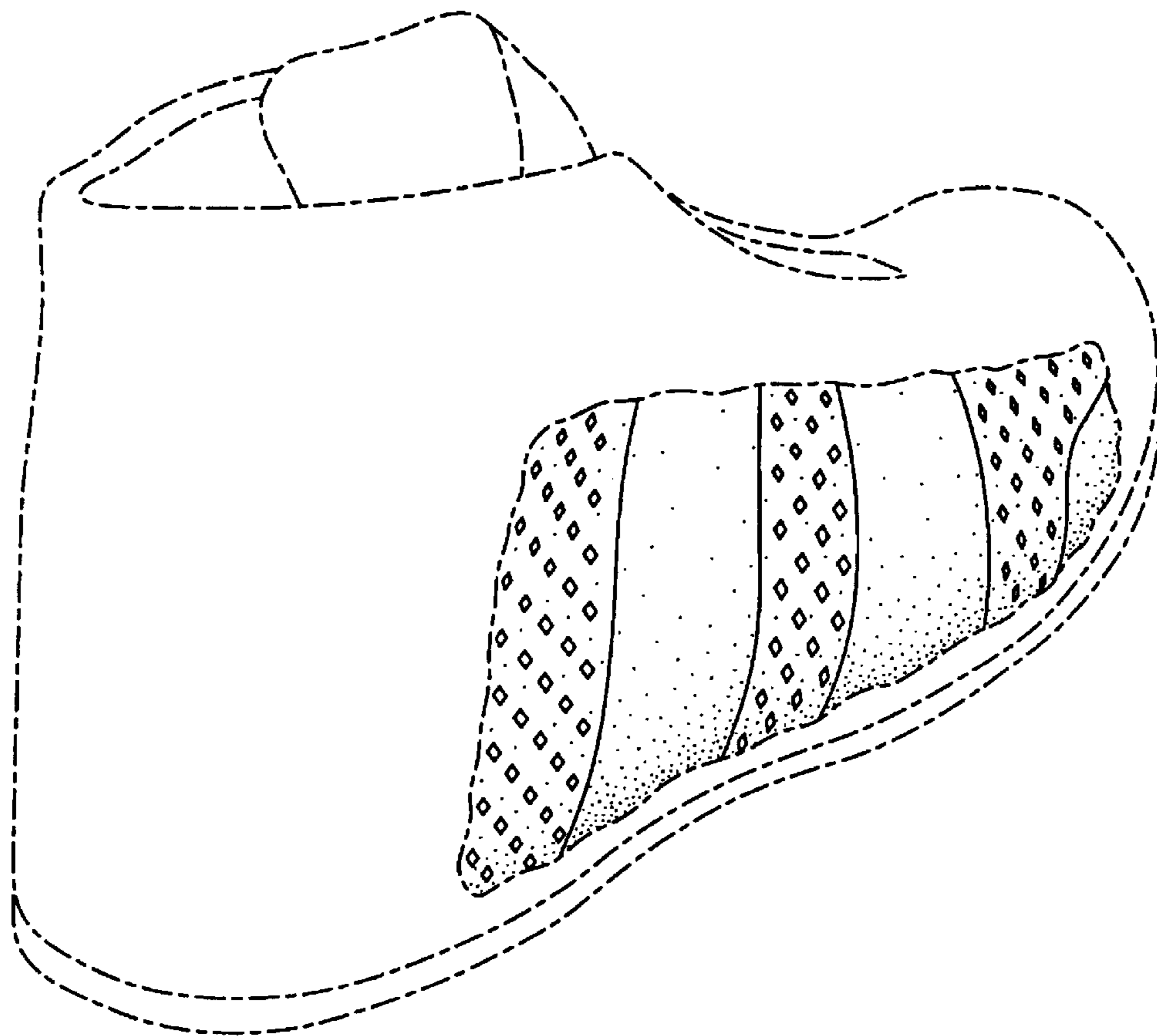


FIG. 2

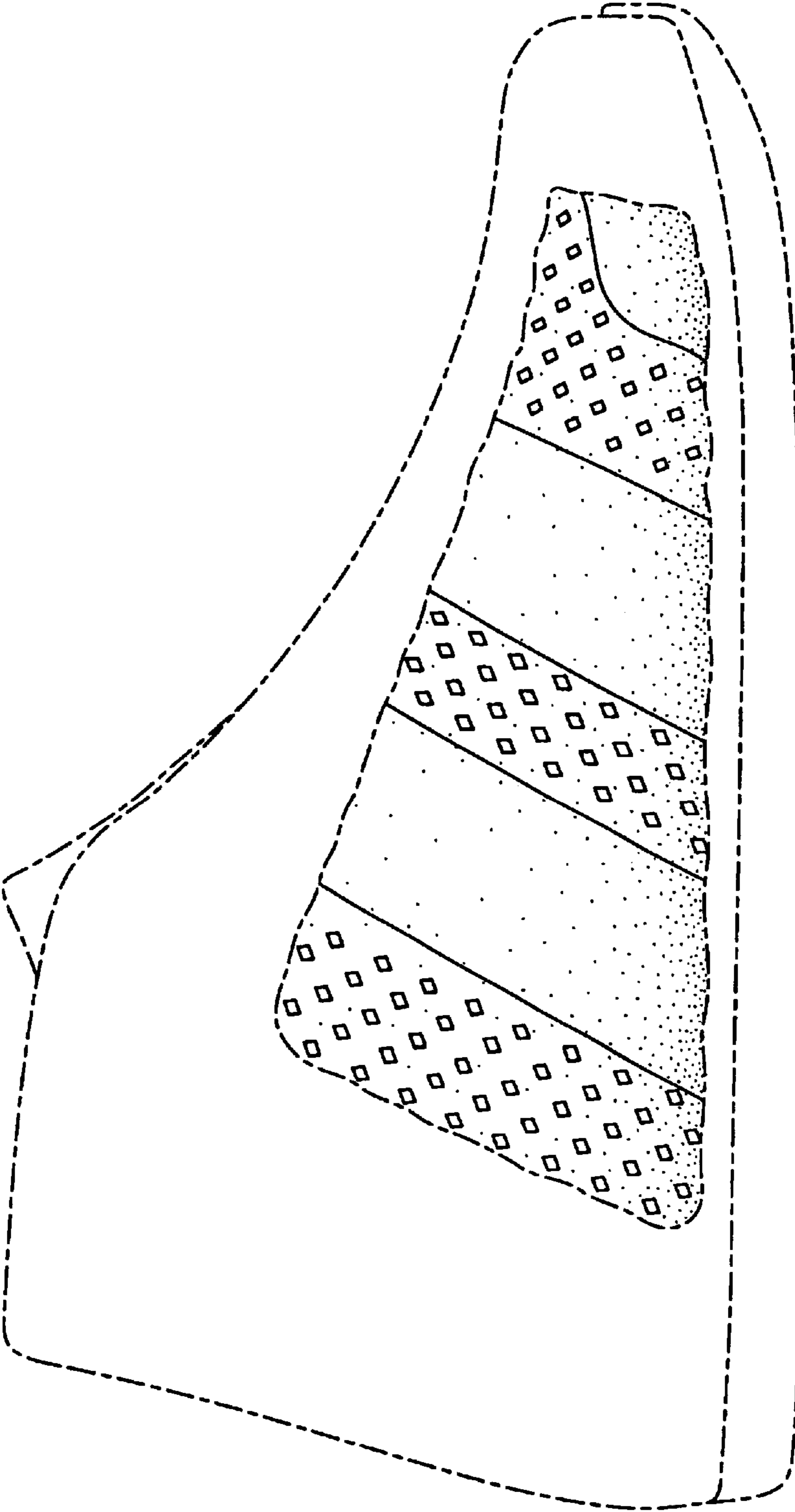


FIG. 3

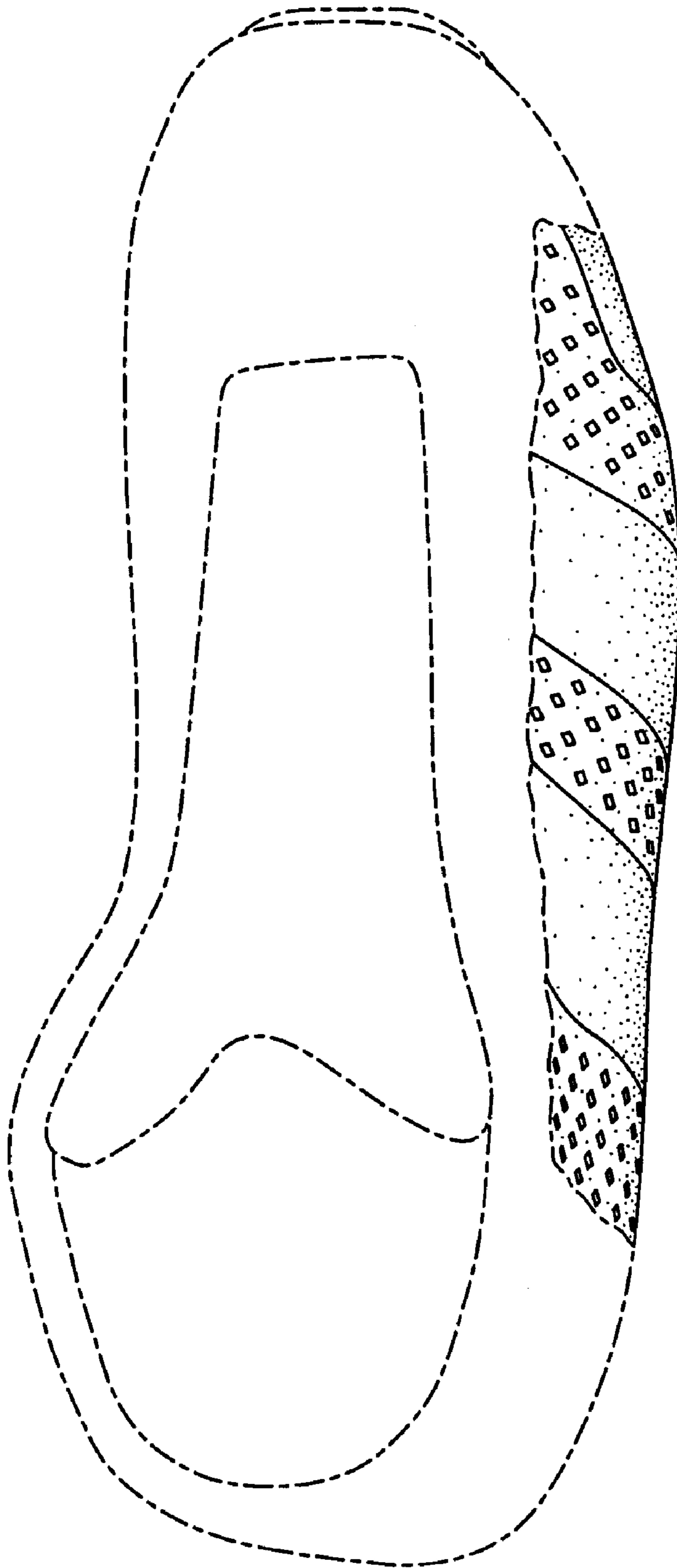


FIG. 4