



US00D523197S

(12) **United States Design Patent**
Frederick et al.

(10) **Patent No.:** **US D523,197 S**
(45) **Date of Patent:** **** Jun. 13, 2006**

(54) **FLOOR CLEANER FOOT**

(75) Inventors: **Lynn A. Frederick**, Ravenna, OH (US); **Jeffery A. Morgan**, Cuyahoga Falls, OH (US); **Kevin E. Scheifele**, Tallmadge, OH (US); **Brent L. Burchfield**, Columbus, OH (US); **Jeffrey T. DeBord**, Worthington, OH (US); **Duane B. Kutsch**, New Albany, OH (US)

(73) Assignee: **The Hoover Company**, North Canton, OH (US)

(**) Term: **14 Years**

(21) Appl. No.: **29/212,082**

(22) Filed: **Aug. 25, 2004**

(51) **LOC (8) Cl.** **15-05**

(52) **U.S. Cl.** **D32/32**

(58) **Field of Classification Search** D32/22,
D32/25, 31-33; 15/320-322, 415.1, 410,
15/414, 354, 363, 366, 383, 338, 334, 340.2,
15/412, 327.5

See application file for complete search history.

(56) **References Cited**

U.S. PATENT DOCUMENTS

D74,555 S	*	2/1928	Dance	D32/32
D312,904 S	*	12/1990	Worwag	D32/32
D326,938 S	*	6/1992	Burns	D32/32
D354,593 S		1/1995	Koike		
D383,574 S		9/1997	Saimen et al.		
D416,115 S	*	11/1999	Rohn et al.	D32/32
D420,475 S		2/2000	Yuen		
D457,278 S	*	5/2002	Alford et al.	D32/32
D468,875 S		1/2003	Alford et al.		

D468,876 S		1/2003	Alford et al.		
D473,687 S	*	4/2003	Kaffenberger	D32/33
D473,986 S	*	4/2003	Parr et al.	D32/32
D475,492 S	*	6/2003	Wareham et al.	D32/32
D486,281 S		2/2004	Moine		
D487,827 S	*	3/2004	Iike et al.	D32/32
D487,828 S	*	3/2004	Iike et al.	D32/32

OTHER PUBLICATIONS

Photograph of Hoover Floormate Model H3000 floor cleaner, released Oct., 2001.

Photograph of Hoover Floormate Model H3000 floor cleaner, released Oct. 2001.

Photograph of Royal Dirtdevil Model CE5500 bare floor cleaner, released Jan. 2004.

Photograph of PENALPHA bare floor cleaner.

Photograph of PENALPHA bare floor cleaner.

* cited by examiner

Primary Examiner—Ruth McInroy

(74) *Attorney, Agent, or Firm*—A. Burgess Lowe; Michael J. Corrigan

(57) **CLAIM**

The ornamental design for a portion of a floor cleaner foot, as shown and described.

DESCRIPTION

FIG. 1 is a front elevational view of a portion of a floor cleaner foot showing our new design;

FIG. 2 is a top view thereof;


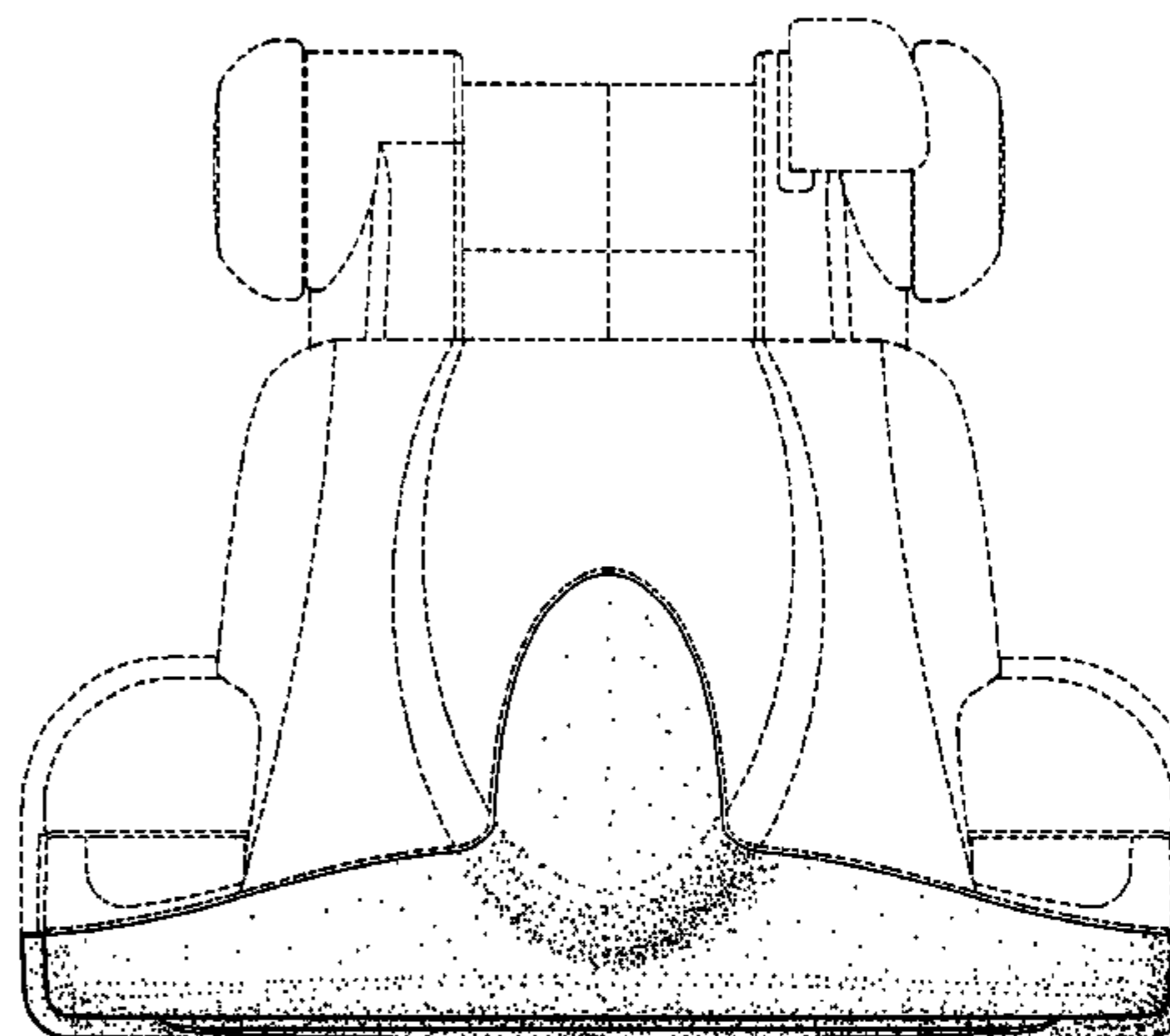
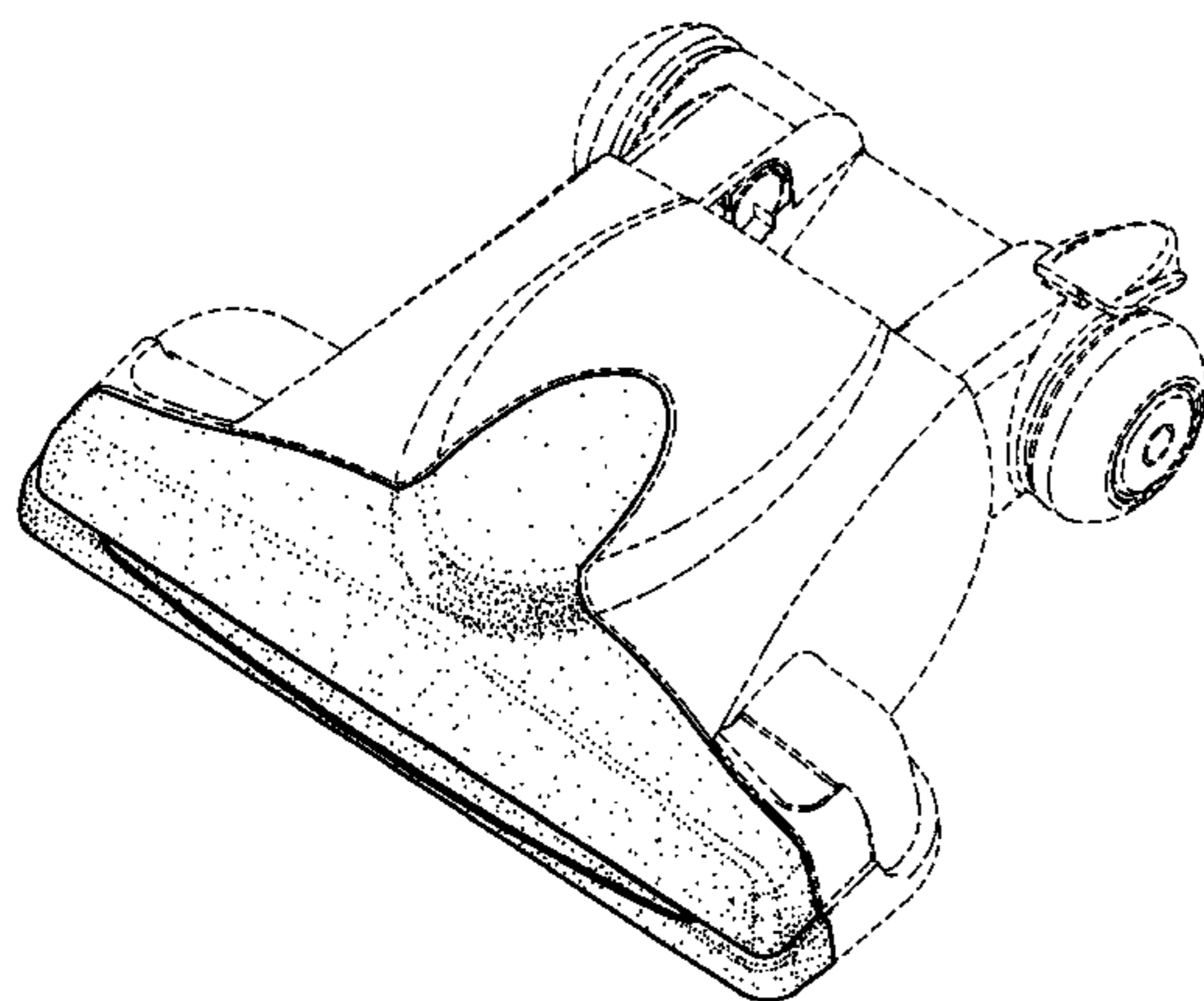
FIG. 3 is a front view thereof;

FIG. 4 is a left view thereof; and,

FIG. 5 is a right view thereof.

The details shown in broken lines form no part of the claimed design.

1 Claim, 3 Drawing Sheets



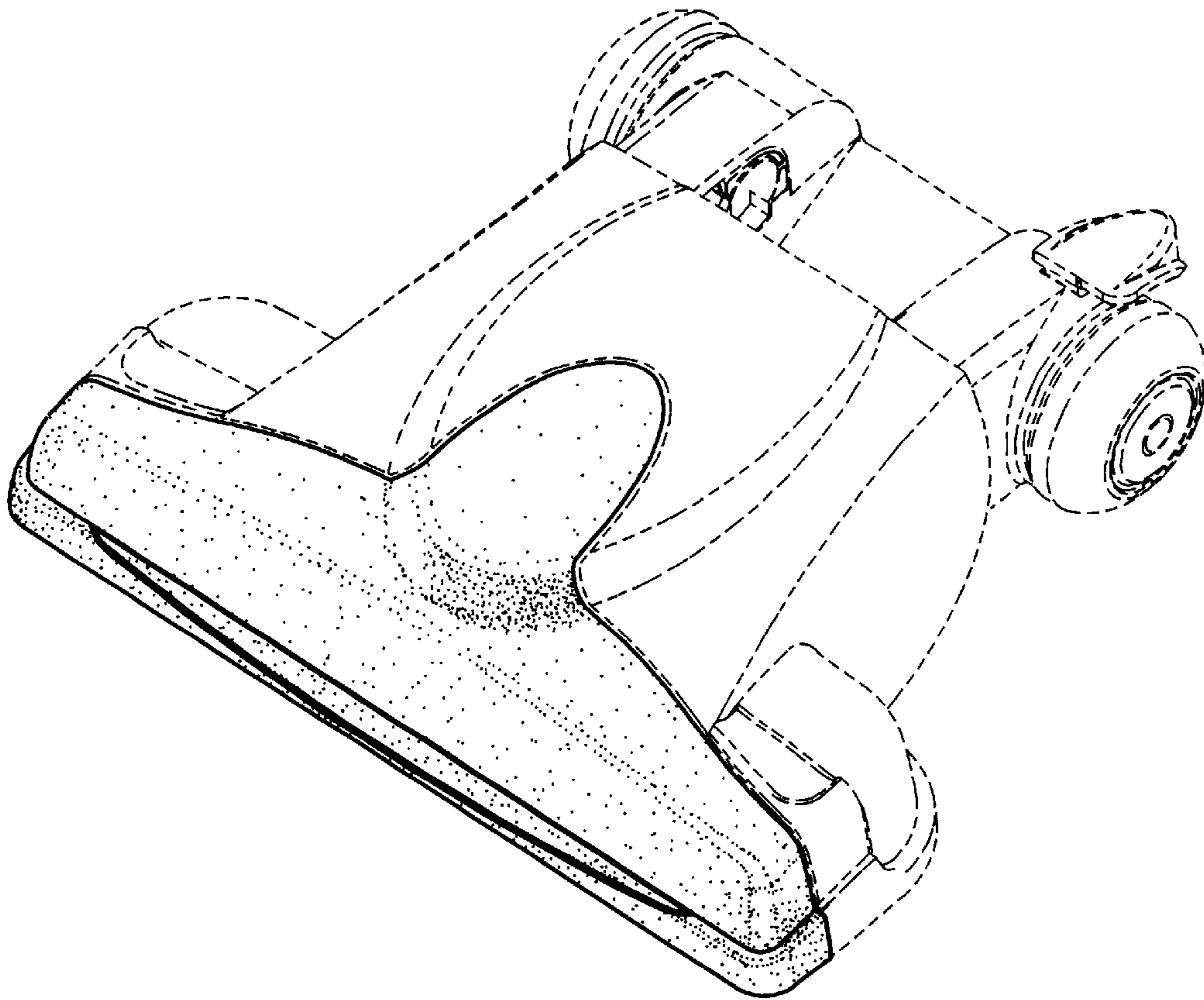


FIG-1

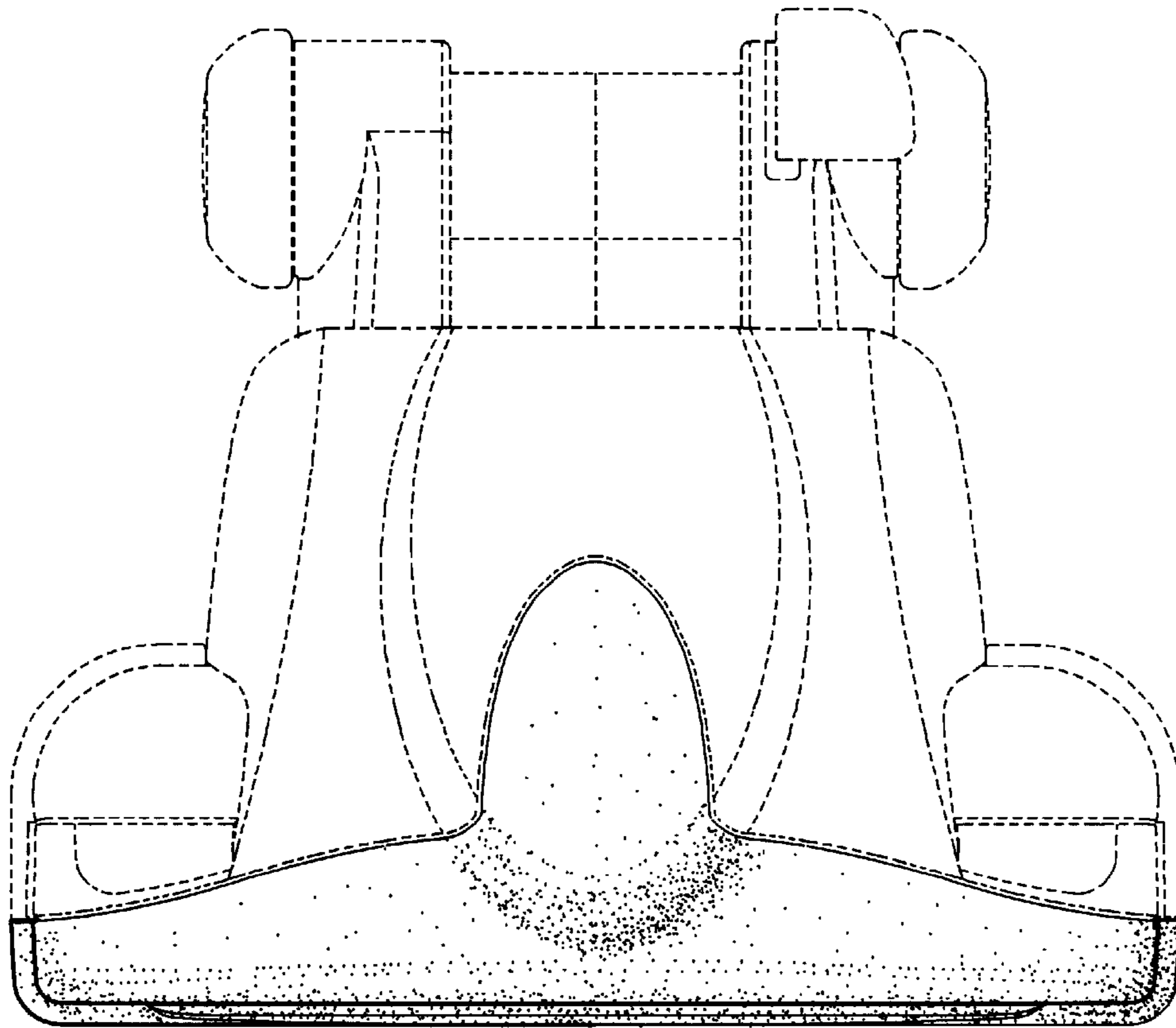


FIG-2

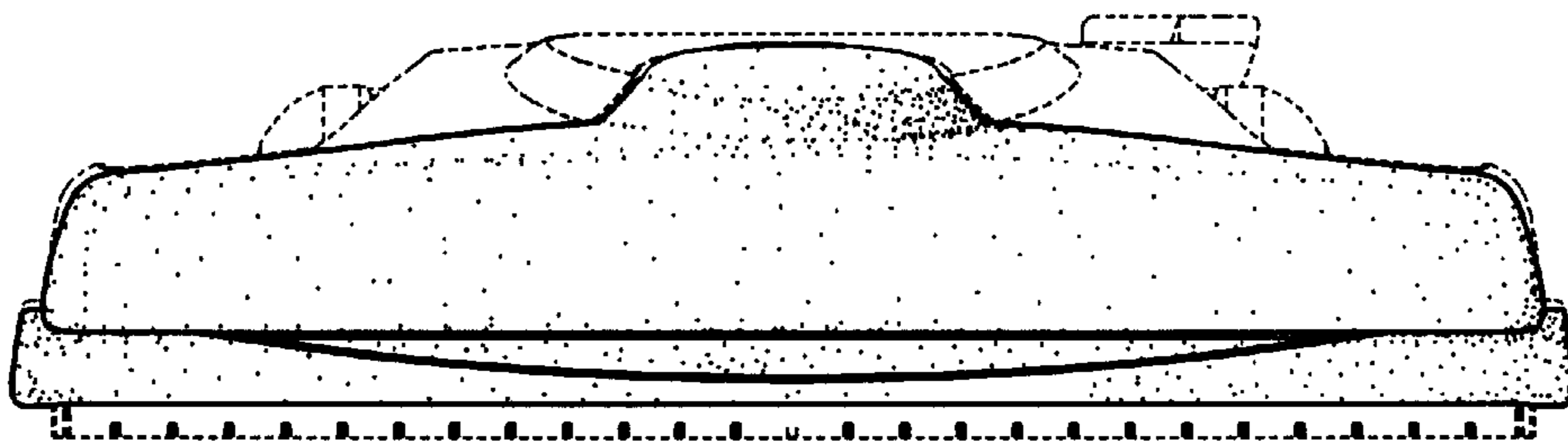


FIG-3

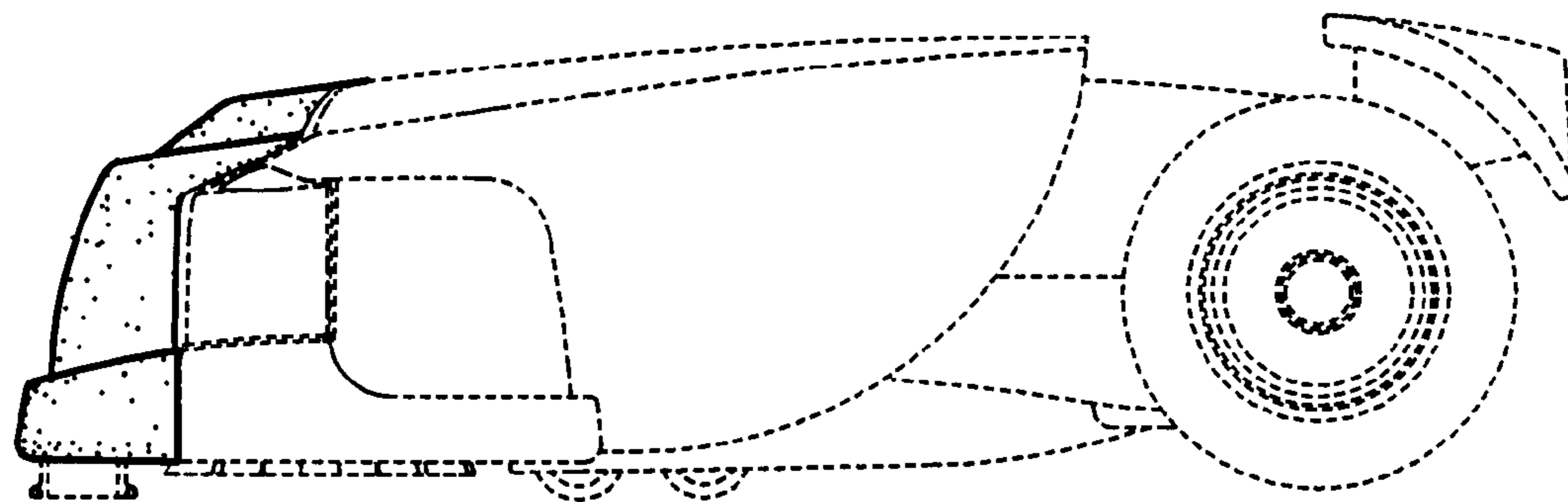


FIG-4

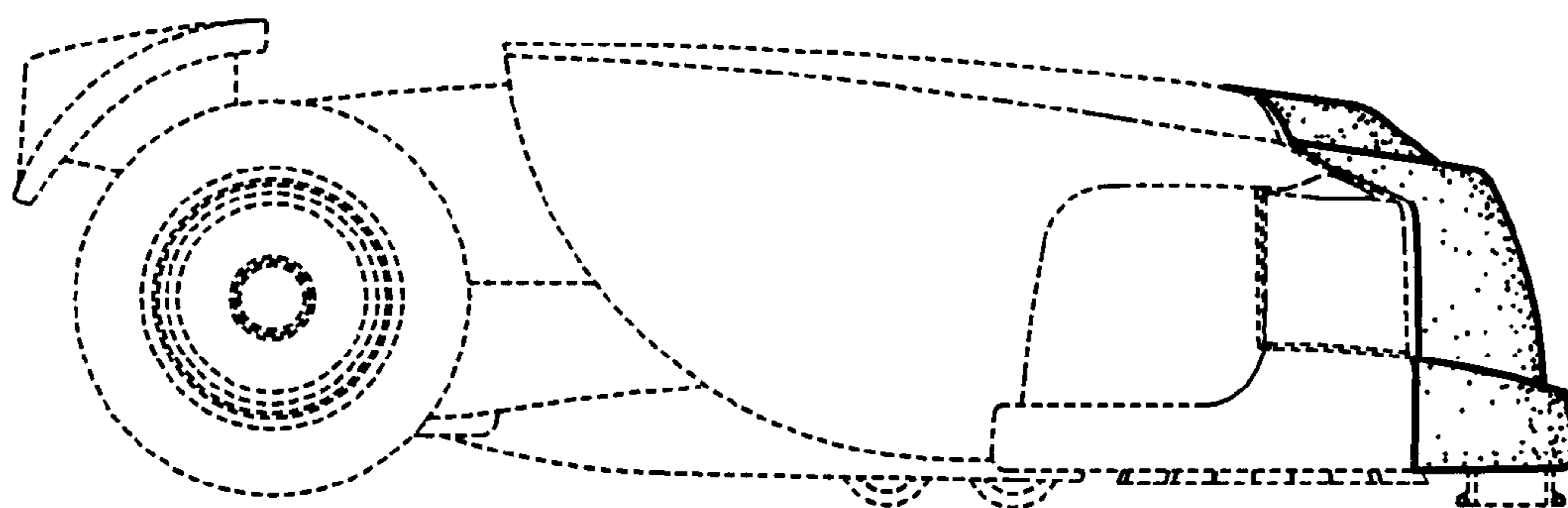


FIG-5