

US00D523166S

(12) **United States Design Patent**
Gehry

(10) **Patent No.:** **US D523,166 S**
(45) **Date of Patent:** **** Jun. 13, 2006**

(54) **LAMP**

(75) Inventor: **Frank O. Gehry**, Los Angeles, CA
(US)

(73) Assignee: **Gehry Design LLC**, Los Angeles, CA
(US)

(**) Term: **14 Years**

(21) Appl. No.: **29/215,320**

(22) Filed: **Oct. 18, 2004**

(30) **Foreign Application Priority Data**

Apr. 18, 2004 (CH) 130695
Jun. 5, 2004 (CH) 130796

(51) **LOC (8) Cl.** **26-03**

(52) **U.S. Cl.** **D26/94**

(58) **Field of Classification Search** D26/51,
D26/63, 64, 93-112, 118-138, 72, 73; 362/410-414,
362/806, 808, 351-361
See application file for complete search history.

(56) **References Cited**

U.S. PATENT DOCUMENTS

D22,996 S	*	1/1894	Curtis et al.	D26/73
D30,665 S	*	5/1899	Tiffany	D26/63
D50,440 S	*	3/1917	Yokel	D26/98
1,566,502 A	*	12/1925	Palmer	362/92
D72,922 S	*	6/1927	Wilson	D26/125
D210,553 S	*	3/1968	Wilserson	D26/94
D324,273 S	*	2/1992	Jenkins	D26/51
D420,757 S	*	2/2000	Peterson	D26/64
D426,668 S	*	6/2000	Hollinger	D26/125
D446,588 S	*	8/2001	Rinchimer	D26/72
D477,108 S	*	7/2003	Chen	D26/130

OTHER PUBLICATIONS

Taiwan Lighting May 1999, lamps on p. 170.*

* cited by examiner

Primary Examiner—Alan P. Douglas

Assistant Examiner—Linda Brooks

(74) *Attorney, Agent, or Firm*—McCarter & English, LLP

(57) **CLAIM**

The ornamental design for a lamp, as shown and described.

DESCRIPTION

FIG. 1 is a front perspective view of a first embodiment of my new design for a lamp, which consists of a plurality of shell-like shaped lampshade elements assembled into one body, attached to a short upright bar and mounted on a base plate, with a view from the opposite side being the same; FIG. 2 is a bottom plan view of FIG. 1;

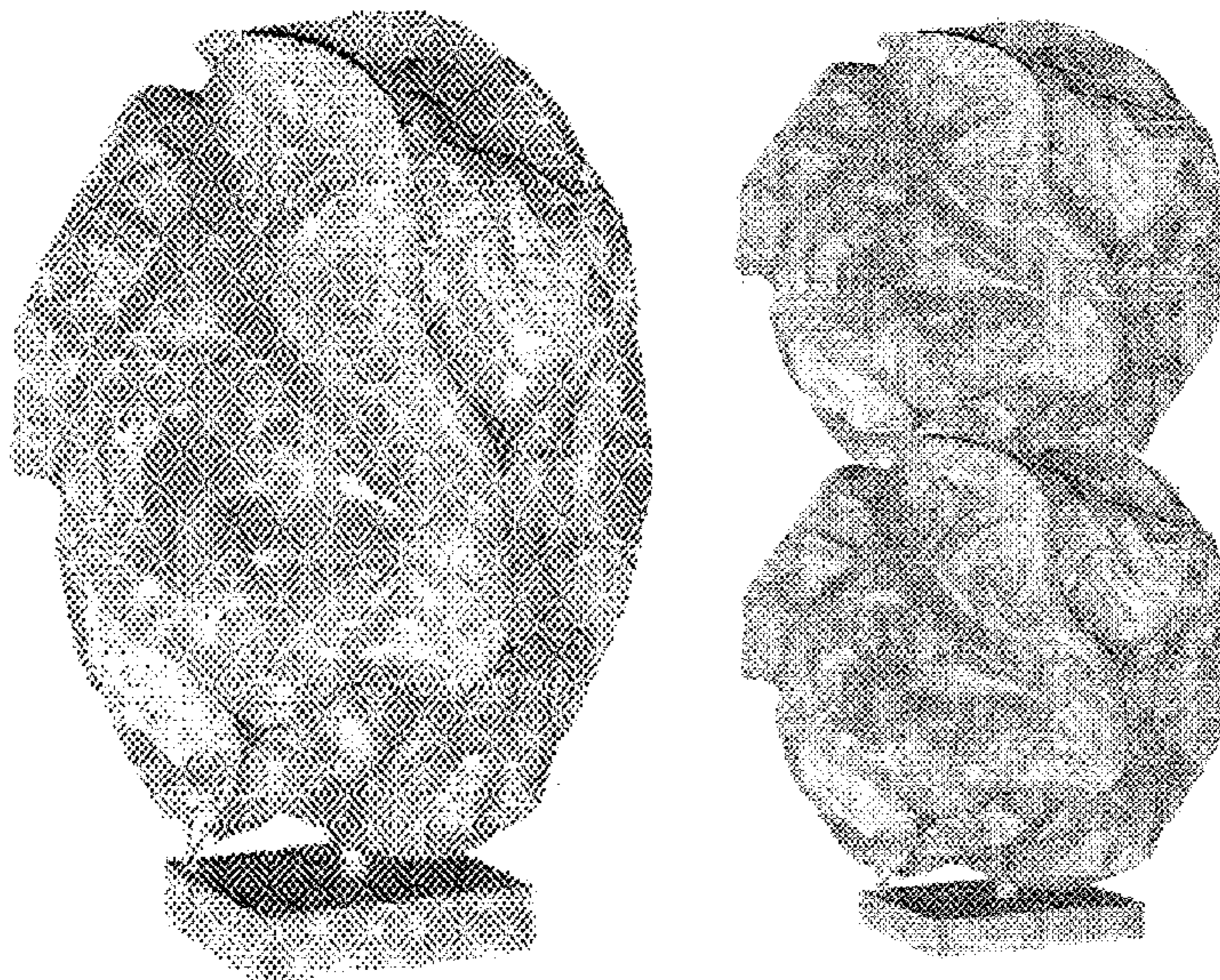
FIG. 3 is a front perspective view of a second embodiment of the lamp, which is identical to the first embodiment except for the tripod to which the shell-like shaped lampshade elements are attached;

FIG. 4 is a bottom plan view of FIG. 3;

FIG. 5 is a front perspective view of a third embodiment of the lamp, which is identical to the first embodiment except that it consists of two shell-like shaped lampshade elements assembled into one body and mounted one above the other; FIG. 6 is a front perspective view of a fourth embodiment of the lamp, which is identical to embodiment 1 except that it consists of three shell-like shaped lampshade elements assembled into one body and mounted one above the other; and,

FIG. 7 is a front perspective view of a fifth embodiment of the lamp, which is identical to embodiment 1 except that the plurality of shell-like shaped lampshade elements assembled into one body and mounted on a base plate is attached to an extended upright bar.

1 Claim, 7 Drawing Sheets



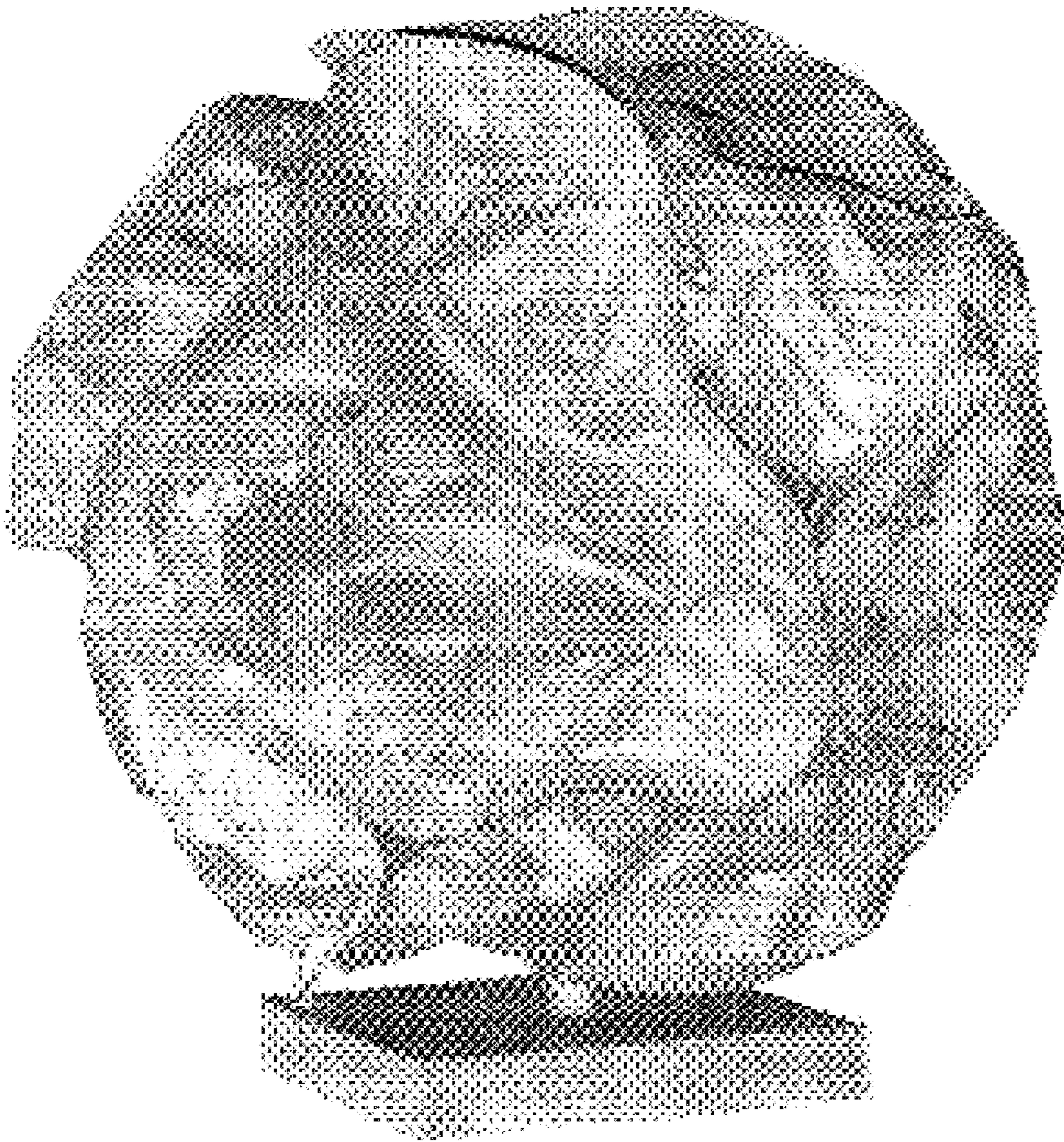


FIG. 1




FIG. 2




FIG. 3




FIG. 4



FIG. 5



FIG. 6

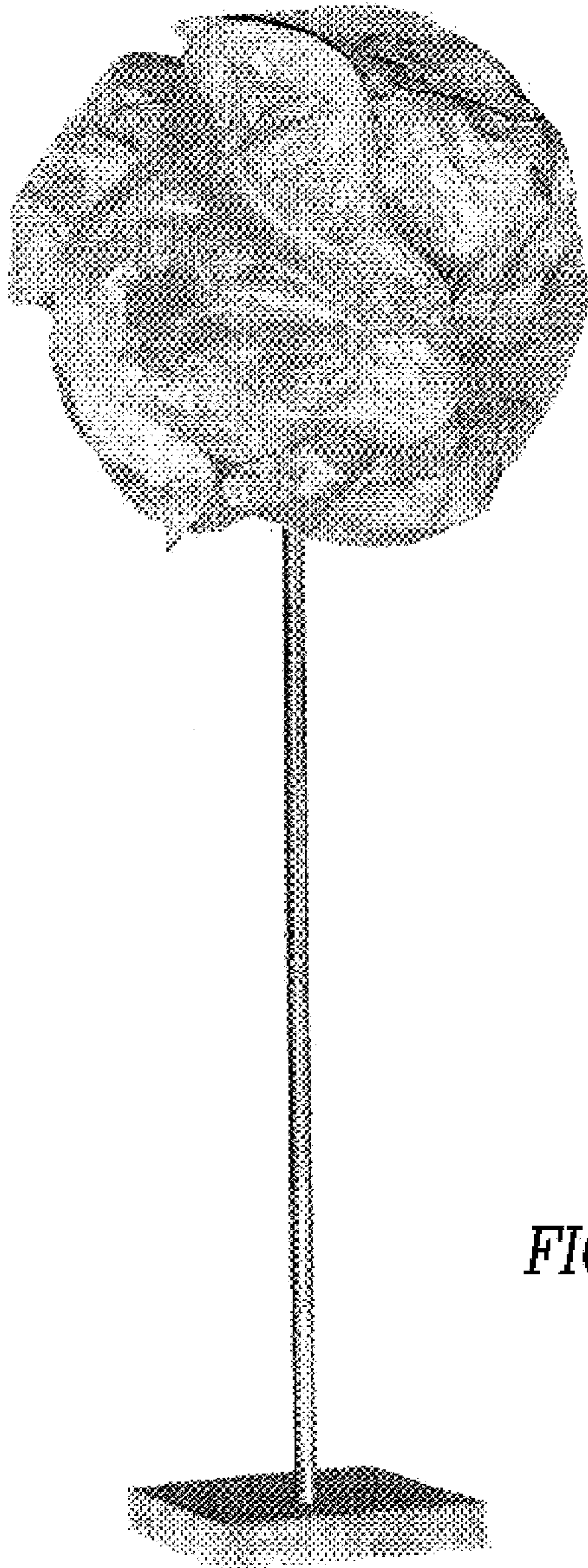


FIG. 7