



US00D523160S

(12) **United States Design Patent**
Chen

(10) **Patent No.:** **US D523,160 S**

(45) **Date of Patent:** **** Jun. 13, 2006**

(54) **PORTABLE ILLUMINATOR**

D498,551 S * 11/2004 Chan D26/37

(76) Inventor: **Mike Chen**, 3F., No. 2, Lane 497, Jong
jheng Rd., Sindian, Taipei County
(TW), 231

* cited by examiner

Primary Examiner—Marcus A. Jackson

(**) Term: **14 Years**

(57) **CLAIM**

The ornamental design for a portable illuminator, as shown
and described.

(21) Appl. No.: **29/229,348**

(22) Filed: **May 9, 2005**

DESCRIPTION

(51) **LOC (8) Cl.** **26-02**

(52) **U.S. Cl.** **D26/37**

(58) **Field of Classification Search** D26/37–50;
362/157, 158, 171–174, 183–208
See application file for complete search history.

FIG. 1 is a perspective view of a portable illuminator
showing my new design;

FIG. 2 is a front view thereof;

FIG. 3 is a rear view thereof;

FIG. 4 is a right side view thereof;

FIG. 5 is a left side view thereof;

FIG. 6 is a top view thereof;

FIG. 7 is a bottom view thereof; and,

FIG. 8 is a reference showing the portable illuminator when
it is in use.

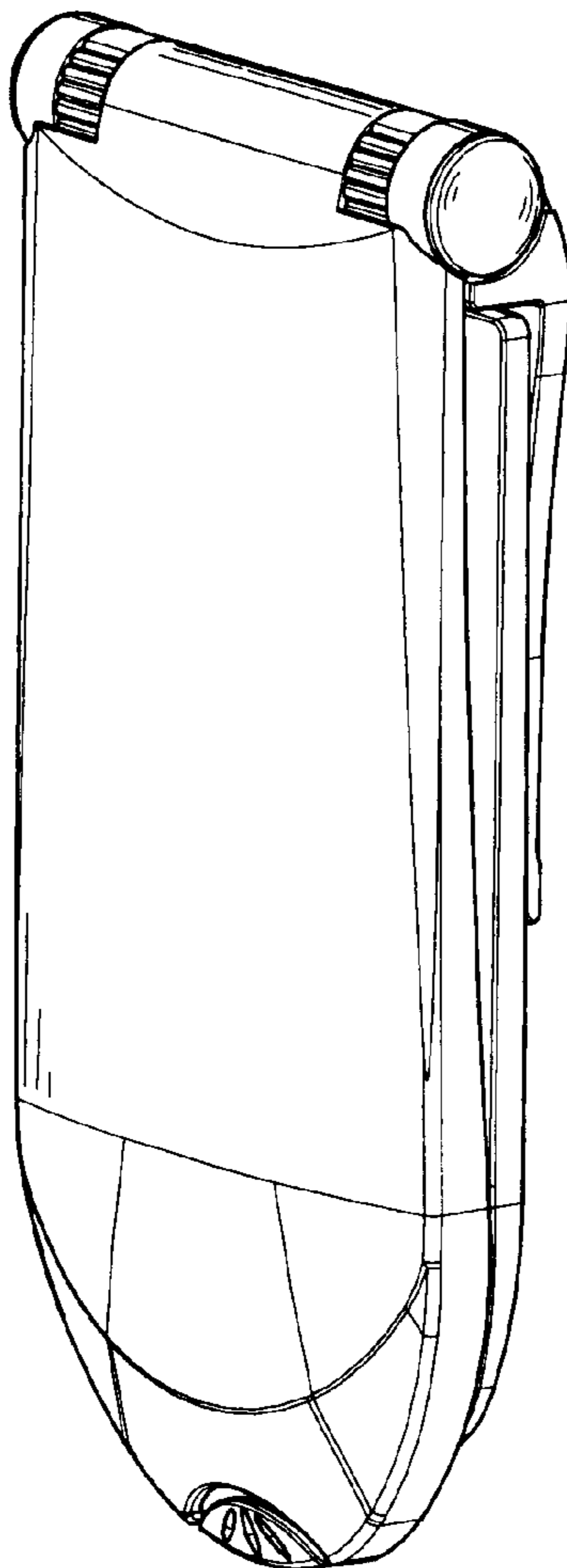
The broken line showing of the pages are for illustrative
purposes only and forms no part of the claimed design.

(56) **References Cited**

U.S. PATENT DOCUMENTS

D414,574 S	*	9/1999	Chen	D26/37
D415,585 S	*	10/1999	Leung	D26/37
D439,688 S	*	3/2001	Suzuki	D26/37
D464,453 S	*	10/2002	Cramer et al.	D26/39
D496,479 S	*	9/2004	Ashfield	D26/37

1 Claim, 5 Drawing Sheets



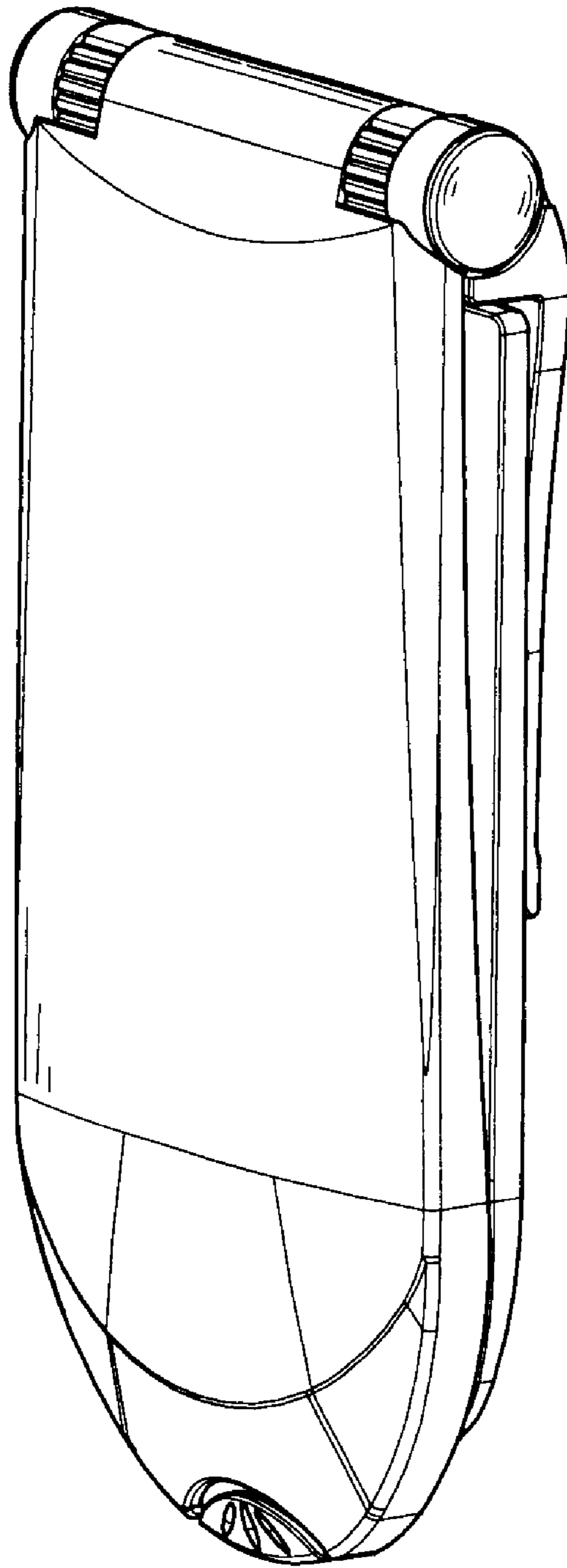


Fig. 1

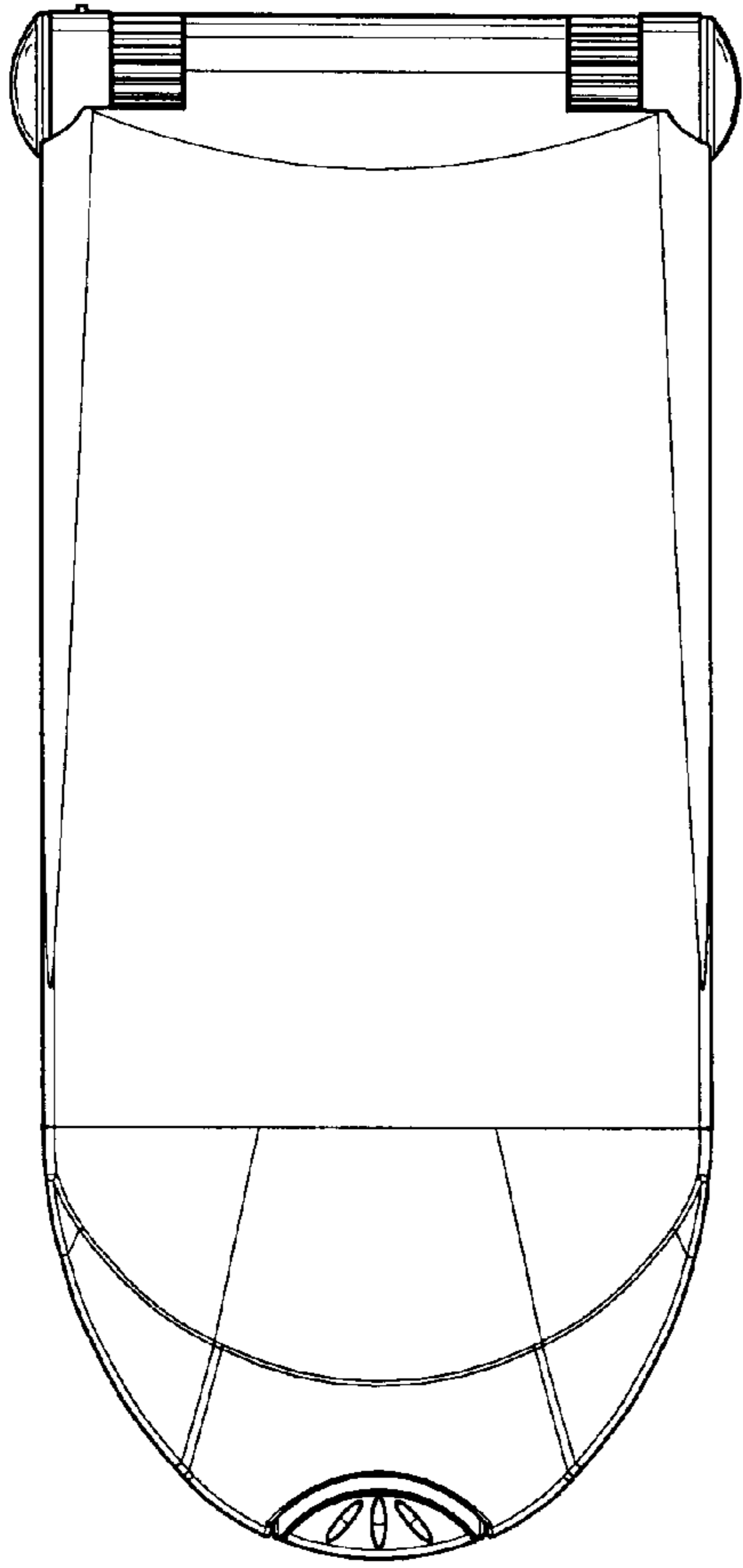


Fig. 2




Fig. 3

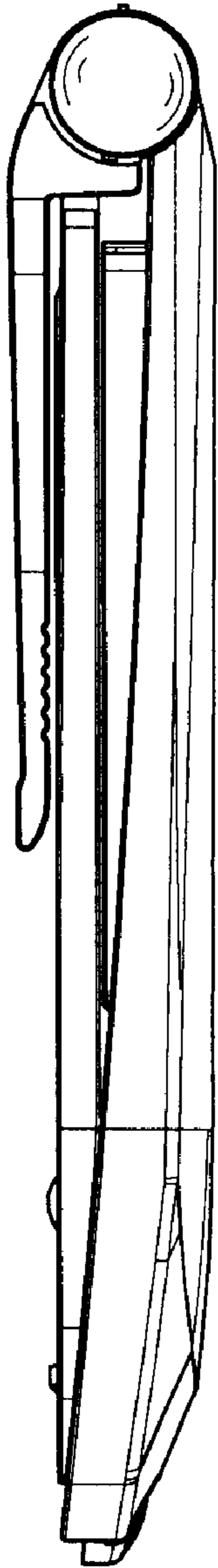


Fig. 4

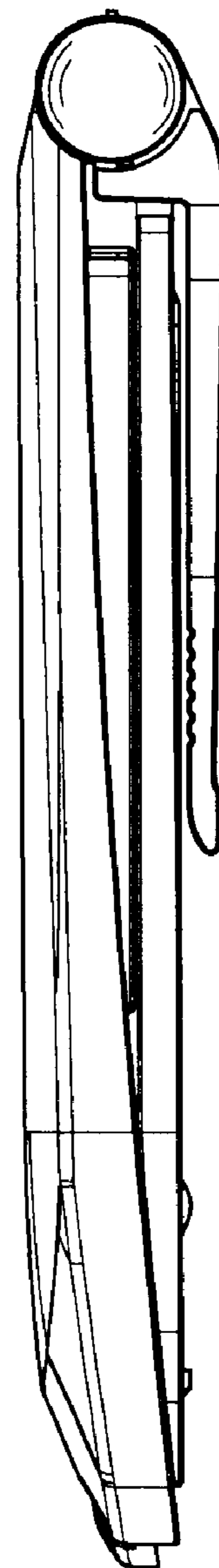


Fig. 5




Fig. 6




Fig. 7

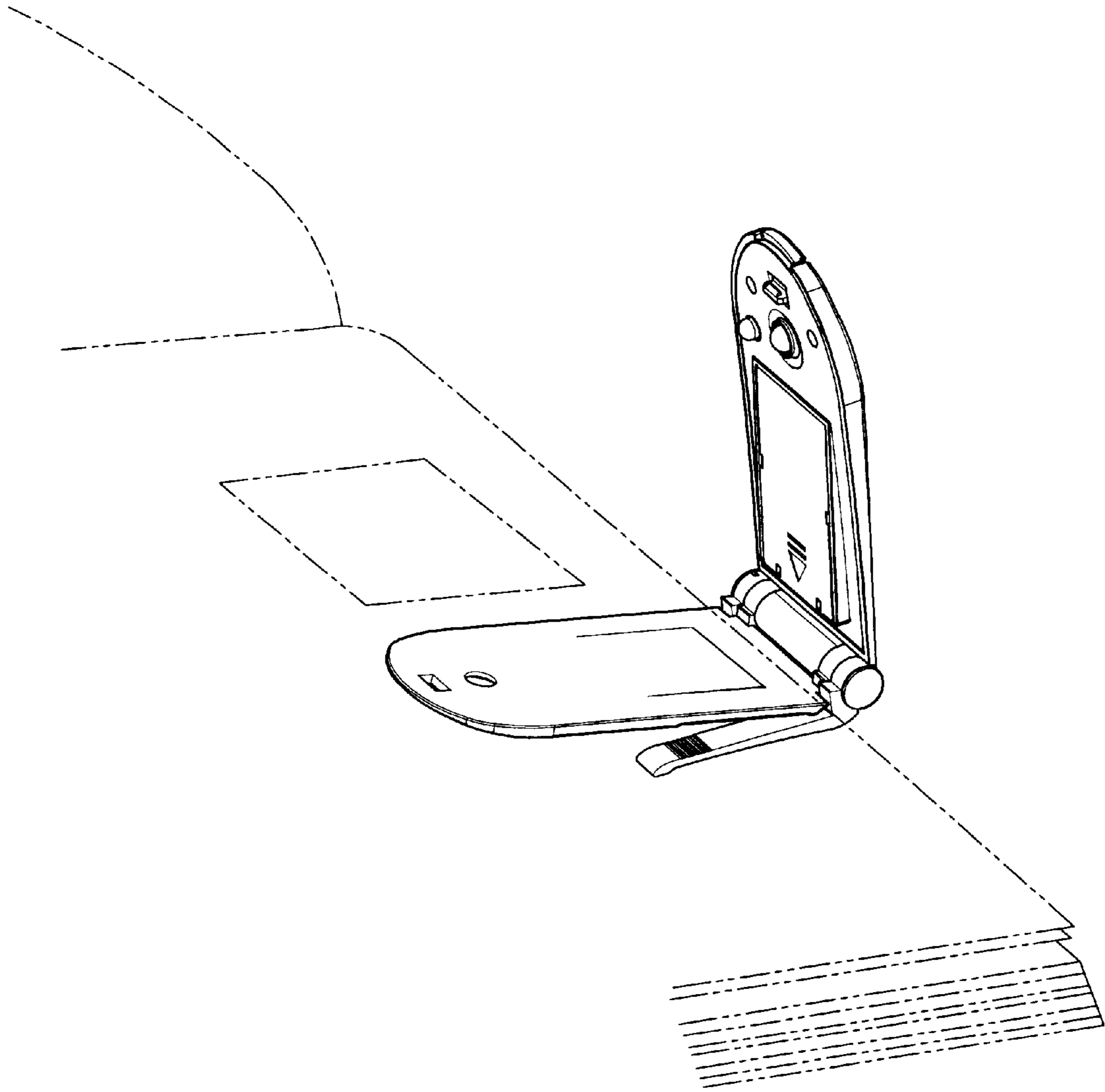


Fig. 8