



US00D523158S

(12) **United States Design Patent**
Murai et al.

(10) **Patent No.:** **US D523,158 S**
(45) **Date of Patent:** **** Jun. 13, 2006**

(54) **FRONT COMBINATION LAMP FOR
AUTOMOBILE**

D506,842 S * 6/2005 Nagura et al. D26/28

(75) Inventors: **Ai Murai**, Aichi-ken (JP); **Kenichi Hirai**, Aichi-ken (JP); **Katsuhiko Suzuki**, Aichi-ken (JP); **Keisuke Sakamoto**, Aichi-ken (JP)

OTHER PUBLICATIONS
Automotive Guide book, Integra Type R, Civic Type R, Oct. 22, 2003, p. 89, Mfg. Honda Motor Co., Ltd..

(73) Assignee: **Toyota Jidosha Kabushiki Kaisha**, Aichi-ken (JP)

* cited by examiner

Primary Examiner—Marcus A. Jackson
(74) *Attorney, Agent, or Firm*—Finnegan, Henderson, Farabow, Garrett & Dunner, L.L.P.

(**) Term: **14 Years**

(57) **CLAIM**

(21) Appl. No.: **29/224,203**

The ornamental design for a front combination lamp for automobile, as shown and described.

(22) Filed: **Feb. 25, 2005**

DESCRIPTION

(51) **LOC (8) Cl.** **26-06**

(52) **U.S. Cl.** **D26/28**

(58) **Field of Classification Search** D26/28–36;
362/459–468, 475–478, 485–487
See application file for complete search history.


FIG. 1 is a front view of a front combination lamp for automobile of our new design;
FIG. 2 is a left-front, perspective view of our new design;
FIG. 3 is a rear view of our new design;
FIG. 4 is a top view of our new design;
FIG. 5 is a bottom view of our new design;
FIG. 6 is a left-side view of our new design; and,
FIG. 7 is a right-side view of our new design.
Our design includes the mirror image of the embodiment depicted.

(56) **References Cited**

U.S. PATENT DOCUMENTS

D501,265 S	*	1/2005	Lin	D26/28
D504,735 S	*	5/2005	Lin	D26/28
D506,276 S	*	6/2005	Nakamura et al.	D26/28
D506,558 S	*	6/2005	Lin	D26/28

1 Claim, 7 Drawing Sheets






FIG. 1




FIG. 2




FIG. 3




FIG. 4




FIG. 5




FIG. 6




FIG. 7

UNITED STATES PATENT AND TRADEMARK OFFICE
CERTIFICATE OF CORRECTION

PATENT NO. : Des. 523,158 S
APPLICATION NO. : 29/224203
DATED : June 13, 2006
INVENTOR(S) : Ai Murai et al.

Page 1 of 9

It is certified that error appears in the above-identified patent and that said Letters Patent is hereby corrected as shown below:

The title page, showing the illustrated figure 1 should be deleted to appear as per attached title page.

The sheet of drawings consisting of figures 1-7 should be deleted to appear as per attached sheets.

Signed and Sealed this

Twenty-second Day of December, 2009



David J. Kappos
Director of the United States Patent and Trademark Office

(12) **United States Design Patent**
Murai et al.

(10) **Patent No.:** **US D523,158 S**
(45) **Date of Patent:** **** Jun. 13, 2006**

(54) **FRONT COMBINATION LAMP FOR
AUTOMOBILE**

D506,842 S * 6/2005 Nagura et al. D26/28

(75) **Inventors:** **Ai Murai, Aichi-ken (JP); Kenichi
Hirai, Aichi-ken (JP); Katsuhiko
Suzuki, Aichi-ken (JP); Katsuke
Sakamoto, Aichi-ken (JP)**

OTHER PUBLICATIONS
Automotive Guide book, Integra Type R, Civic Type R, Oct.
22, 2003, p. 89, Mfg. Honda Motor Co., Ltd.

(73) **Assignee:** **Toyota Jidosha Kabushiki Kaisha,
Aichi-ken (JP)**

* cited by examiner

(**) **Term:** **14 Years**

Primary Examiner—Marcus A. Jackson
(74) *Attorney, Agent, or Firm*—Finnegan, Henderson,
Farabow, Garrett & Dunner, L.L.P.

(21) **Appl. No.:** **29/224,203**

(22) **Filed:** **Feb. 25, 2005**

(57) **CLAIM**

(51) **LOC (8) CL** **26-06**

(52) **U.S. CL** **D26/28**

(58) **Field of Classification Search** D26/28-36;
362/459-468, 475-478, 485-487

The ornamental design for a front combination lamp for
automobile, as shown and described.

DESCRIPTION

See application file for complete search history.


(56) **References Cited**

U.S. PATENT DOCUMENTS

- D501,265 S * 1/2005 Lin D26/28
- D504,735 S * 5/2005 Lin D26/28
- D506,276 S * 6/2005 Nakamura et al. D26/28
- D506,558 S * 6/2005 Lin D26/28

FIG. 1 is a front view of a front combination lamp for
automobile of our new design;
FIG. 2 is a left-front, perspective view of our new design;
FIG. 3 is a rear view of our new design;
FIG. 4 is a top view of our new design;
FIG. 5 is a bottom view of our new design;
FIG. 6 is a left-side view of our new design; and,
FIG. 7 is a right-side view of our new design.
Our design includes the mirror image of the embodiment
depicted.

1 Claim, 7 Drawing Sheets



UNITED STATES PATENT AND TRADEMARK OFFICE
CERTIFICATE OF CORRECTION

PATENT NO. : Des. 523,158 S
APPLICATION NO. : 29/224203
DATED : June 13, 2006
INVENTOR(S) : Ai Murai et al.

Page 3 of 9

It is certified that error appears in the above-identified patent and that said Letters Patent is hereby corrected as shown below:



FIG. 1

UNITED STATES PATENT AND TRADEMARK OFFICE
CERTIFICATE OF CORRECTION

PATENT NO. : Des. 523,158 S
APPLICATION NO. : 29/224203
DATED : June 13, 2006
INVENTOR(S) : Ai Murai et al.

Page 4 of 9

It is certified that error appears in the above-identified patent and that said Letters Patent is hereby corrected as shown below:




FIG. 2

UNITED STATES PATENT AND TRADEMARK OFFICE
CERTIFICATE OF CORRECTION

PATENT NO. : Des. 523,158 S
APPLICATION NO. : 29/224203
DATED : June 13, 2006
INVENTOR(S) : Ai Murai et al.

Page 5 of 9

It is certified that error appears in the above-identified patent and that said Letters Patent is hereby corrected as shown below:




FIG. 3

UNITED STATES PATENT AND TRADEMARK OFFICE
CERTIFICATE OF CORRECTION

PATENT NO. : Des. 523,158 S
APPLICATION NO. : 29/224203
DATED : June 13, 2006
INVENTOR(S) : Ai Murai et al.

Page 6 of 9

It is certified that error appears in the above-identified patent and that said Letters Patent is hereby corrected as shown below:

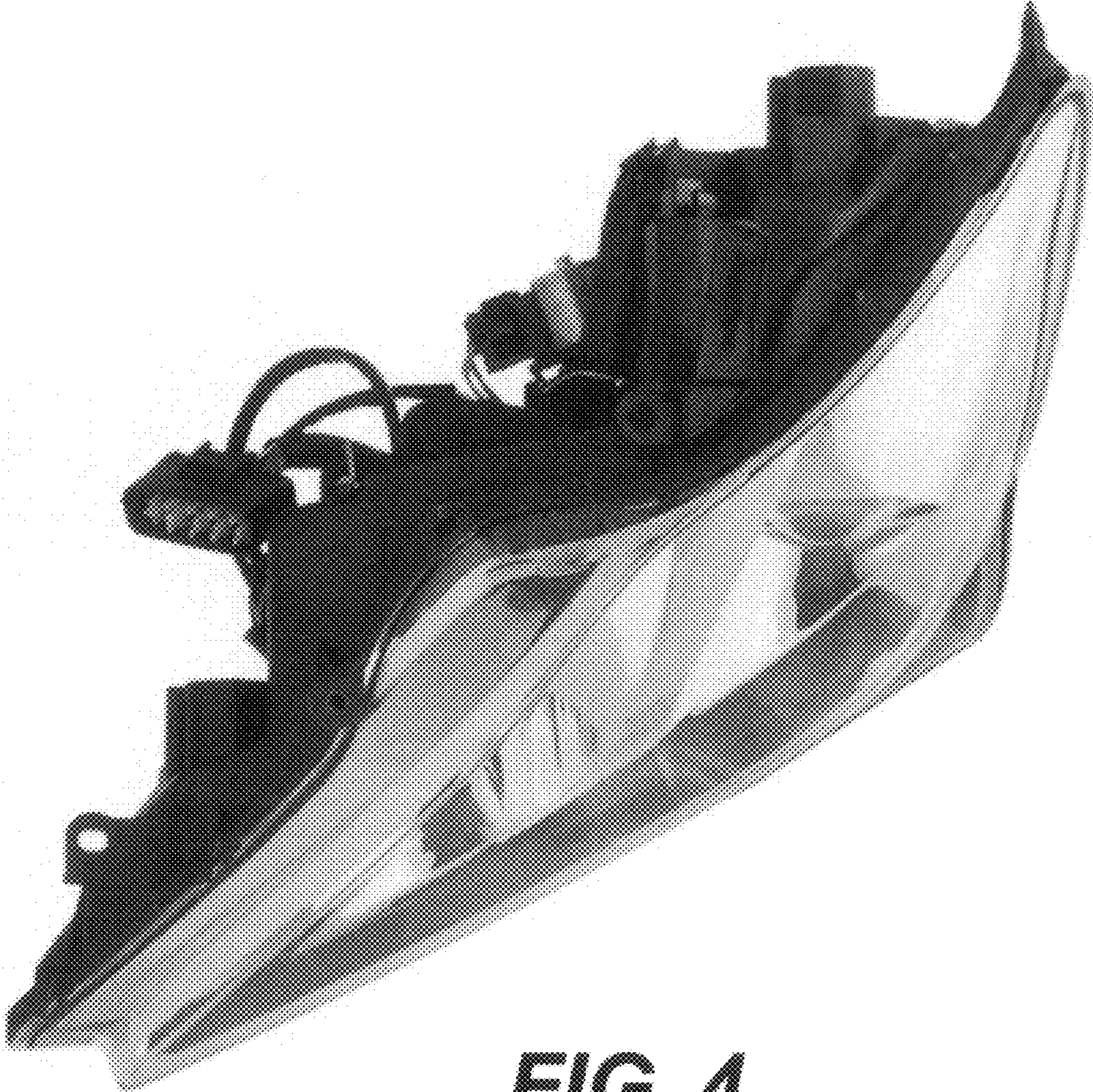


FIG. 4

UNITED STATES PATENT AND TRADEMARK OFFICE
CERTIFICATE OF CORRECTION

PATENT NO. : Des. 523,158 S
APPLICATION NO. : 29/224203
DATED : June 13, 2006
INVENTOR(S) : Ai Murai et al.

Page 7 of 9

It is certified that error appears in the above-identified patent and that said Letters Patent is hereby corrected as shown below:




FIG. 5

UNITED STATES PATENT AND TRADEMARK OFFICE
CERTIFICATE OF CORRECTION

PATENT NO. : Des. 523,158 S
APPLICATION NO. : 29/224203
DATED : June 13, 2006
INVENTOR(S) : Ai Murai et al.

Page 8 of 9

It is certified that error appears in the above-identified patent and that said Letters Patent is hereby corrected as shown below:




FIG. 6

UNITED STATES PATENT AND TRADEMARK OFFICE
CERTIFICATE OF CORRECTION

PATENT NO. : Des. 523,158 S
APPLICATION NO. : 29/224203
DATED : June 13, 2006
INVENTOR(S) : Ai Murai et al.

Page 9 of 9

It is certified that error appears in the above-identified patent and that said Letters Patent is hereby corrected as shown below:




FIG. 7