



US00D523154S

(12) **United States Design Patent**  
**Stubler**

(10) **Patent No.:** **US D523,154 S**  
(45) **Date of Patent:** **\*\* Jun. 13, 2006**

(54) **SUSPENSION BRIDGE**

(75) Inventor: **Jerome Stubler**, Paris (FR)

(73) Assignee: **Freyssinet International**, Velizy Cedex (FR)

(\*\*) Term: **14 Years**

(21) Appl. No.: **29/217,567**

(22) Filed: **Nov. 19, 2004**

(51) **LOC (8) Cl.** ..... **25-03**

(52) **U.S. Cl.** ..... **D25/1**

(58) **Field of Classification Search** ..... D25/1;  
14/8, 13, 18, 20, 21, 22, 23, 73  
See application file for complete search history.

(56) **References Cited**

**U.S. PATENT DOCUMENTS**

3,605,153	A	*	9/1971	Constantino	.....	14/18
5,060,332	A	*	10/1991	Webster	.....	14/21
D356,163	S	*	3/1995	Ryan	.....	D25/1
5,483,716	A	*	1/1996	Burnaman	.....	14/73
D383,216	S	*	9/1997	Anderberg	.....	D25/1
5,987,680	A	*	11/1999	Sakaya	.....	14/73
6,292,967	B1	*	9/2001	Tabatabai et al.	.....	14/22

**OTHER PUBLICATIONS**

Bridge No. 1, Putrajaya Bridge, Malaysia (2002/2003).

\* cited by examiner

*Primary Examiner*—Doris Clark

(74) *Attorney, Agent, or Firm*—Stites & Harbison; Douglas E. Jackson

(57) **CLAIM**

The ornamental design for a suspension bridge, as shown and described.

**DESCRIPTION**

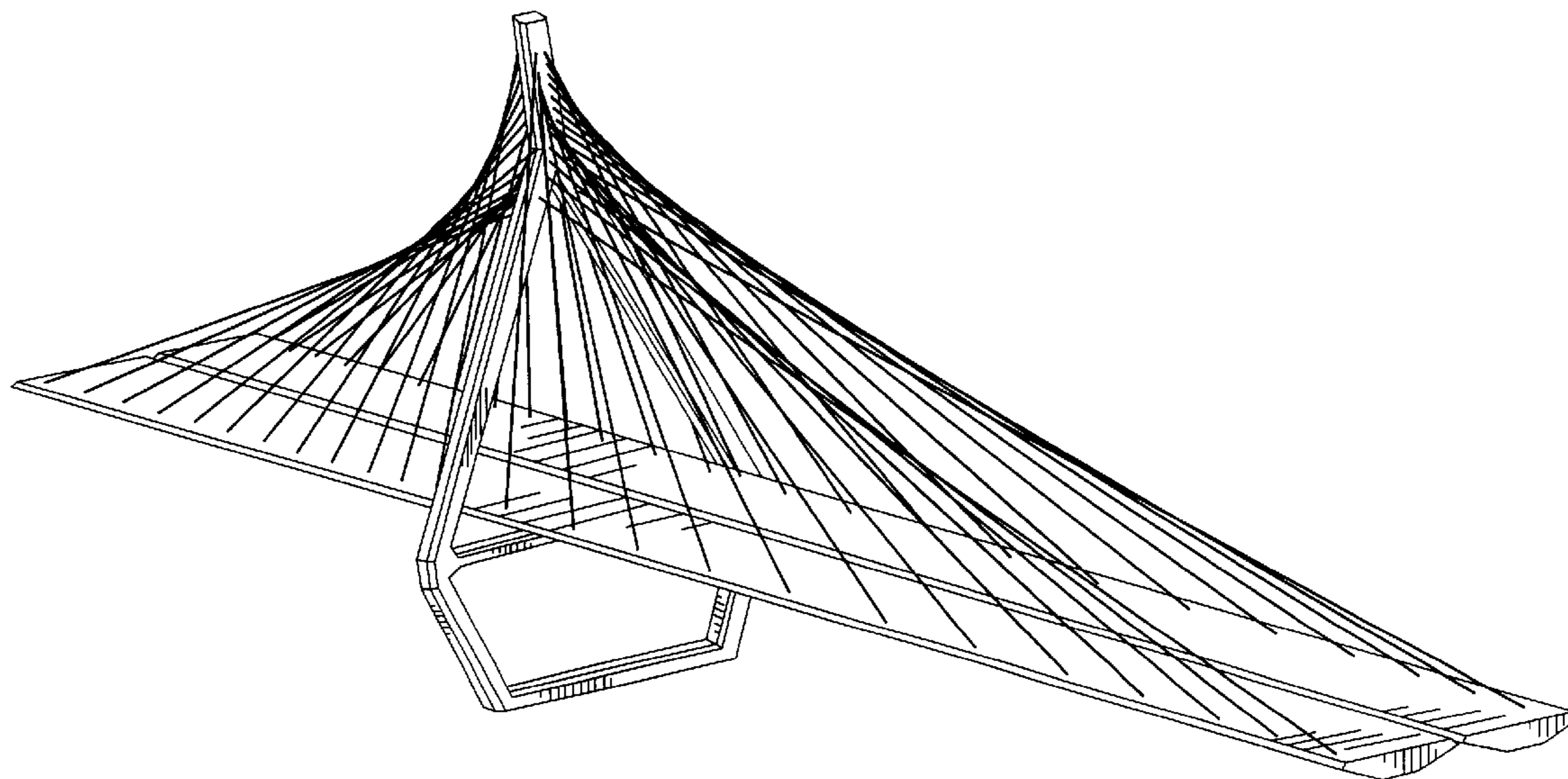
FIG. 1 is front view of a suspension bridge according to the present invention, the rear view being a mirror image thereof.

FIG. 2 is a left side view of the suspension bridge depicted in FIG. 1, the right side view being a mirror image thereof.

FIG. 3 is a left side, front and top perspective view of the suspension bridge depicted in FIG. 1; and,

FIG. 4 is a left side, front and top perspective view, from a different angle than that of FIG. 3, of the suspension bridge depicted in FIG. 1.

**1 Claim, 4 Drawing Sheets**



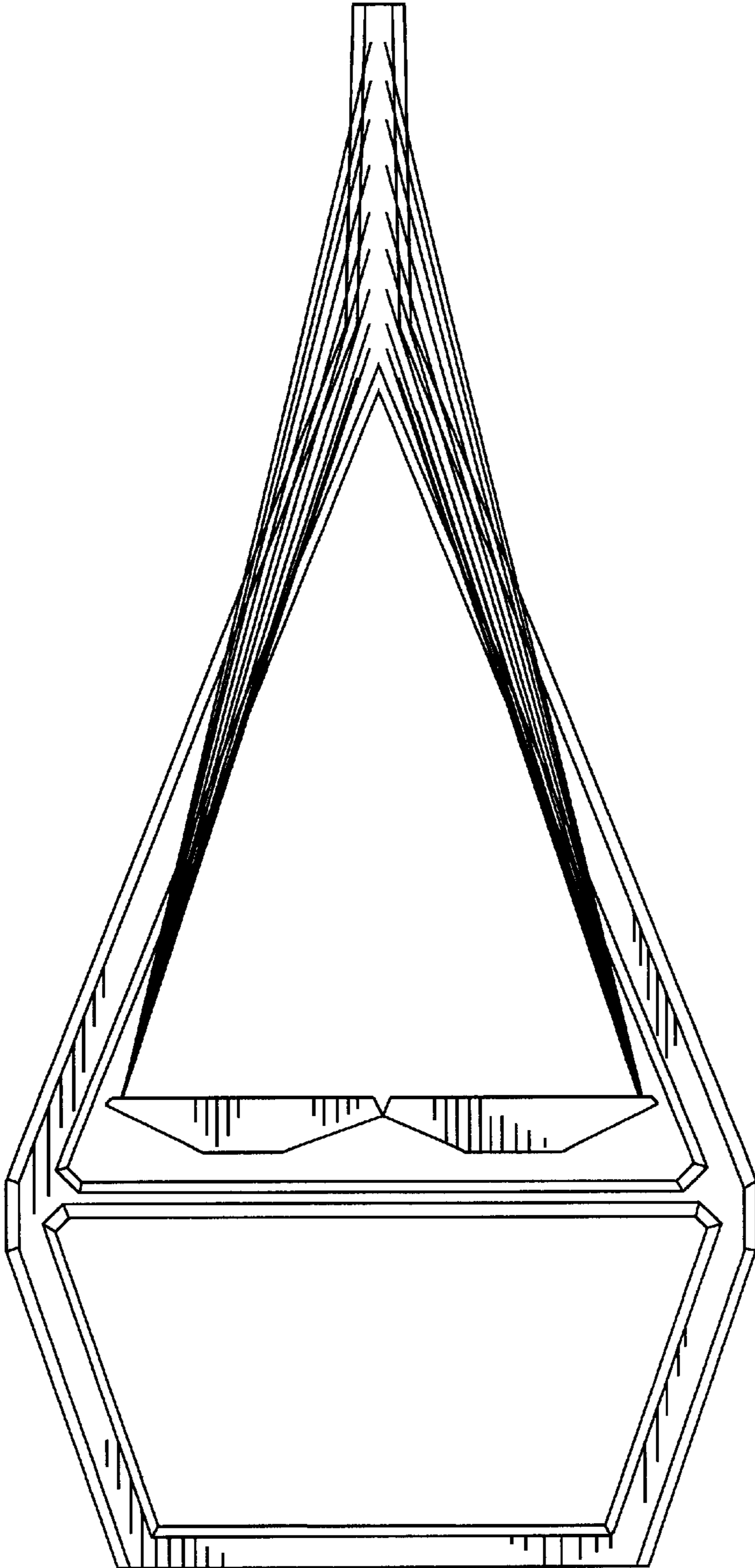


FIG. 1

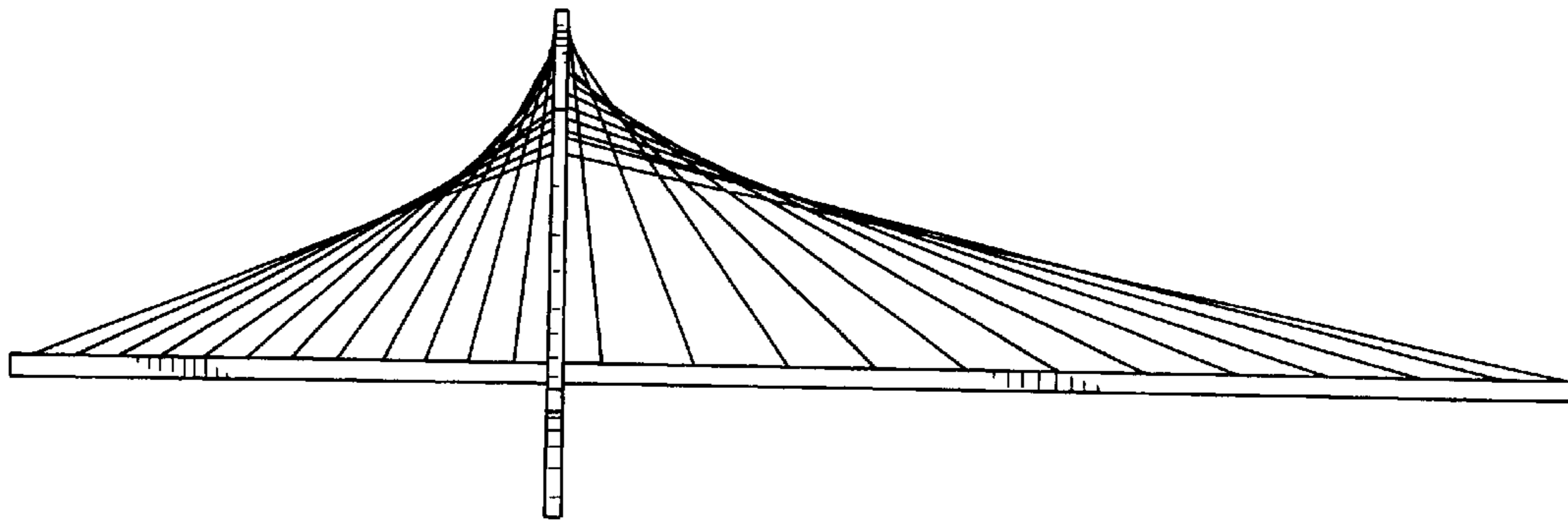


FIG. 2

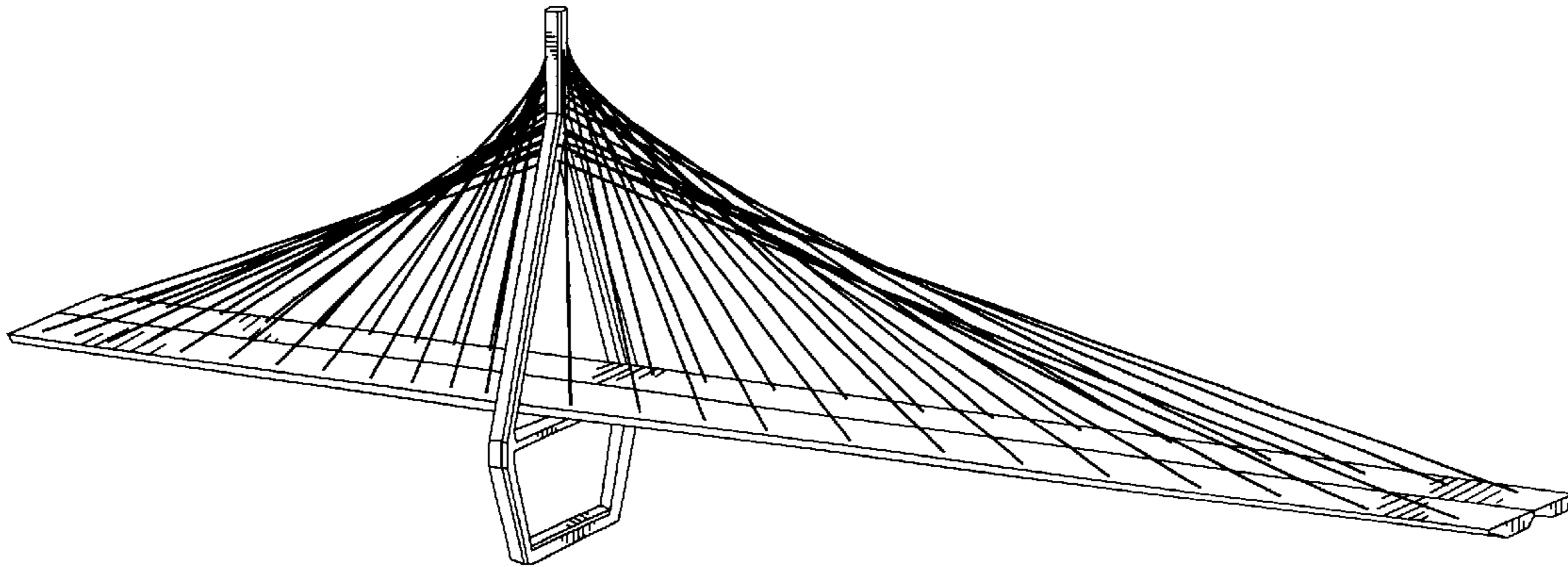


FIG. 3

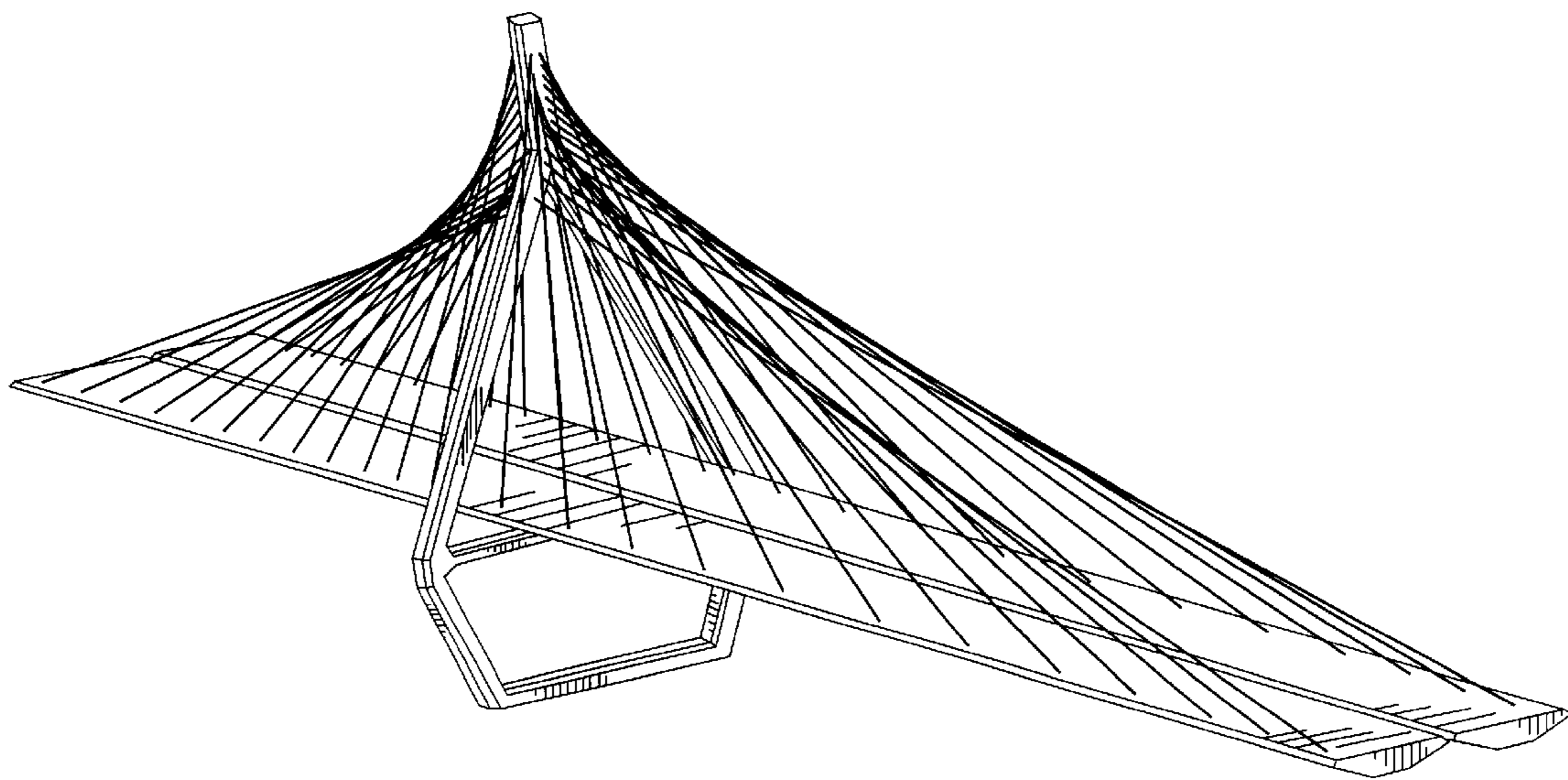


FIG. 4

UNITED STATES PATENT AND TRADEMARK OFFICE  
**CERTIFICATE OF CORRECTION**

PATENT NO. : Des. 523,154 S  
APPLICATION NO. : 29/217567  
DATED : June 13, 2006  
INVENTOR(S) : Stubler

Page 1 of 1

It is certified that error appears in the above-identified patent and that said Letters Patent is hereby corrected as shown below:

On the title page at the Item (73) Assignee, the assignee name and address should read:  
**Freyssinet International --(STUP)--, Velizy Cedex (FR)**

Signed and Sealed this

Thirtieth Day of March, 2010

A handwritten signature in black ink that reads "David J. Kappos". The signature is written in a cursive style with a large initial 'D' and 'K'.

David J. Kappos  
*Director of the United States Patent and Trademark Office*