

US00D523148S

(12) **United States Design Patent**
Dodd et al.

(10) **Patent No.:** **US D523,148 S**
(45) **Date of Patent:** **** Jun. 13, 2006**

(54) **ADHESIVE BANDAGE**

(76) Inventors: **Lisa P. Dodd**, 4612 Shop St., Chester, VA (US) 23831; **Barbara Bicking**, P.O. Box 1037, Amherst, VA (US) 24521

(**) Term: **14 Years**

(21) Appl. No.: **29/221,546**

(22) Filed: **Jan. 18, 2005**

Related U.S. Application Data

(62) Division of application No. 29/212,364, filed on Aug. 31, 2004, now Pat. No. Des. 511,006.

(51) **LOC (8) Cl.** **24-04**

(52) **U.S. Cl.** **D24/189**

(58) **Field of Classification Search** D24/189;
D20/10, 11, 23, 35, 42; D5/64; 602/41-48,
602/54, 55, 58

See application file for complete search history.

(56) **References Cited**

U.S. PATENT DOCUMENTS

D310,545 S * 9/1990 Avittan D20/10

D404,135 S * 1/1999 Dunshee D24/189
D433,141 S * 10/2000 Nash et al. D24/189
D476,412 S * 6/2003 Berry D24/189
2002/0058893 A1 * 5/2002 Vesey 602/58

* cited by examiner

Primary Examiner—Ian Simmons

Assistant Examiner—Daniel Yu

(74) *Attorney, Agent, or Firm*—Anthony Tacconi; Charles Allen

(57) **CLAIM**

The ornamental design for an adhesive bandage, as shown.

DESCRIPTION

FIG. 1 is a top plan view thereof;
FIG. 2 is a right side elevational view, the left side being a mirror image thereof;
FIG. 3 is a bottom plan view thereof;
FIG. 4 is a front elevational view thereof; and,
FIG. 5 is a rear elevational view thereof.
The left side elevational view is a mirror image of the right side elevational view.

1 Claim, 2 Drawing Sheets

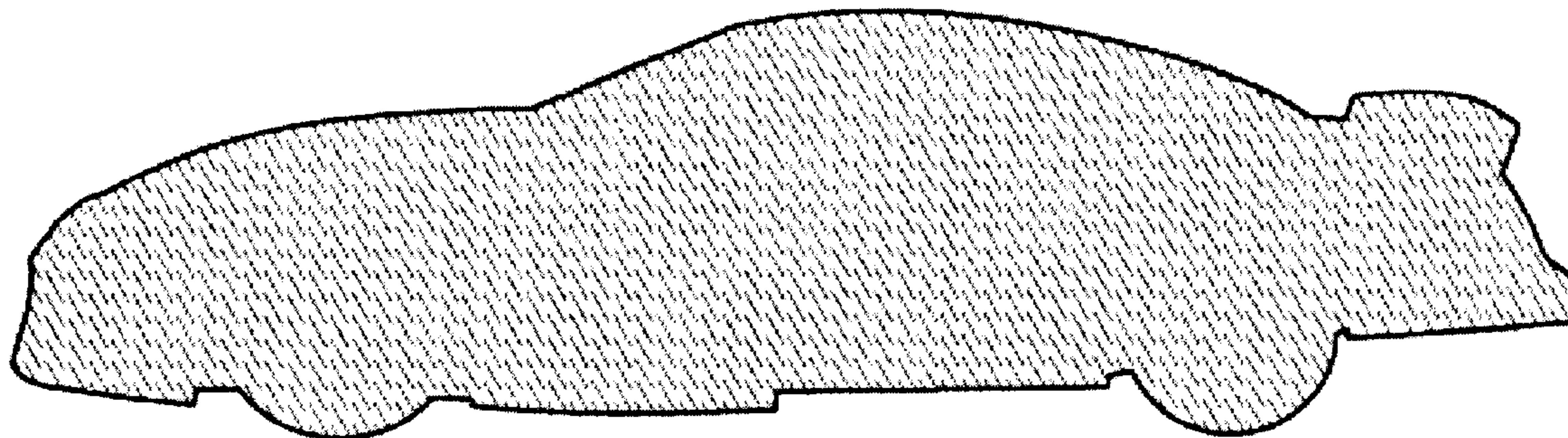


FIG. 1

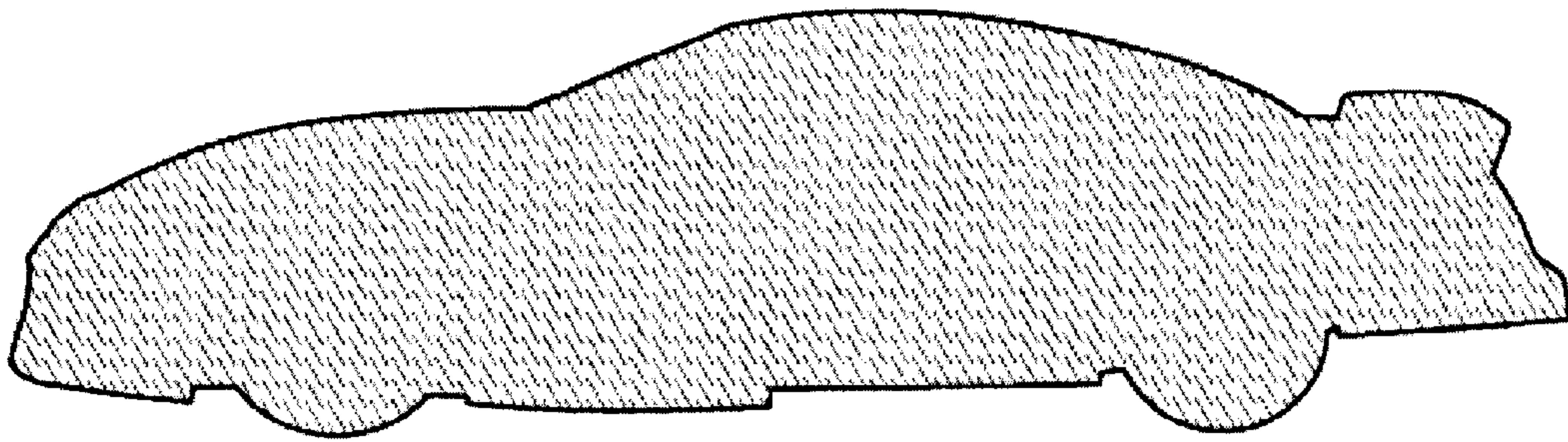


FIG. 2



FIG. 3

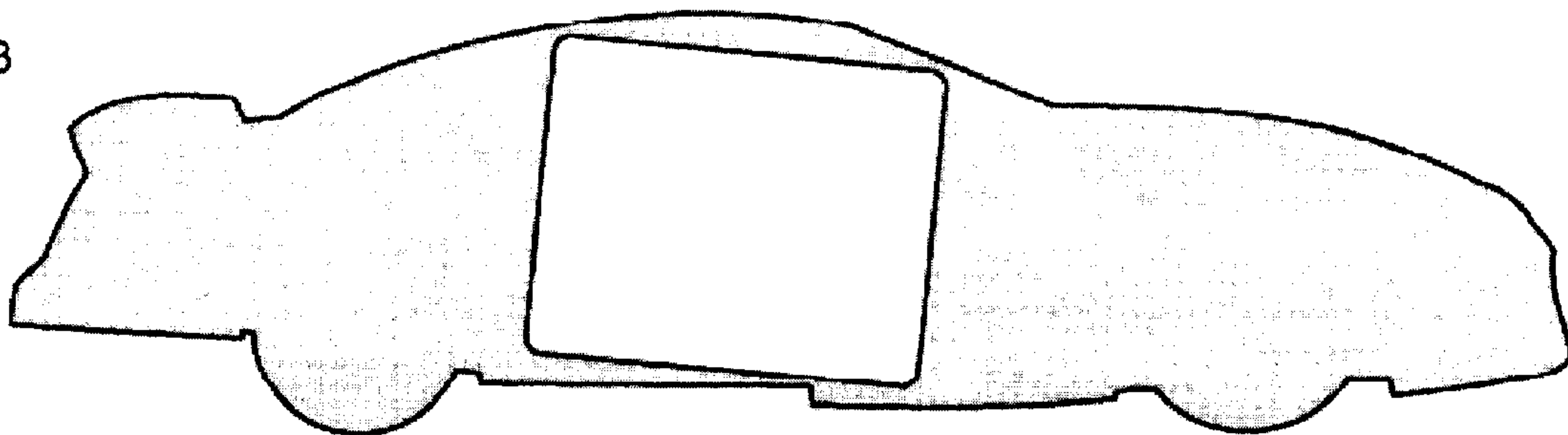


FIG. 4



FIG. 5

