

US00D523119S

(12) **United States Design Patent**
Fritz

(10) **Patent No.:** **US D523,119 S**

(45) **Date of Patent:** **** Jun. 13, 2006**

(54) **FAUCET HANDLE**

(75) **Inventor:** **Seth A. Fritz**, Kendallville, IN (US)

(73) **Assignee:** **Masco Corporation of Indiana**,
Indianapolis, IN (US)

(**) **Term:** **14 Years**

(21) **Appl. No.:** **29/219,970**

(22) **Filed:** **Dec. 23, 2004**

(51) **LOC (8) Cl.** **23-01**

(52) **U.S. Cl.** **D23/252**

(58) **Field of Classification Search** D23/238-257;
D8/250-257, 300-322, DIG. 3; 16/110.1;
4/675-678; 137/801

See application file for complete search history.

(56) **References Cited**

U.S. PATENT DOCUMENTS

D458,347 S	*	6/2002	Mullenmeister	D23/252
D468,406 S	*	1/2003	Sacks et al.	D23/252
D475,767 S	*	6/2003	Yegyayan et al.	D23/252
D490,501 S	*	5/2004	Ouyoung	D23/252

D495,402 S	*	8/2004	Spiegelberg et al.	D23/252
D496,433 S	*	9/2004	Fritz	D23/252
D496,434 S	*	9/2004	Spangler	D23/252
D507,331 S	*	7/2005	Lord et al.	D23/252

* cited by examiner

Primary Examiner—Louis S. Zarfaz

Assistant Examiner—G. Andoll

(74) *Attorney, Agent, or Firm*—Kwadjo Adusei-Poku;
Lloyd D. Doigan

(57) **CLAIM**

The ornamental design for a faucet handle, as shown and described.

DESCRIPTION

FIG. 1 is a front perspective view of a faucet handle showing my design;

FIG. 2 is a left side elevational view thereof, the right side elevational view being a mirror image thereof;


FIG. 3 is a front elevational view thereof;

FIG. 4 is a rear elevational view thereof;

FIG. 5 is a top plan view thereof; and,

FIG. 6 is a rear perspective view thereof.

1 Claim, 6 Drawing Sheets






FIG. 1




FIG. 2




FIG. 3




FIG. 4

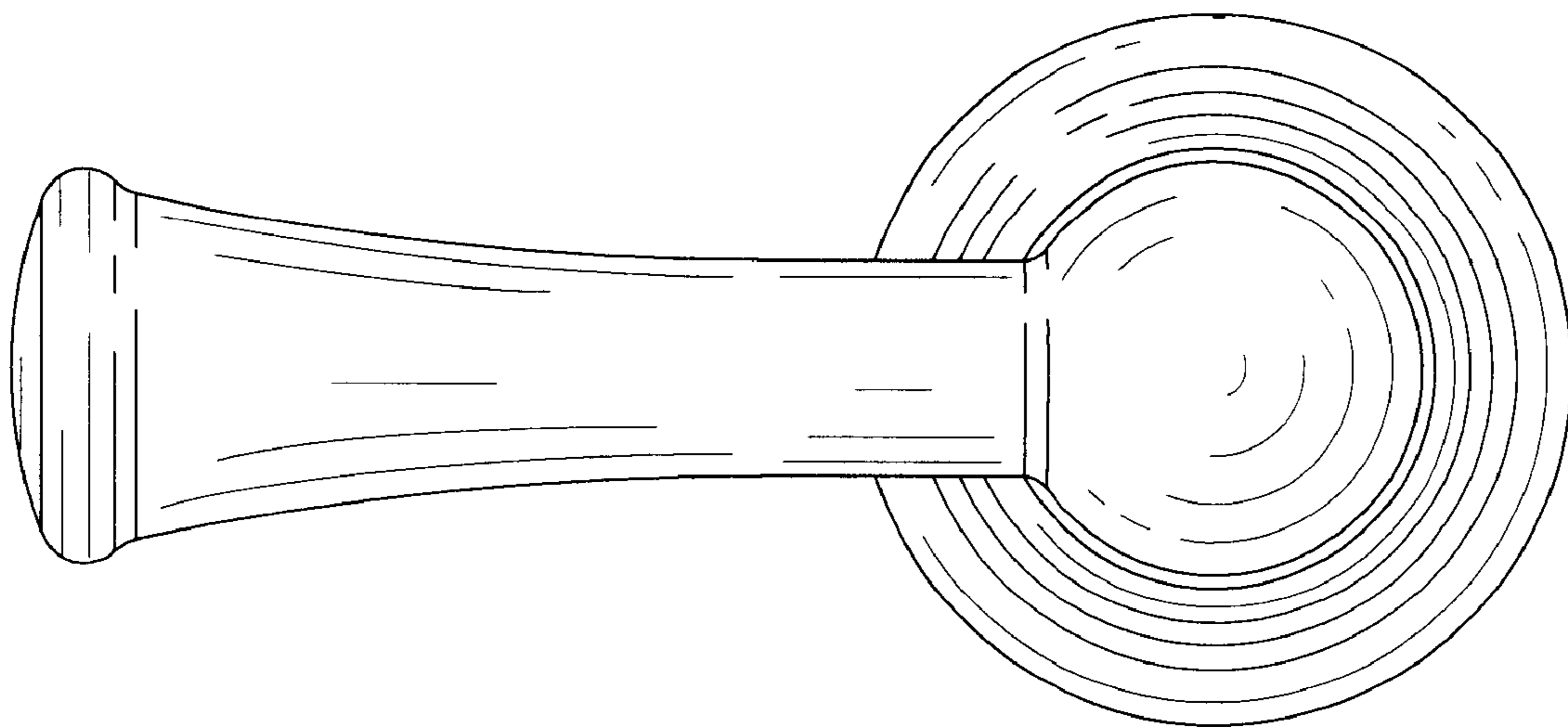


FIG. 5




FIG. 6