



US00D523116S

(12) **United States Design Patent**  
**Lord**

(10) **Patent No.:** **US D523,116 S**  
(45) **Date of Patent:** **\*\* Jun. 13, 2006**

(54) **FAUCET HANDLE BLADE**

(75) Inventor: **Judd Lord**, Carmel, IN (US)

(73) Assignee: **Masco Corporation of Indiana**,  
Indianapolis, IN (US)

(\*\*) Term: **14 Years**

(21) Appl. No.: **29/222,785**

(22) Filed: **Feb. 3, 2005**

(51) **LOC (8) Cl.** ..... **23-01**

(52) **U.S. Cl.** ..... **D23/250**

(58) **Field of Classification Search** ..... D23/238-257;  
D8/250-257, 300-322, DIG. 3; 16/110.1;  
4/675-678; 137/801

See application file for complete search history.

(56) **References Cited**

**U.S. PATENT DOCUMENTS**

D268,513 S \* 4/1983 Thompson ..... D23/250

D443,921 S \* 6/2001 Tolosa ..... D23/252  
D444,214 S \* 6/2001 Mark et al. .... D23/252  
D461,535 S \* 8/2002 Antonello et al. .... D23/252  
D484,949 S \* 1/2004 Spangler ..... D23/250

\* cited by examiner

*Primary Examiner*—Louis S. Zarfes

*Assistant Examiner*—G. Andoll

(74) *Attorney, Agent, or Firm*—Kwadjo Adusei-Poku;  
Lloyd D. Doigan

(57) **CLAIM**

The ornamental design for a faucet handle blade, as shown and described.

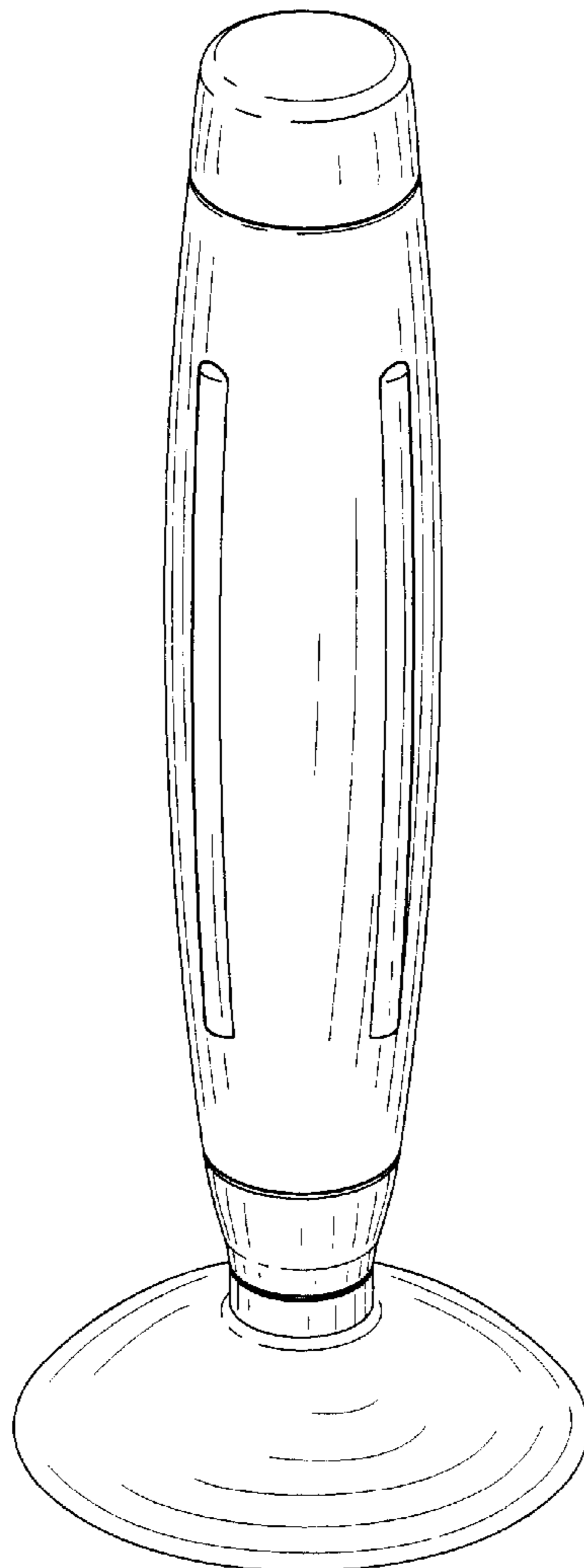
**DESCRIPTION**

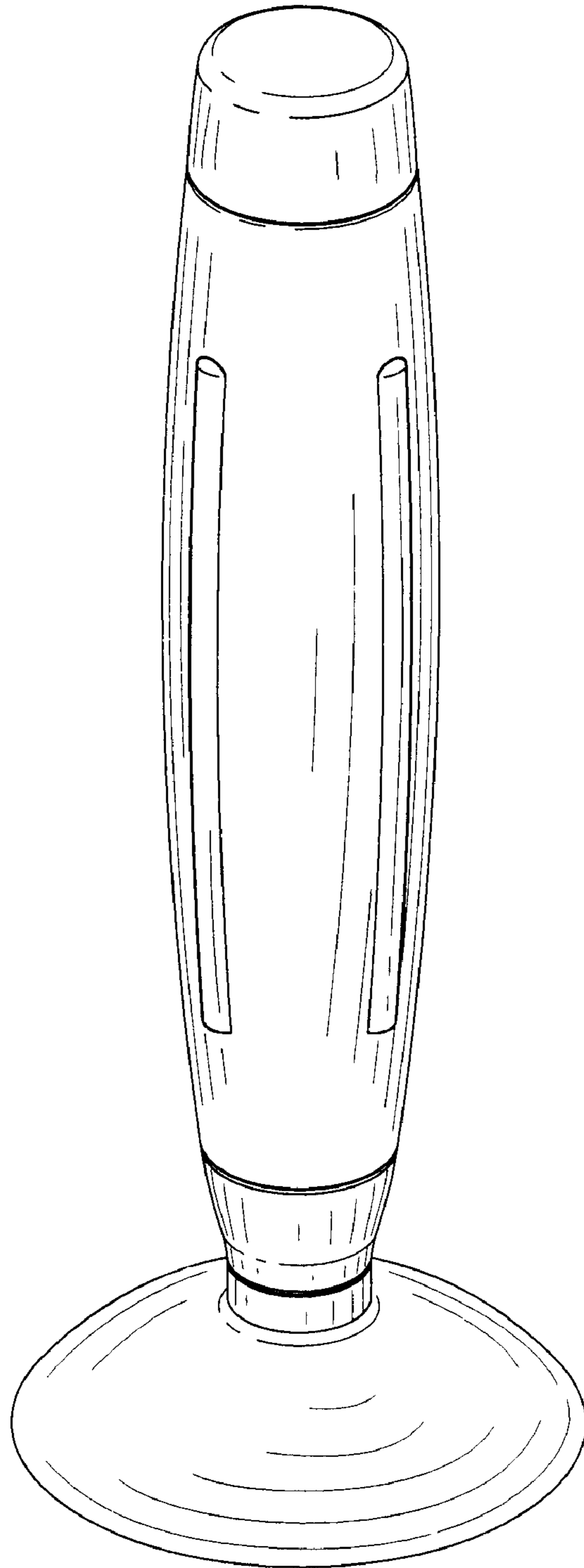
FIG. 1 is a front perspective view of a faucet handle blade showing my design;

FIG. 2 is an elevational view thereof; and,

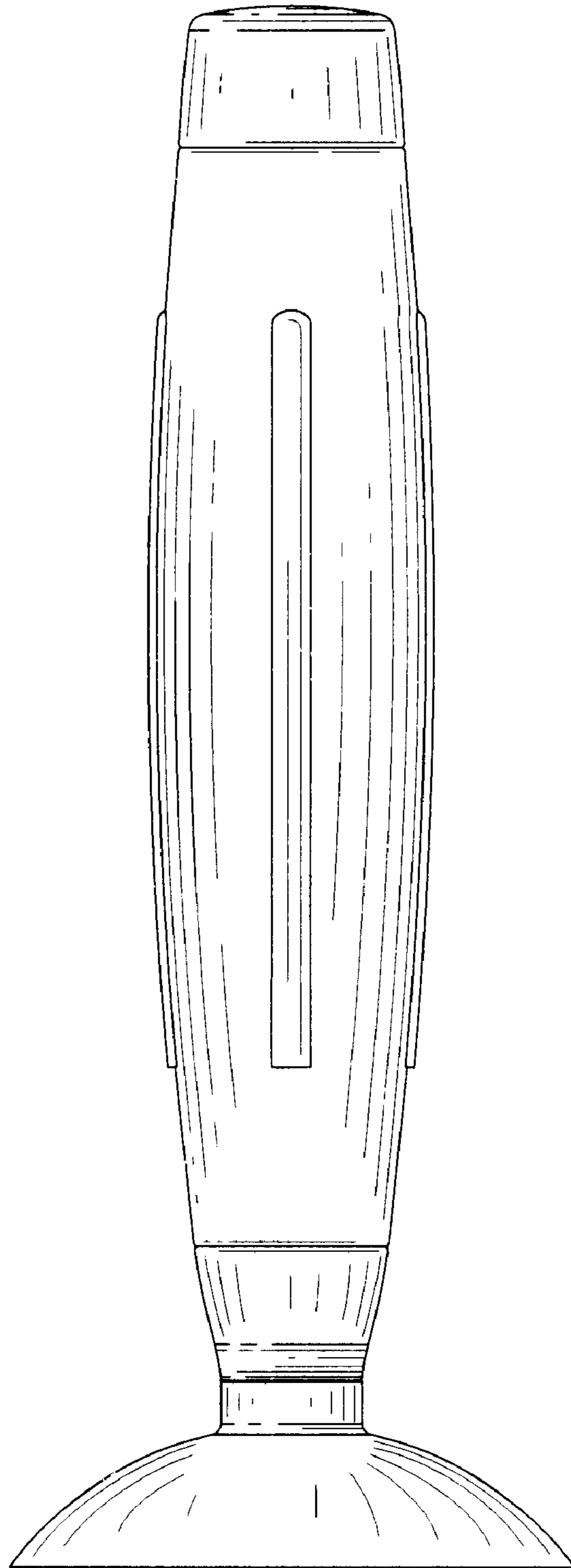
FIG. 3 is a top plan view thereof.

**1 Claim, 3 Drawing Sheets**

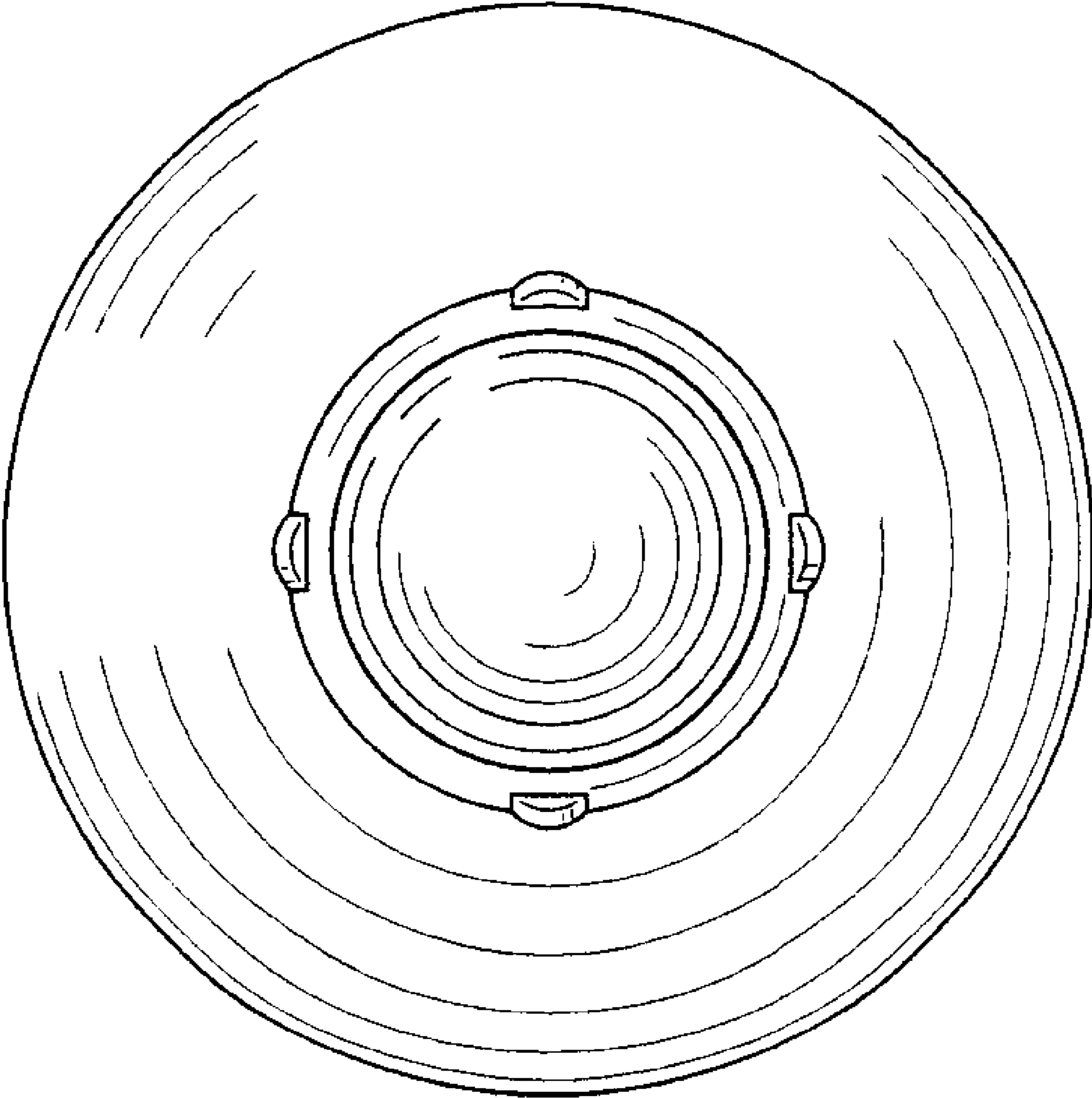




**FIG. 1**



**FIG. 2**



**FIG. 3**