



US00D523112S

(12) **United States Design Patent**
Blattner et al.

(10) **Patent No.:** **US D523,112 S**
(45) **Date of Patent:** **** Jun. 13, 2006**

(54) **SANITARY FAUCET**

D463,533 S * 9/2002 Ko D23/242
D491,642 S * 6/2004 Lin D23/257

(75) Inventors: **Joachim Blattner**, Haslach (DE); **Chris Marshall**, Cumming, GA (US)

OTHER PUBLICATIONS

(73) Assignee: **Hansgrohe AG**, Schiltach (DE)

Brochure by American Standard entitled "New Products 2003", one page, 2003.

(**) Term: **14 Years**

Catalog by MOEN, one page, Nov., 2002.

(21) Appl. No.: **29/195,441**

* cited by examiner

(22) Filed: **Dec. 11, 2003**

Primary Examiner—Louis S. Zarfaz

Assistant Examiner—Gregory Andoll

(51) **LOC (8) Cl.** **23-01**

(74) *Attorney, Agent, or Firm*—Duane Morris LLP

(52) **U.S. Cl.** **D23/238; D23/255; D23/257**

(57) **CLAIM**

(58) **Field of Classification Search** D23/238–257;
4/675–678; 137/801

The ornamental design for a sanitary faucet, as shown and described.

See application file for complete search history.

DESCRIPTION

(56) **References Cited**

FIG. 1: is a side perspective view of the sanitary faucet showing our new design;

U.S. PATENT DOCUMENTS

FIG. 2: is a front elevation view thereof;


D293,362 S	*	12/1987	Hill et al.	D23/241
D293,601 S	*	1/1988	Hill et al.	D23/255
D361,370 S	*	8/1995	Fabian	D23/257
D389,898 S	*	1/1998	Delker et al.	D23/255
D418,579 S	*	1/2000	Pitsch et al.	D23/242
D420,102 S	*	2/2000	Warshawsky et al.	D23/241
D421,789 S	*	3/2000	Delker et al.	D23/255

FIG. 3: is a rear elevation view thereof;

FIG. 4: is a side elevation view thereof (the opposite side being a mirror image); and,

FIG. 5: is a top plan view thereof.

1 Claim, 2 Drawing Sheets



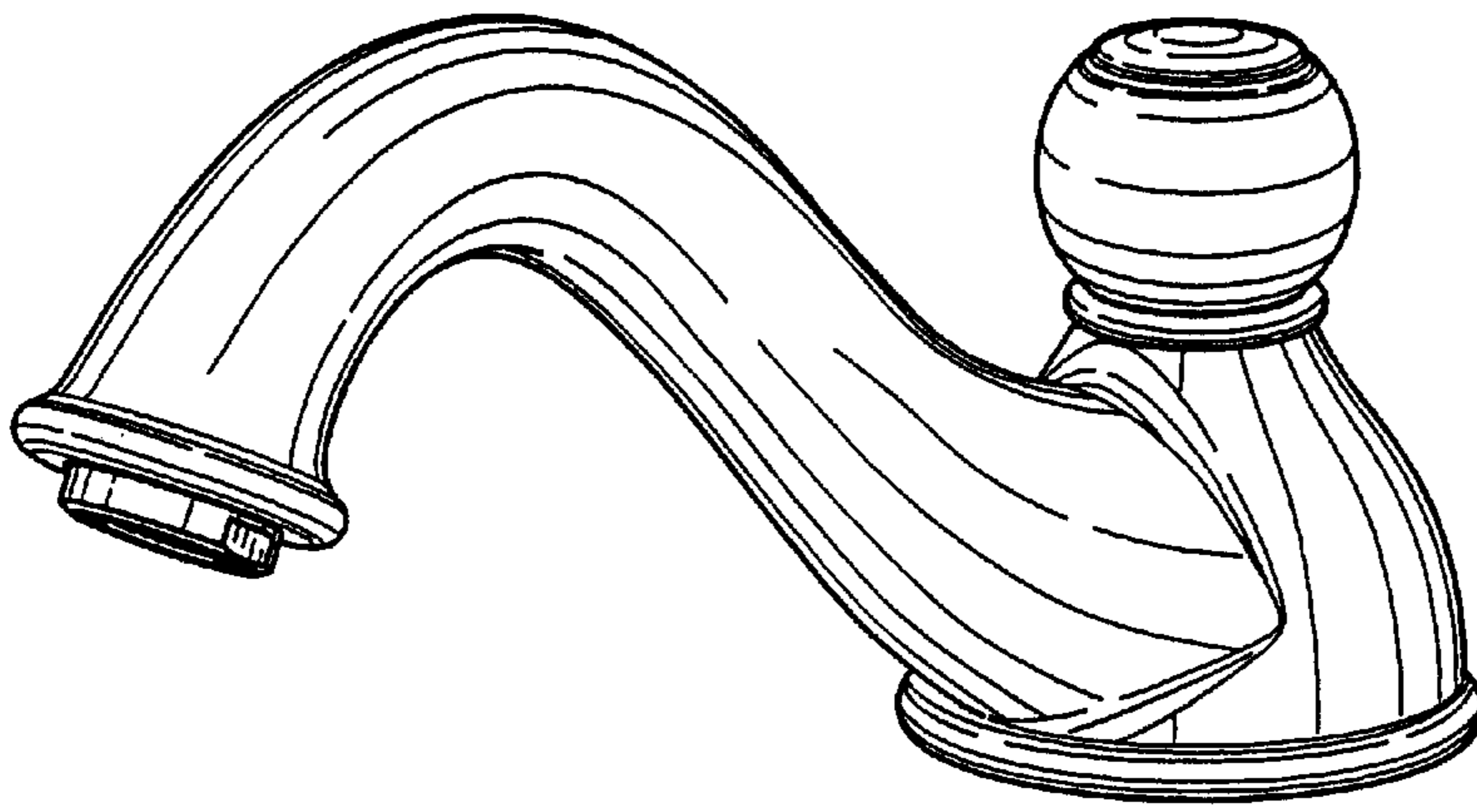


FIG. 1

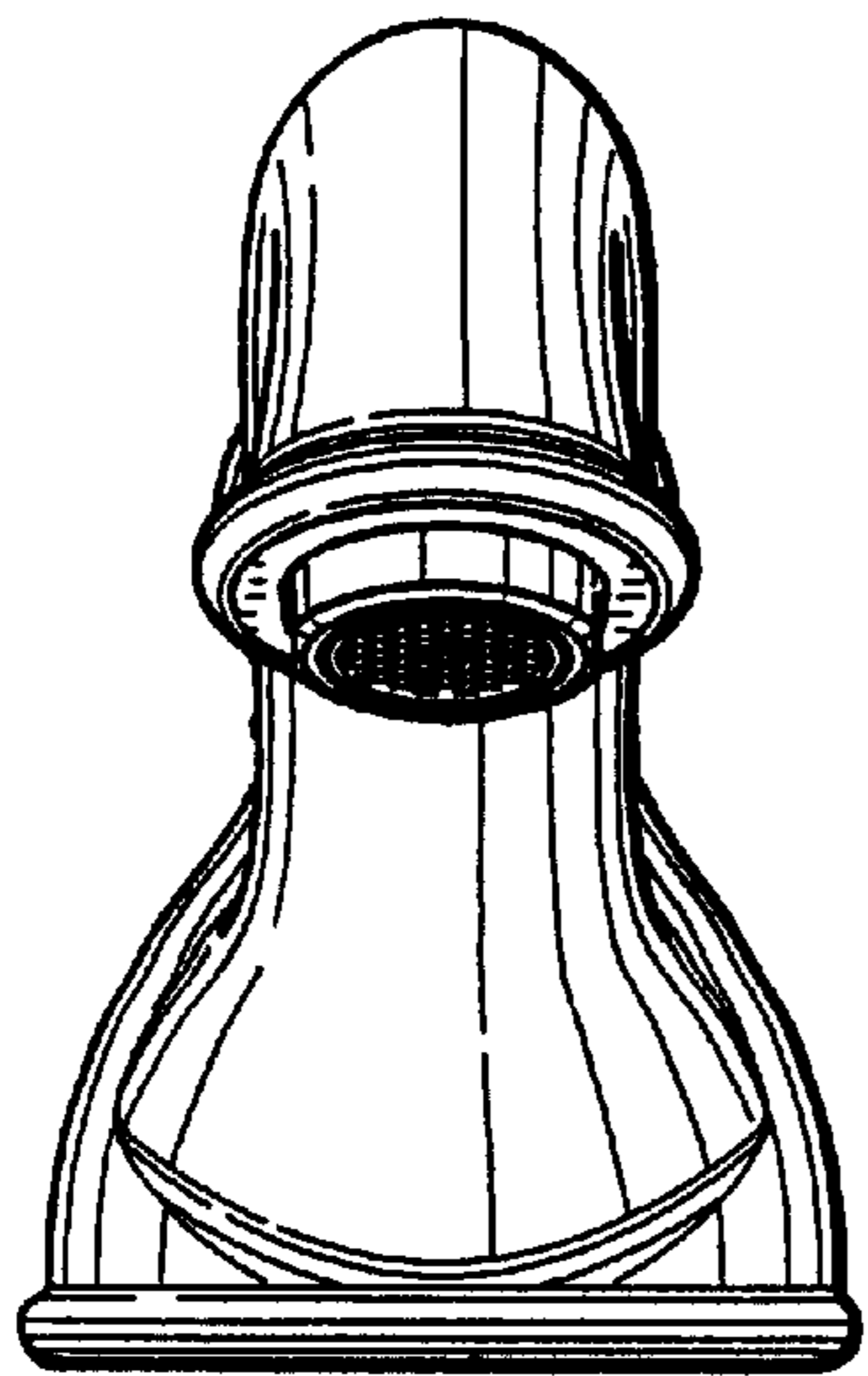


FIG. 2

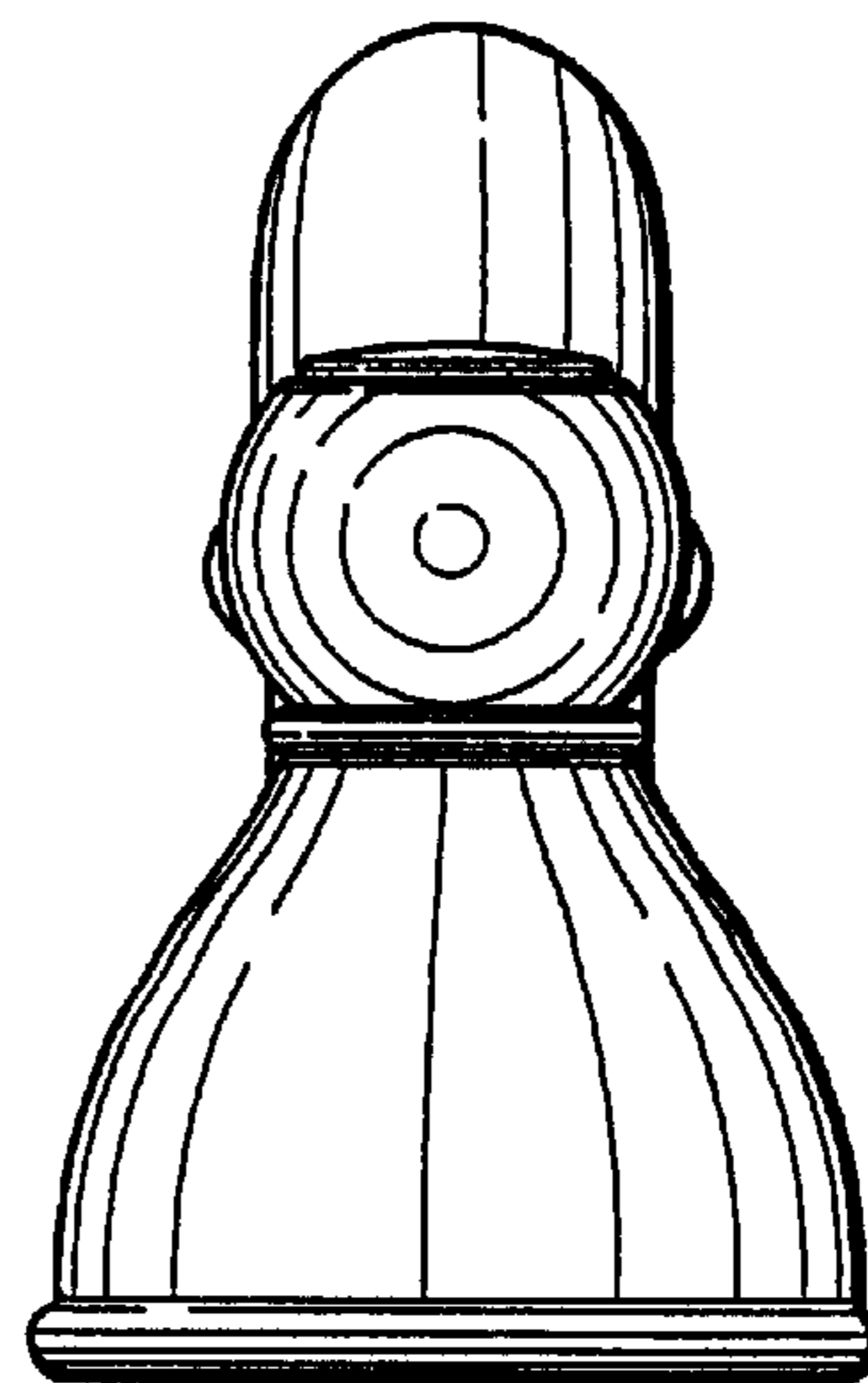


FIG. 3

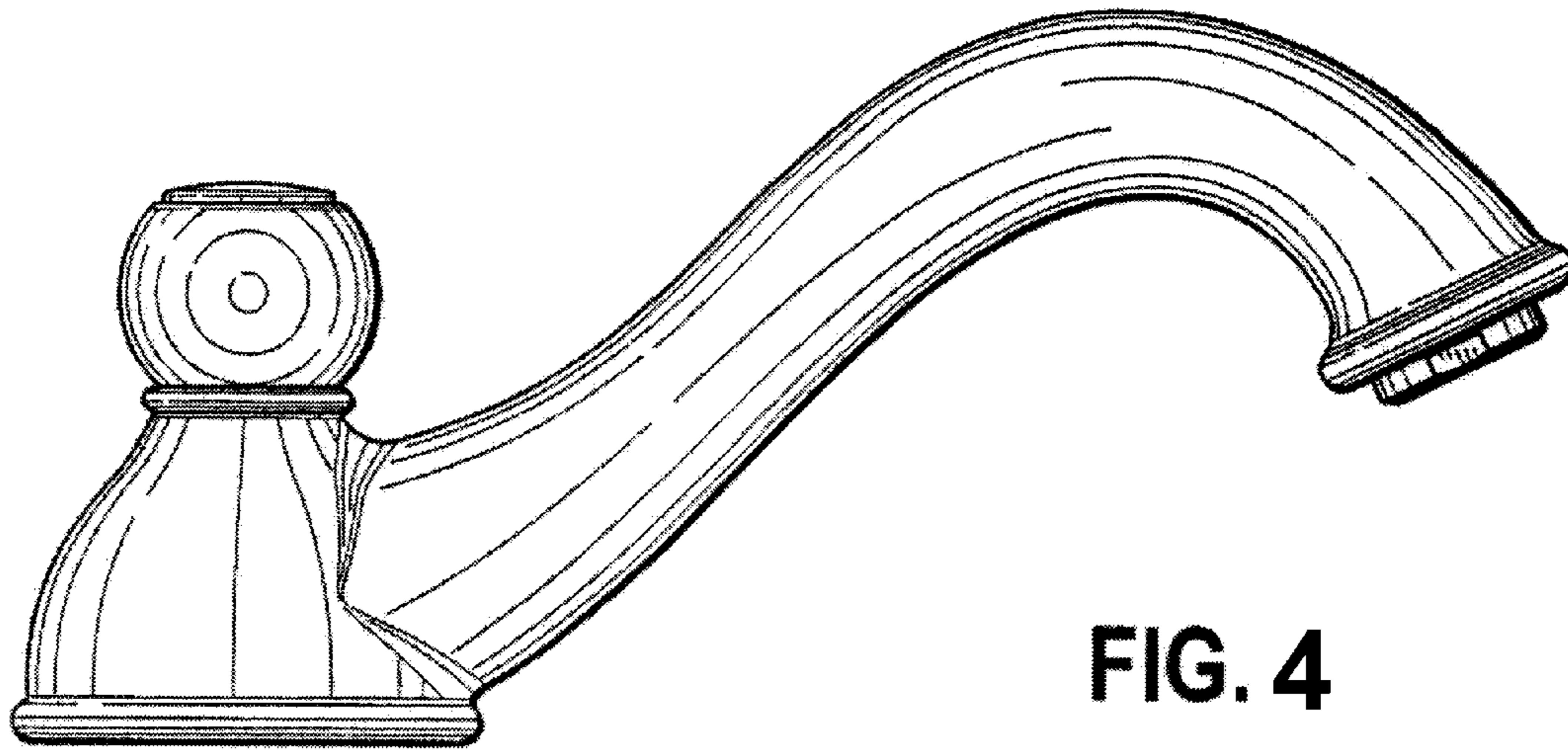


FIG. 4

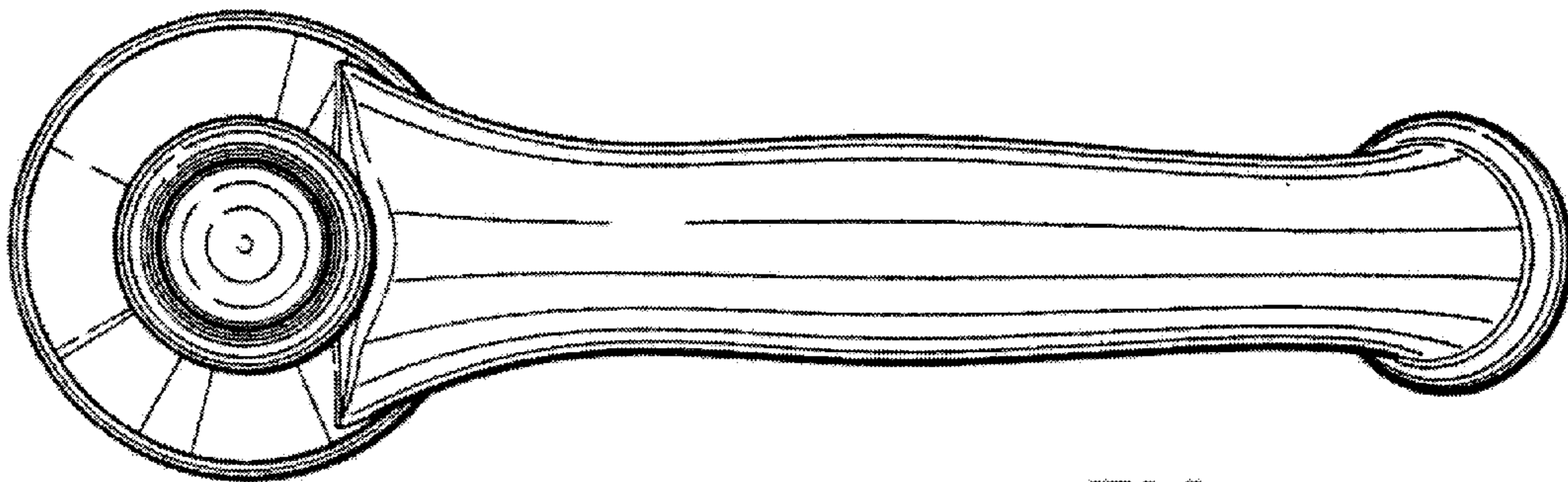


FIG. 5