



US00D523110S

(12) **United States Design Patent**
Anderson

(10) **Patent No.:** **US D523,110 S**

(45) **Date of Patent:** **** Jun. 13, 2006**

(54) **FILTER MEDIA**

(75) Inventor: **Bradley A. Anderson**, Scandia, MN
(US)

(73) Assignee: **3M Innovative Properties Co.**, St.
Paul, MN (US)

(**) Term: **14 Years**

(21) Appl. No.: **29/216,181**

(22) Filed: **Oct. 29, 2004**

(51) **LOC (8) Cl.** **23-01**

(52) **U.S. Cl.** **D23/209; D23/365**

(58) **Field of Classification Search** D23/209,
D23/365; 55/511, 521, 525, 501, 497, 499,
55/495, DIG. 31; 210/484, 485, 489

See application file for complete search history.

(56) **References Cited**

U.S. PATENT DOCUMENTS

- 3,793,692 A * 2/1974 Tate et al. 29/896.62
- 5,817,168 A * 10/1998 Wheless 96/222
- 5,891,402 A * 4/1999 Sassa et al. 422/171

- 6,280,824 B1 8/2001 Insley et al.
- 6,454,839 B1 9/2002 Hagglund et al.
- 6,825,136 B1 * 11/2004 Cook et al. 442/6
- 6,918,940 B1 * 7/2005 Lackey et al. 55/501

* cited by examiner

Primary Examiner—Robin V. Webster

(74) *Attorney, Agent, or Firm*—William J. Bond

(57) **CLAIM**

The ornamental design for a filter media, as shown and described.

DESCRIPTION

FIG. 1 is a perspective view of a filter media showing my new design;

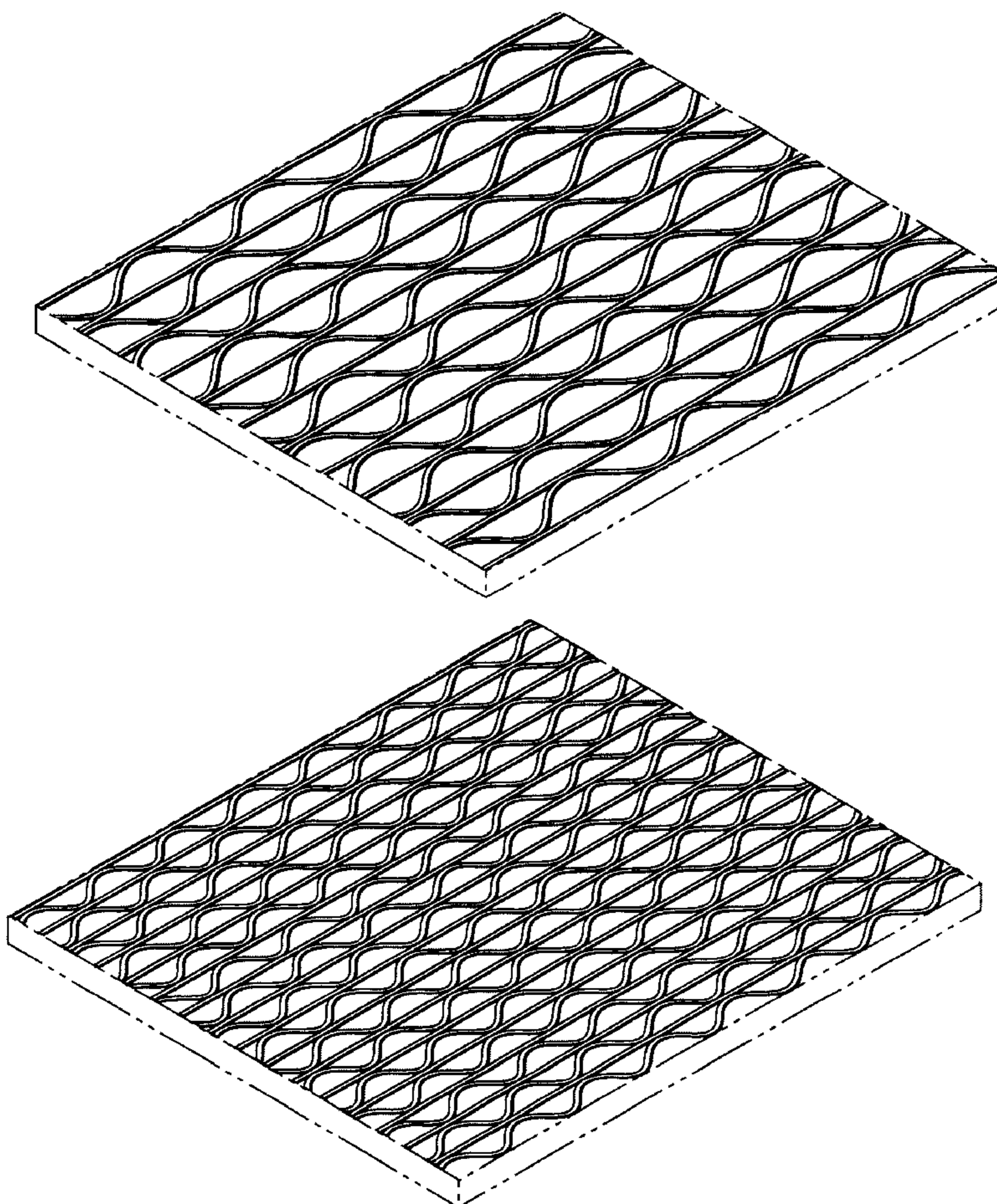
FIG. 2 is a front view of a filter media showing my new design;

FIG. 3 is a perspective view of a filter media in a second embodiment of my new design; and,

FIG. 4 is a front view of a filter media in a second embodiment of my new design.

The broken lines shown in the figure is for illustrative purposes only and form no part of the claimed invention.

1 Claim, 2 Drawing Sheets



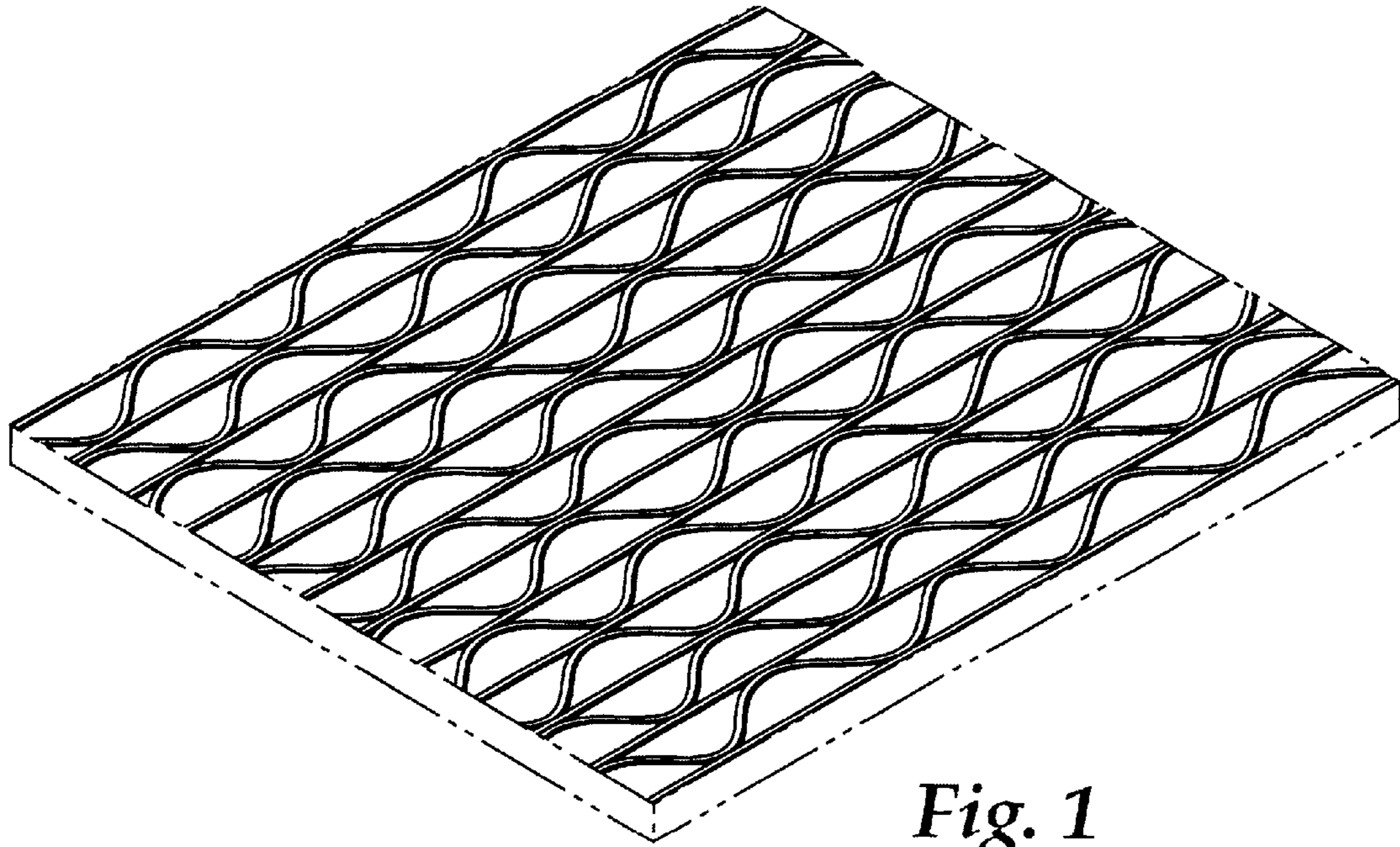


Fig. 1




Fig. 2

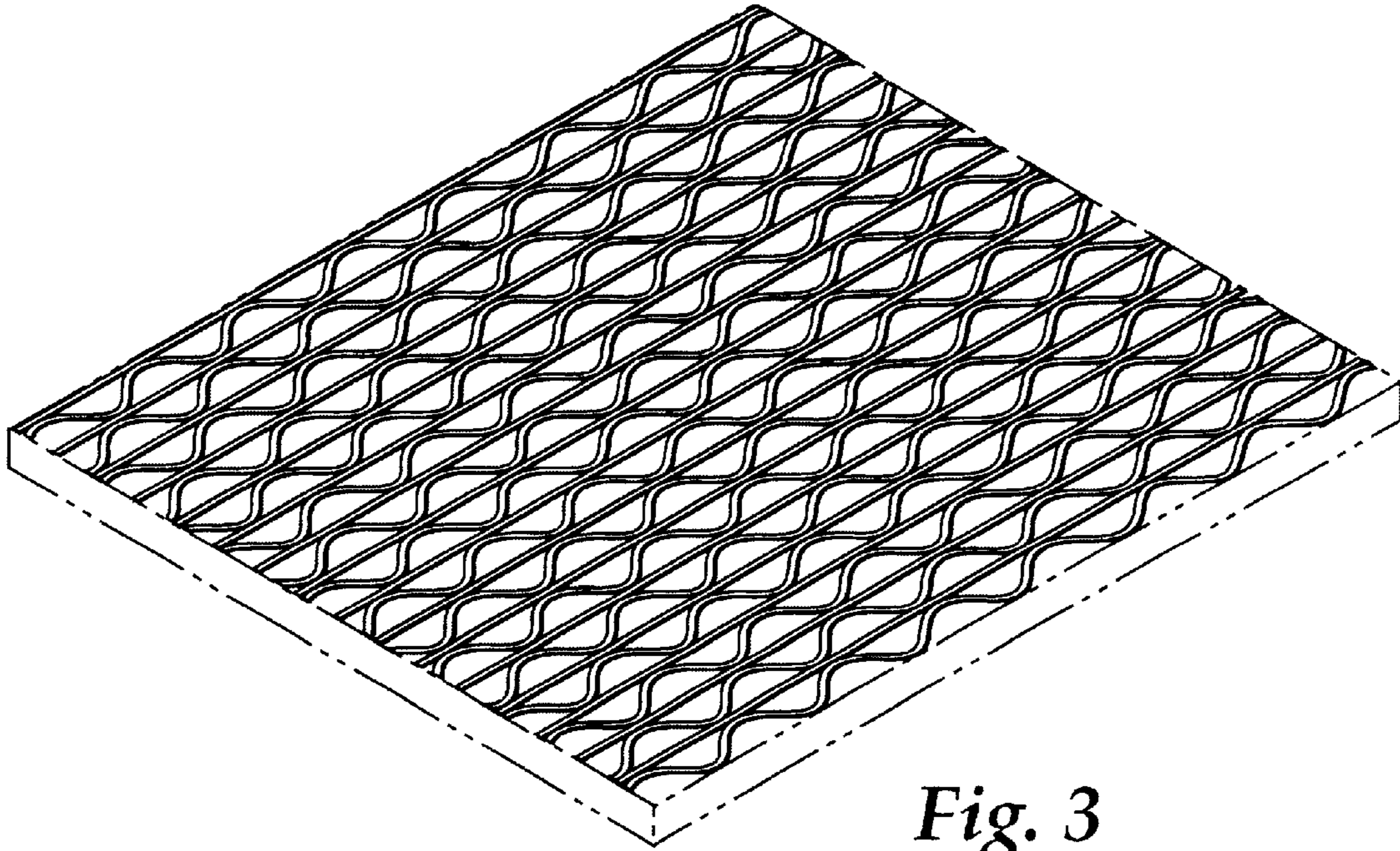


Fig. 3




Fig. 4