



US00D523099S

(12) **United States Design Patent**
Clifton et al.

(10) **Patent No.:** **US D523,099 S**

(45) **Date of Patent:** **** Jun. 13, 2006**

(54) **TREADMILL END CAP**

(75) Inventors: **Glen Clifton**, Austin, TX (US); **Bruce Lee**, Clinton, MA (US)

(73) Assignee: **Keys Fitness Products, Inc.**, Garland, TX (US)

(**) Term: **14 Years**

(21) Appl. No.: **29/219,803**

(22) Filed: **Dec. 21, 2004**

(51) **LOC (8) Cl.** **21-02**

(52) **U.S. Cl.** **D21/694; D21/669**

(58) **Field of Classification Search** D21/662,
D21/669, 668, 670, 694; 482/51, 52, 54
See application file for complete search history.

(56) **References Cited**

U.S. PATENT DOCUMENTS

- D355,227 S * 2/1995 Summers et al. D21/669
- D365,611 S * 12/1995 Hung D21/669
- D366,077 S * 1/1996 Hung D21/669
- D372,508 S * 8/1996 Clem D21/669

- D403,034 S * 12/1998 Moon et al. D21/669
- D424,137 S * 5/2000 Barker et al. D21/669
- D437,900 S * 2/2001 Dick et al. D21/669
- D447,780 S * 9/2001 Arnold et al. D21/669

* cited by examiner

Primary Examiner—Philip S. Hyder

(74) *Attorney, Agent, or Firm*—Haynes and Boone, LLP

(57) **CLAIM**

The ornamental design for the treadmill end cap, as shown and described.

DESCRIPTION

FIG. 1 is a perspective view of the treadmill end cap showing our new design;

FIG. 2 is a front elevational view thereof;

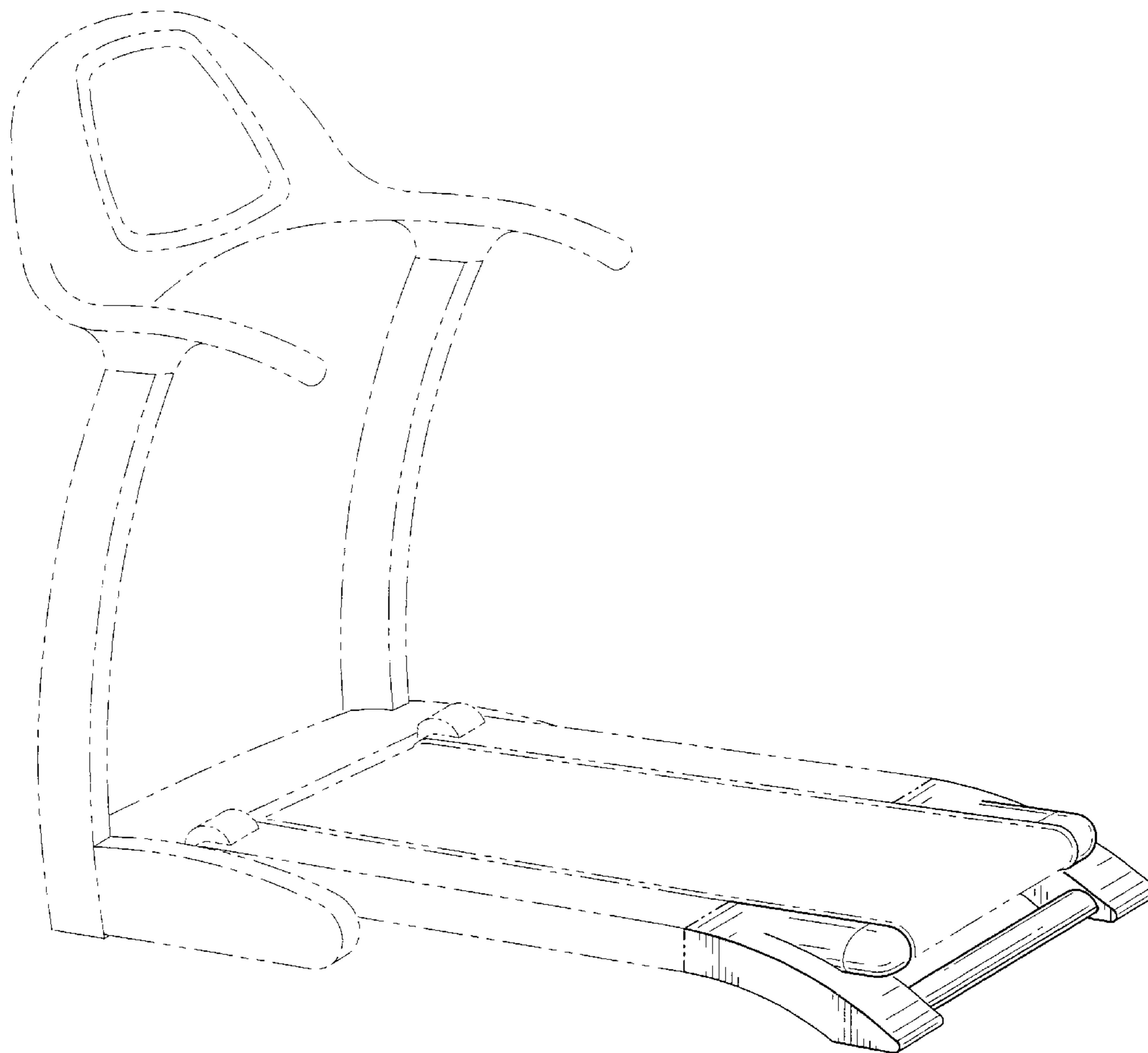
FIG. 3 is a left side elevational view thereof, the right side elevational view being a mirror image;

FIG. 4 is a top plan view thereof; and,

FIG. 5 is a bottom plan view thereof.

Any broken line illustration of environmental structure in the drawings is not part of the design sought to be patented.

1 Claim, 2 Drawing Sheets



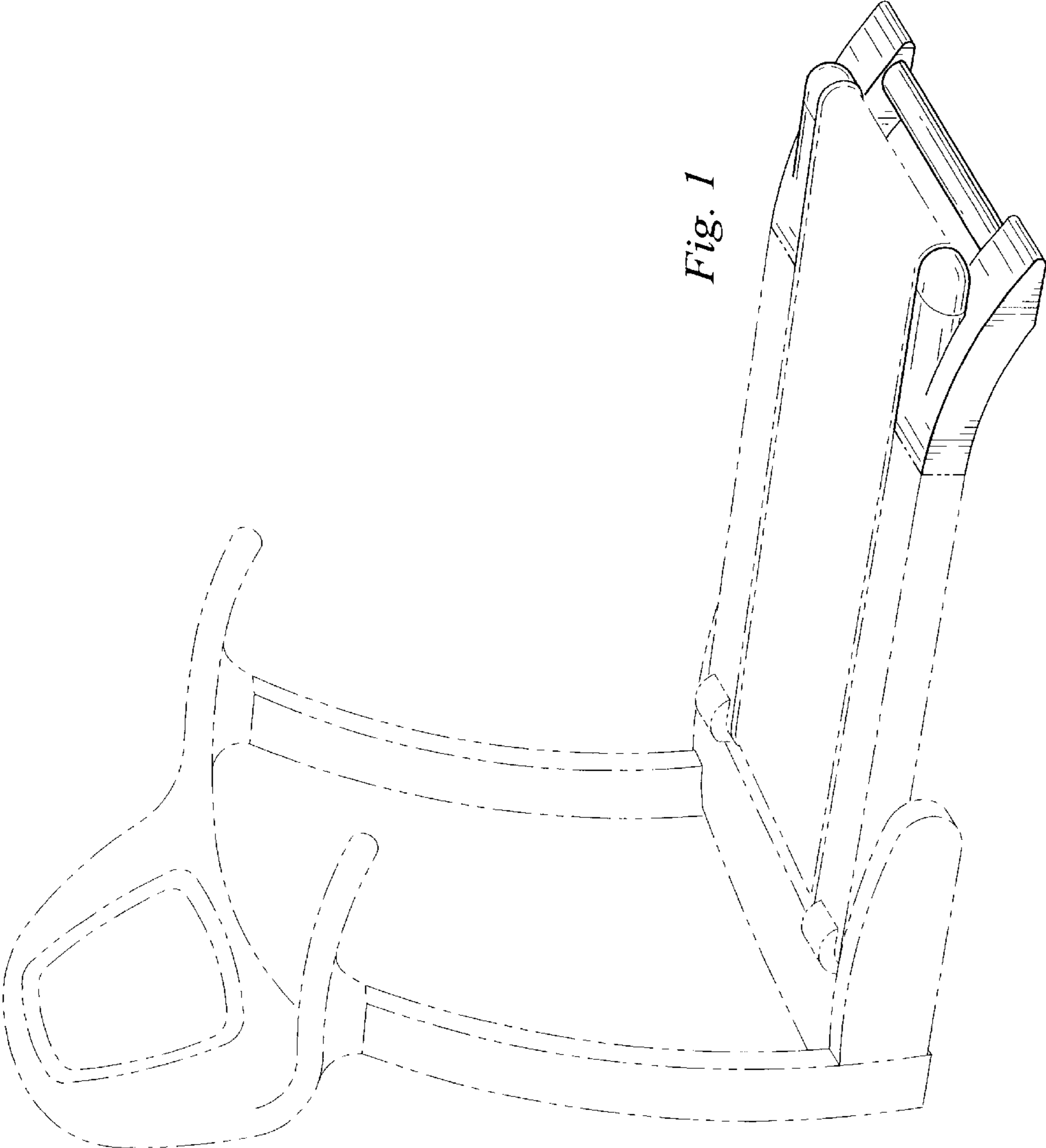


Fig. 1

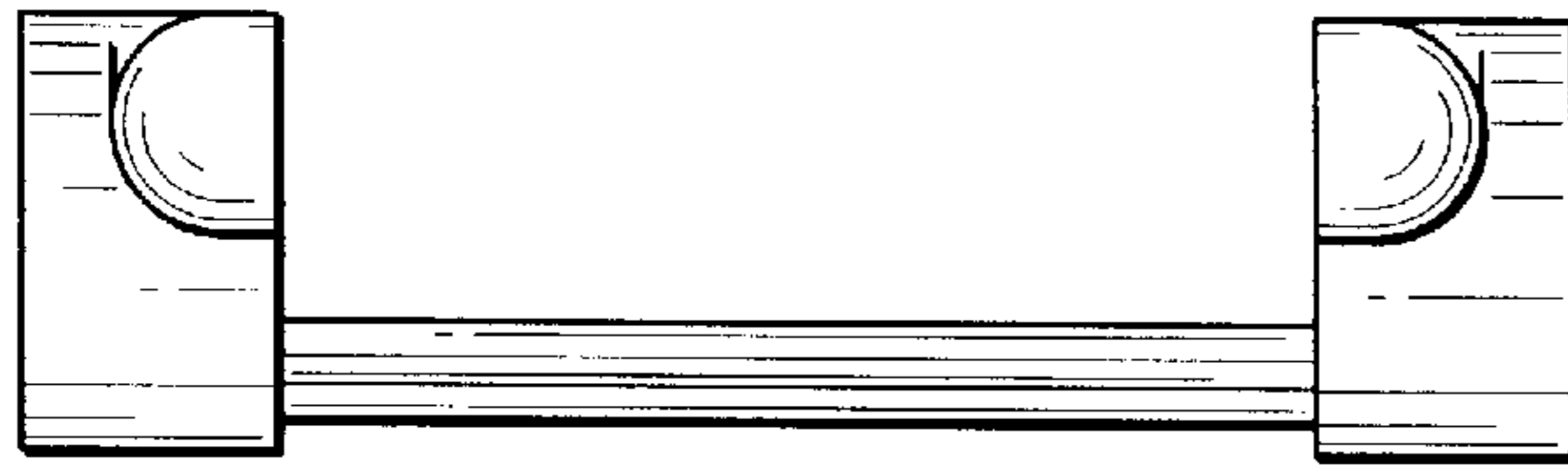


Fig. 2

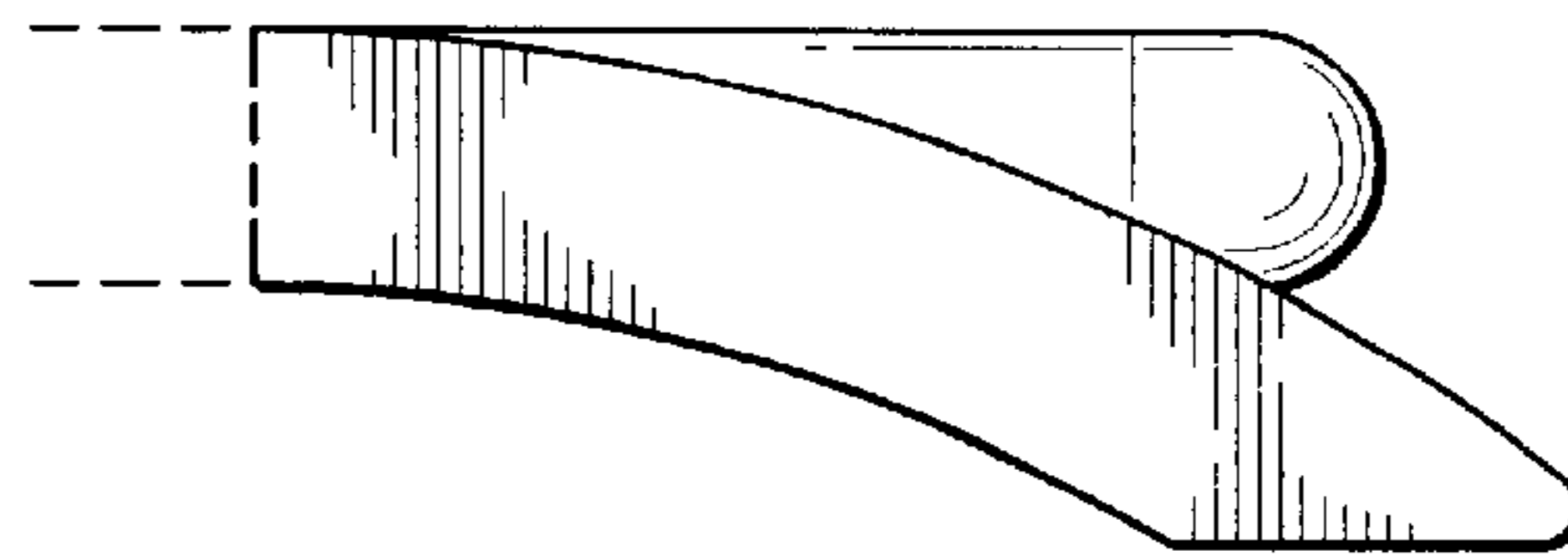


Fig. 3




Fig. 4




Fig. 5