

US00D523096S

(12) **United States Design Patent**  
**Pflaumer et al.**

(10) **Patent No.:** **US D523,096 S**  
(45) **Date of Patent:** **\*\* Jun. 13, 2006**

(54) **TOY WEAPON**

(75) Inventors: **Wulf-Heinz Pflaumer**, Arnsberg (DE);  
**Franz Wonisch**, Arnsberg (DE)

(73) Assignee: **CARL WALTHER GmbH**, Ulm (DE)

(\*\*) Term: **14 Years**

(21) Appl. No.: **29/205,470**

(22) Filed: **May 17, 2004**

(30) **Foreign Application Priority Data**

Feb. 6, 2004 (DE) ..... 4 04 00 716

(51) **LOC (8) Cl.** ..... **21-01**

(52) **U.S. Cl.** ..... **D21/573**

(58) **Field of Classification Search** ..... D21/567,  
D21/570, 572-575; D22/100, 103, 104, 108,  
D22/109, 115; 124/56, 64, 65, 70-74, 76,  
124/77

See application file for complete search history.

(56) **References Cited**

**U.S. PATENT DOCUMENTS**

D188,193 S \* 6/1960 Stoner ..... D22/103  
D324,552 S \* 3/1992 Morrison ..... D21/573  
D344,311 S \* 2/1994 Liu ..... D21/572  
D367,685 S \* 3/1996 Luk ..... D21/572  
D423,610 S \* 4/2000 Lebensfeld et al. .... D21/573

**OTHER PUBLICATIONS**

Shooter's Fall 2002 Catalog, Fall 2002, [online], [retrieved on Jun. 8, 2005] Retrieved from Google catalog search using Internet <URL: <http://catalog.google.com/catalogs?start=en&lr=&issue=14131&catpage=14>> p. 14.\*

Page 109 from the main catalogue of the German dealer, Kettner, season 2001/2002.

Pages 121 and 123 from the catalogue of the German company, Frankonia Jagd, season 1999/2000.

Page 131, from the catalogue of the German company Frankonia Jagd, season 1999/2000.

\* cited by examiner

*Primary Examiner*—Antoine Duval Davis

*Assistant Examiner*—Cynthia M. Chin

(74) *Attorney, Agent, or Firm*—Hoffman, Wasson & Gitler

(57) **CLAIM**

The ornamental design for a toy weapon, as shown and described.

**DESCRIPTION**

FIG. 1 is a right perspective view of a toy weapon embodying the present invention;

FIG. 2 is a left side view of a toy weapon embodying the present invention;

FIG. 3 is a right side view of a toy weapon embodying the present invention;

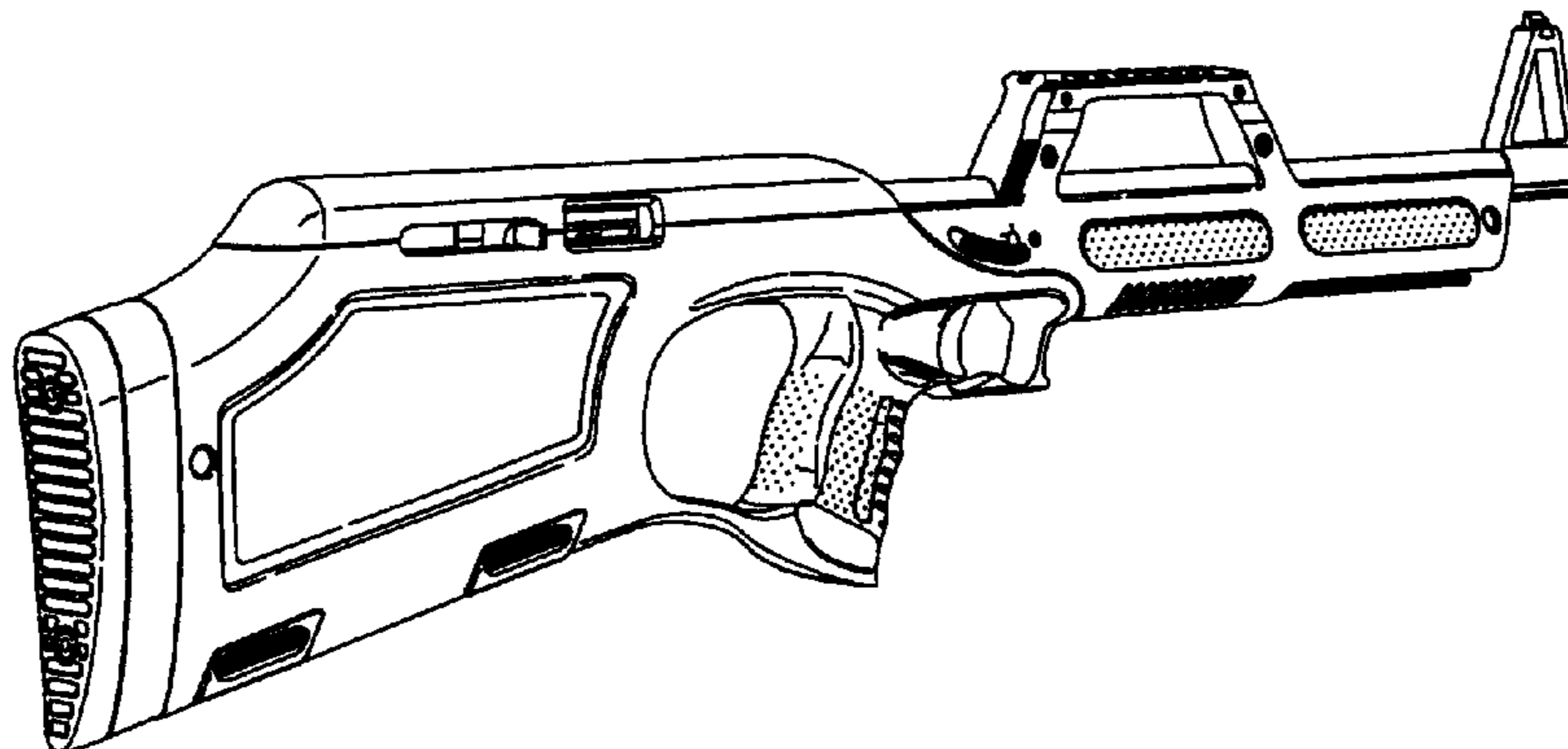
FIG. 4 is a top view of a toy weapon embodying the present invention;

FIG. 5 is a bottom view of a toy weapon embodying the present invention;

FIG. 6 is a rear view of a toy weapon embodying the present invention; and,

FIG. 7 is a front view of a toy weapon embodying the present invention.

**1 Claim, 7 Drawing Sheets**



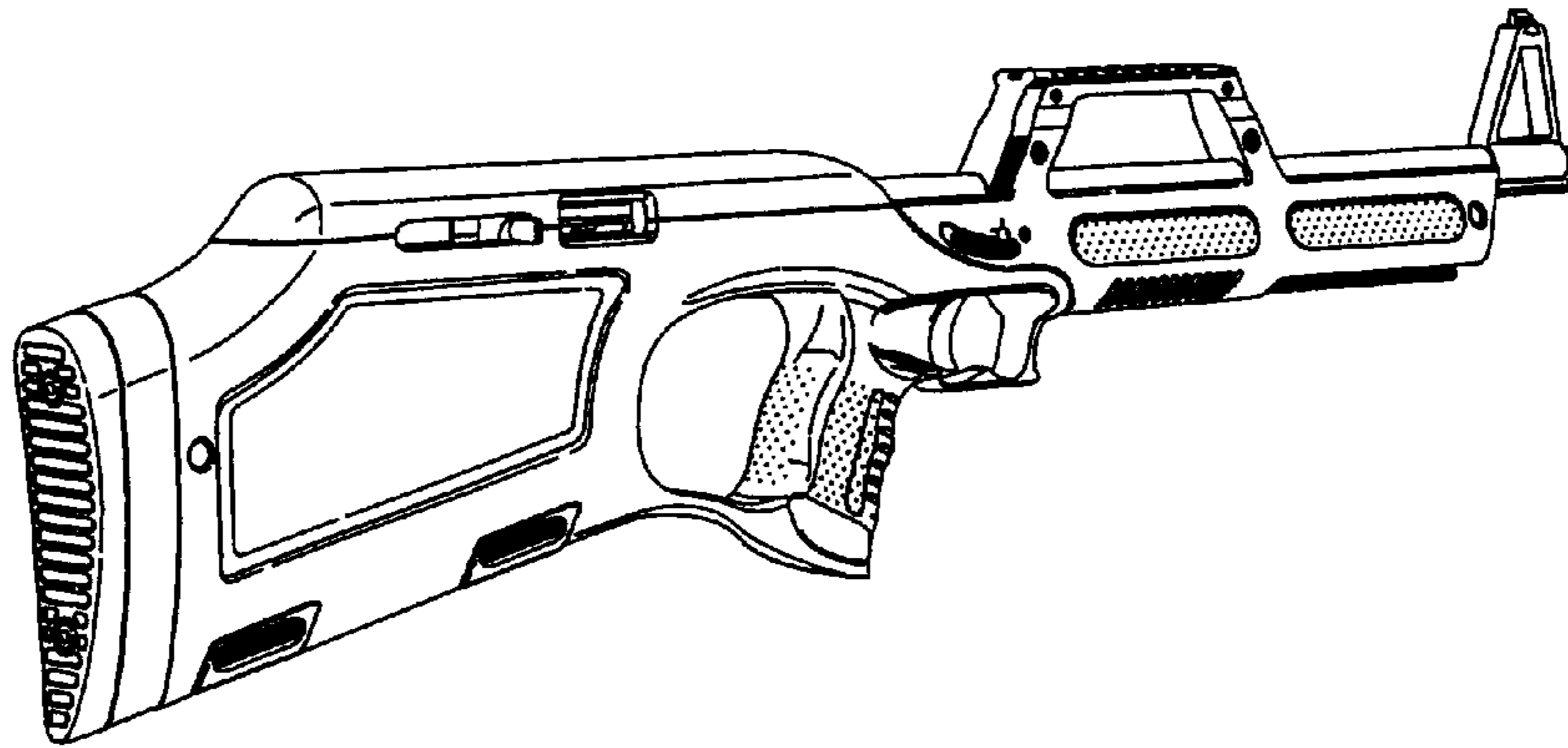


FIG. 1

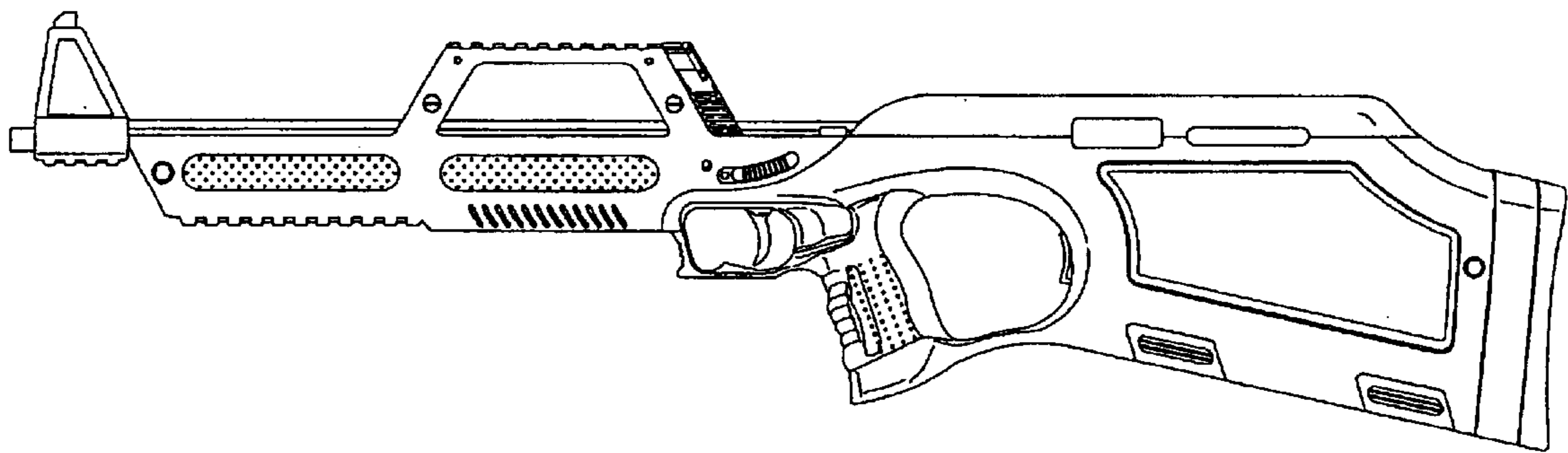


FIGURE 2

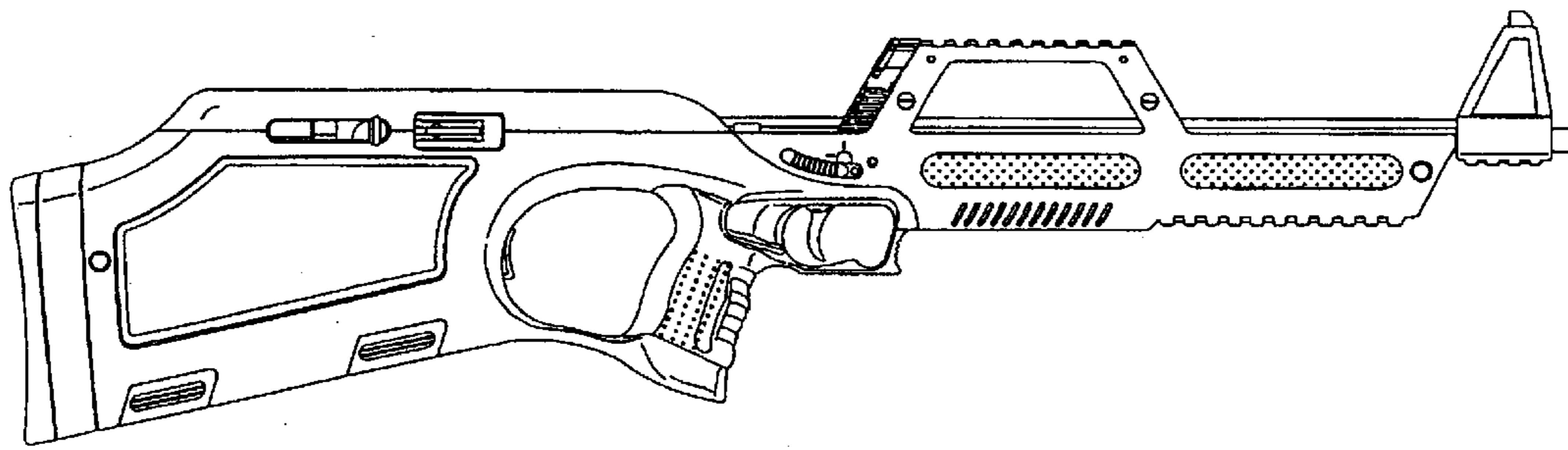


FIGURE 3

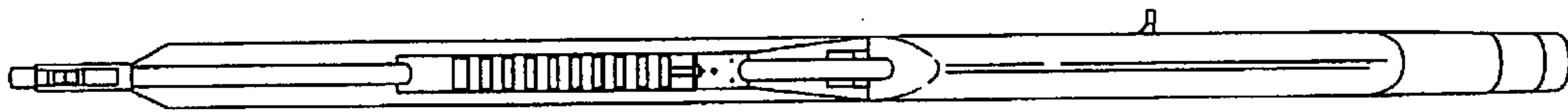


FIGURE 4

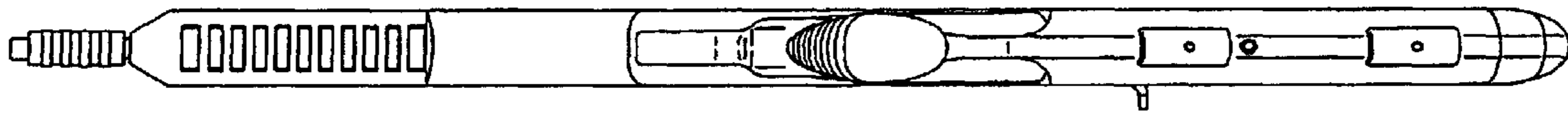

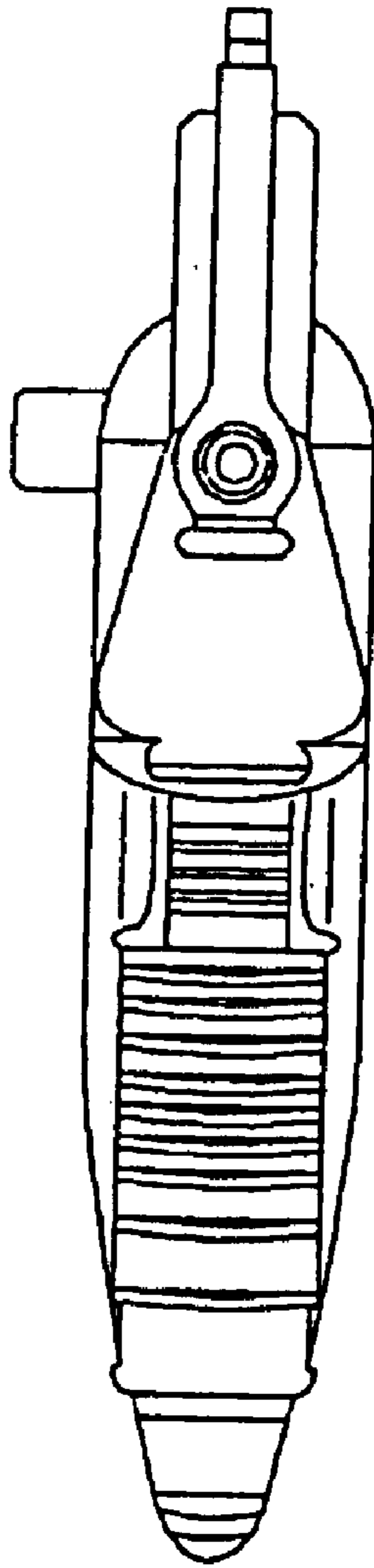


FIGURE 5



**FIG. 6**



**FIGURE 7**