



US00D523080S

(12) **United States Design Patent**  
**Balzer**

(10) **Patent No.:** **US D523,080 S**

(45) **Date of Patent:** **\*\* Jun. 13, 2006**

(54) **CHILDREN'S ACTIVITY SET**

(75) Inventor: **Jerold Bruce Balzer**, San Francisco,  
CA (US)

(73) Assignee: **Artistic Studios, Ltd.**, San Francisco,  
CA (US)

(\*\*) Term: **14 Years**

(21) Appl. No.: **29/215,257**

(22) Filed: **Oct. 15, 2004**

(51) **LOC (8) Cl.** ..... **19-06**

(52) **U.S. Cl.** ..... **D19/36; D21/469; D19/88**

(58) **Field of Classification Search** ..... D3/206;  
D6/406.6, 509; D19/36, 52, 78, 87, 88, 90,  
D19/91; D20/10, 42; D21/468, 469, 470,  
D21/471, 472, 473, 474, 475, 476; 40/1,  
40/124.01, 611.02; 434/85, 408, 409, 415,  
434/417, 421, 422, 425, 428; 446/146

See application file for complete search history.

(56) **References Cited**

**U.S. PATENT DOCUMENTS**

D247,441 S	*	3/1978	Kroll	.....	D19/36
D279,489 S	*	7/1985	Mak	.....	D21/469
D345,177 S	*	3/1994	Mak	.....	D21/469
D356,335 S	*	3/1995	Mak	.....	D19/52
D356,824 S	*	3/1995	Mak	.....	D19/52
D359,509 S	*	6/1995	Fei	.....	D19/52

5,820,385 A	*	10/1998	Ohashi et al.	.....	434/409
D414,806 S	*	10/1999	Bianco	.....	D19/52
D415,531 S	*	10/1999	Schultz	.....	D19/88
5,997,309 A	*	12/1999	Metheny et al.	.....	434/409
D433,451 S	*	11/2000	Schultz	.....	D19/88
6,183,262 B1	*	2/2001	Tseng	.....	434/409
6,244,180 B1	*	6/2001	Winston	.....	101/405
6,764,241 B1	*	7/2004	Tower	.....	402/20
2003/0104343 A1	*	6/2003	Rehkemper et al.	.....	434/85

\* cited by examiner

*Primary Examiner*—Caron D. Veynar

*Assistant Examiner*—Elizabeth Albert

(74) *Attorney, Agent, or Firm*—Patton Boggs LLP

(57) **CLAIM**

The ornamental design for a children's activity set, as shown and described.

**DESCRIPTION**

FIG. 1 is a front view of a children's activity set showing the new design;

FIG. 2 is a perspective view thereof;

FIG. 3 is a back view thereof;


FIG. 4 is a left side view thereof, shown without the spiral notebook for convenience of illustration;

FIG. 5 is a right side view thereof;

FIG. 6 is a top plan view thereof; and,

FIG. 7 is a bottom plan view thereof.

**1 Claim, 5 Drawing Sheets**






FIG. 1


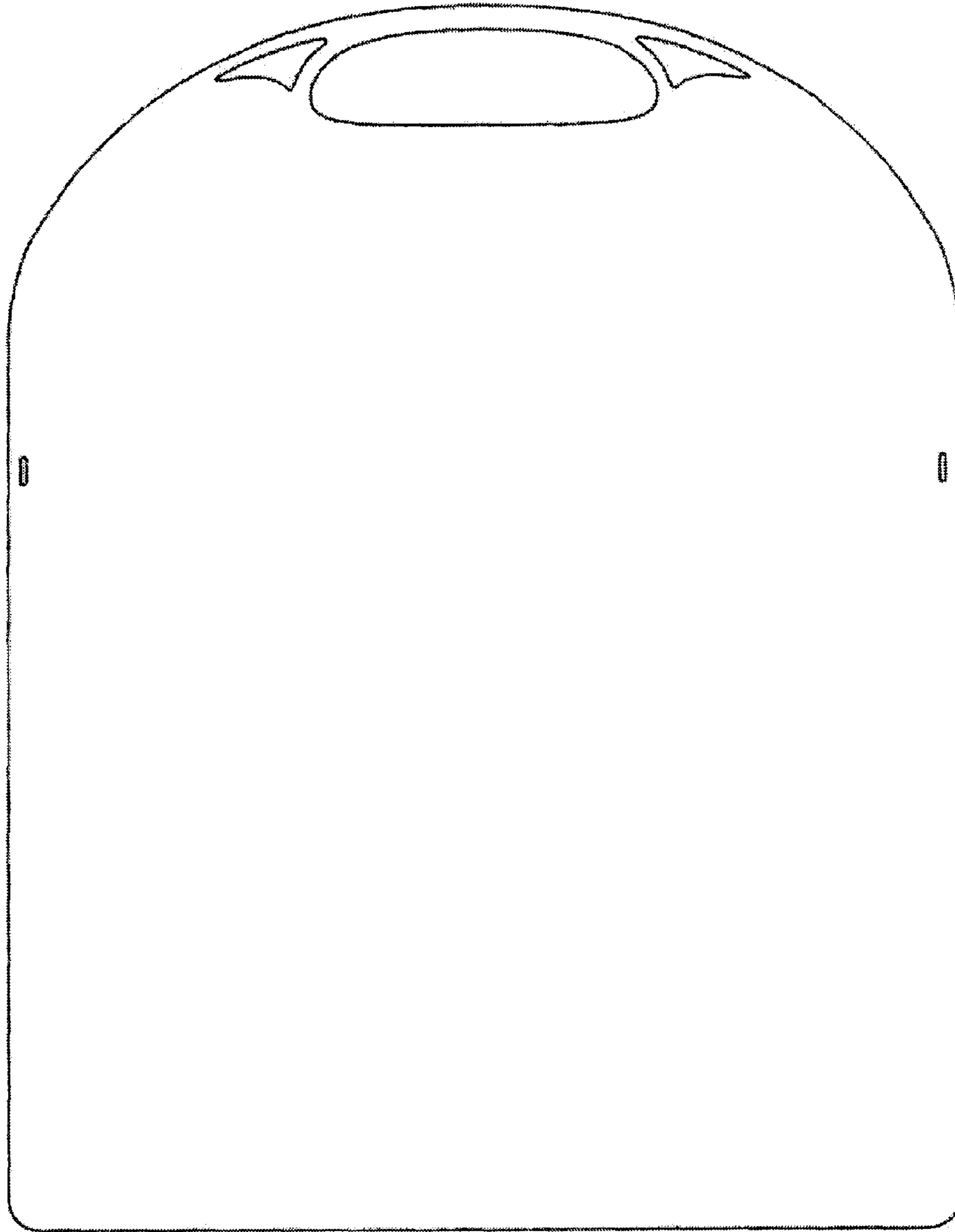


FIG. 2



**FIG. 3**




**FIG. 4**



**FIG. 5**



**FIG. 6**



**FIG. 7**