



US00D523076S

(12) **United States Design Patent**
Lauer et al.

(10) **Patent No.:** **US D523,076 S**
(45) **Date of Patent:** **** Jun. 13, 2006**

(54) **FINANCIAL TRANSACTION CARD**

(75) Inventors: **Amy Lauer**, Hopkins, MN (US); **John Mayhew**, St. Paul, MN (US)

(73) Assignee: **Target Brands, Inc.**, Minneapolis, MN (US)

(**) Term: **14 Years**

(21) Appl. No.: **29/215,382**

(22) Filed: **Oct. 18, 2004**

(51) **LOC (8) Cl.** **19-08**

(52) **U.S. Cl.** **D19/9**

(58) **Field of Classification Search** D19/9-11;
D14/436-438; D20/20, 27, 40; 283/82; 235/380
See application file for complete search history.

(56) **References Cited**

U.S. PATENT DOCUMENTS

5,125,175	A	6/1992	Huff, Jr.	
5,462,006	A	10/1995	Thiruppathi	
D389,181	S	1/1998	Fernandes et al.	
5,704,646	A	1/1998	Tzeng	
5,850,912	A	12/1998	Ganser et al.	
D457,556	S	5/2002	Hochschild	
6,484,425	B1	11/2002	Hirsch	
D474,234	S	5/2003	Nelms et al.	
D490,103	S	* 5/2004	Rangel et al. D10/10

D498,761	S	* 11/2004	Hart et al. D14/436
D499,101	S	* 11/2004	Hart et al. D14/436
D509,243	S	* 9/2005	Hunter et al. D19/10
2002/0020740	A1	* 2/2002	Aarons 235/380
2003/0014891	A1	1/2003	Nelms et al.	

* cited by examiner

Primary Examiner—Robert A Delehanty

Assistant Examiner—Mark Cavanna

(74) *Attorney, Agent, or Firm*—Dicke, Billig & Czaja, PLLC

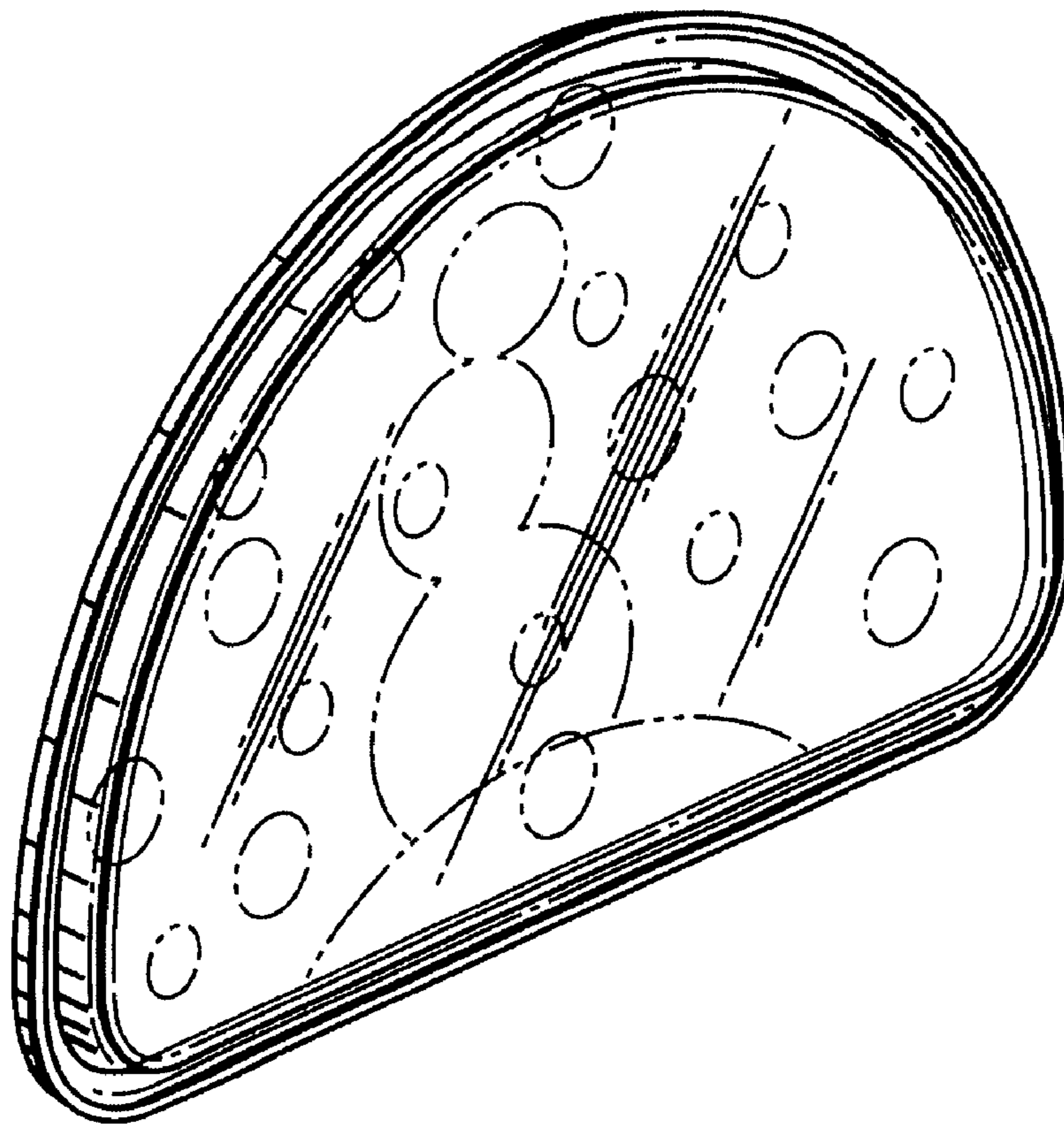
(57) **CLAIM**

The ornamental design for a financial transaction card, as shown and described.

DESCRIPTION

FIG. 1 is a isometric view of a financial transaction card showing our new design;
FIG. 2 is a front view thereof;
FIG. 3 is a rear view thereof;
FIG. 4 is a top view thereof;
FIG. 5 is a bottom view thereof; and,
FIG. 6 is a right side view thereof and the left side view being a mirror image of the right side.
The broken lines showing indicia and raised elements is for illustrative purposes only and forms no part of the claimed design.

1 Claim, 2 Drawing Sheets



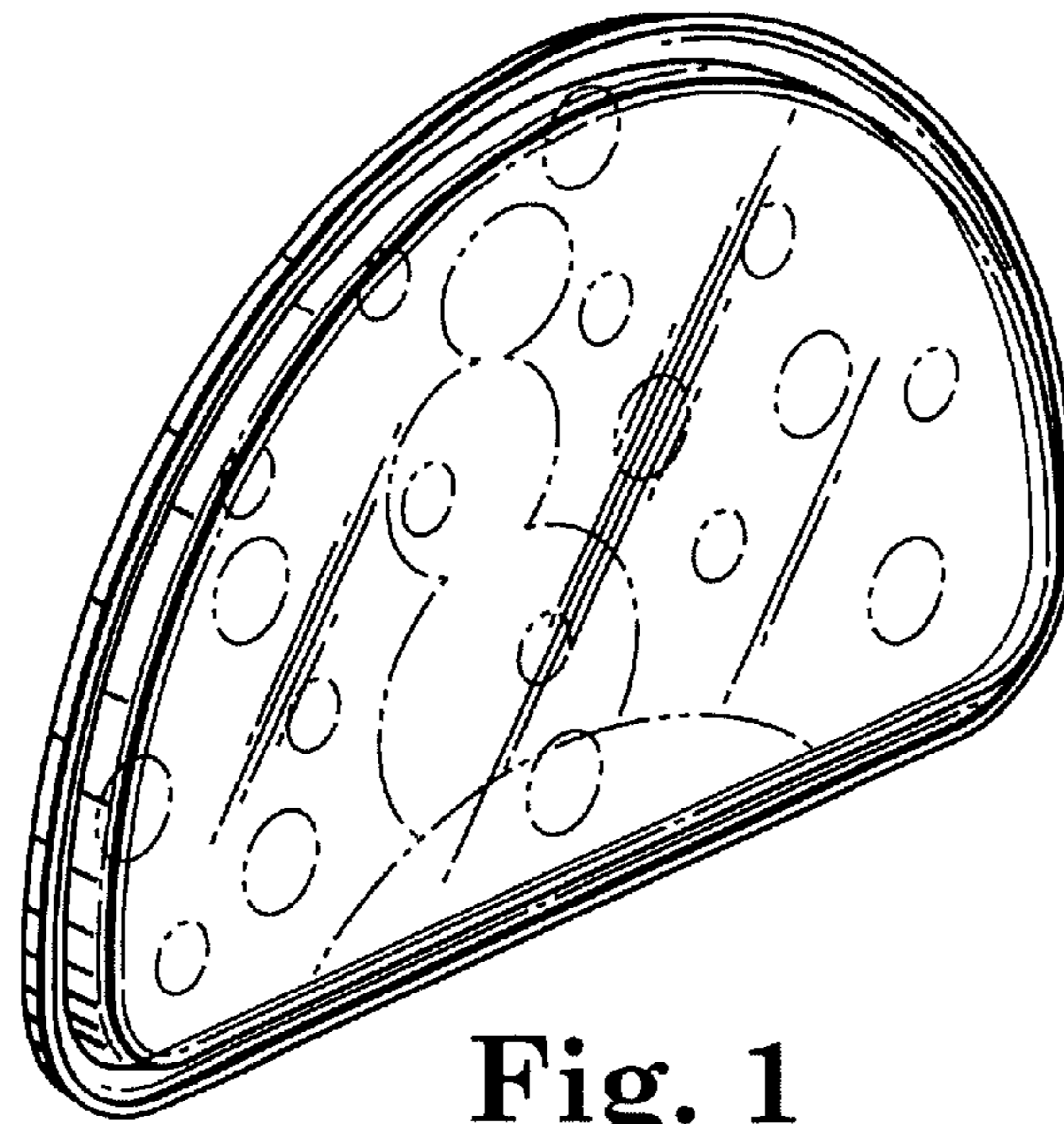


Fig. 1

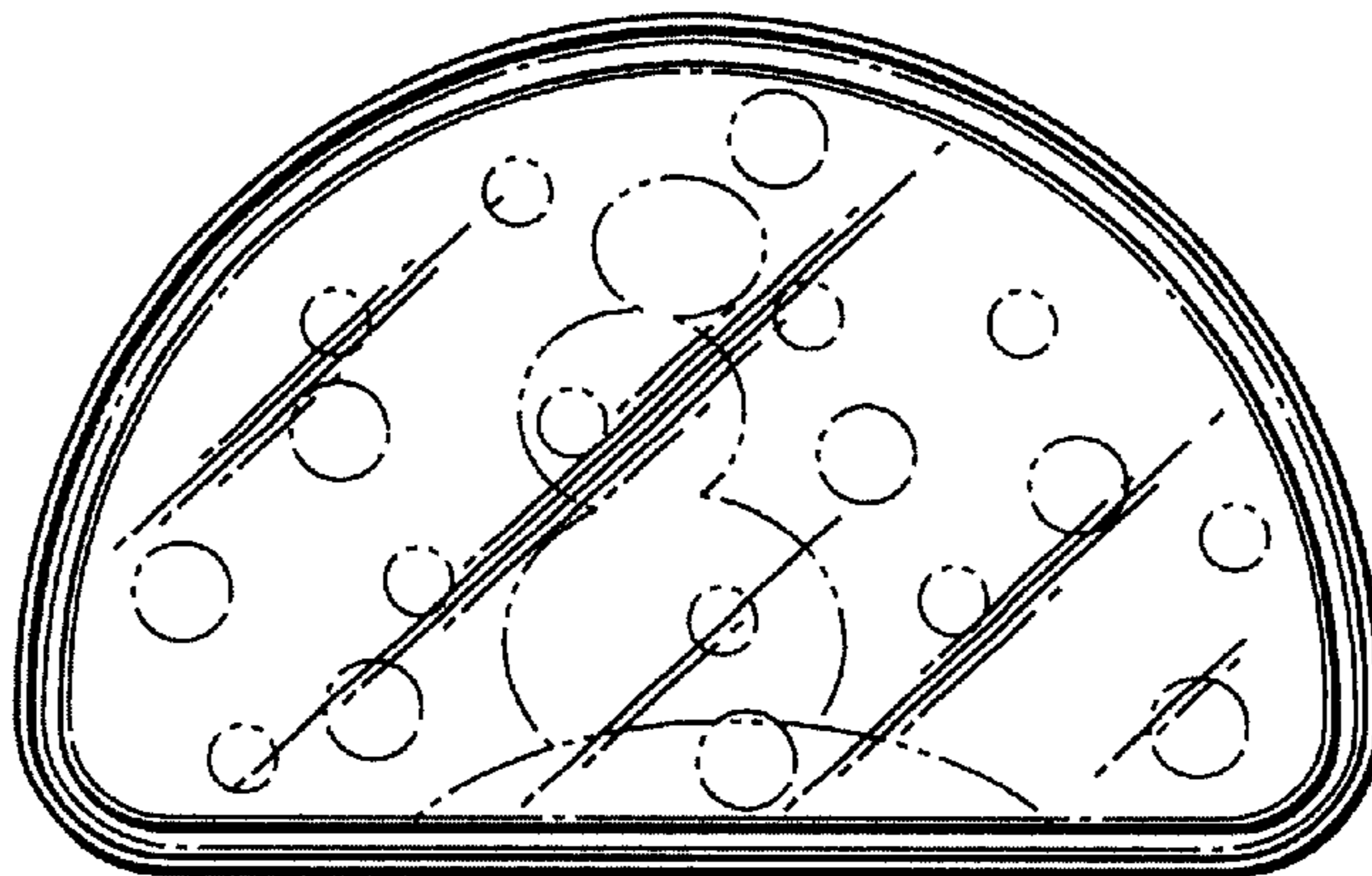


Fig. 2

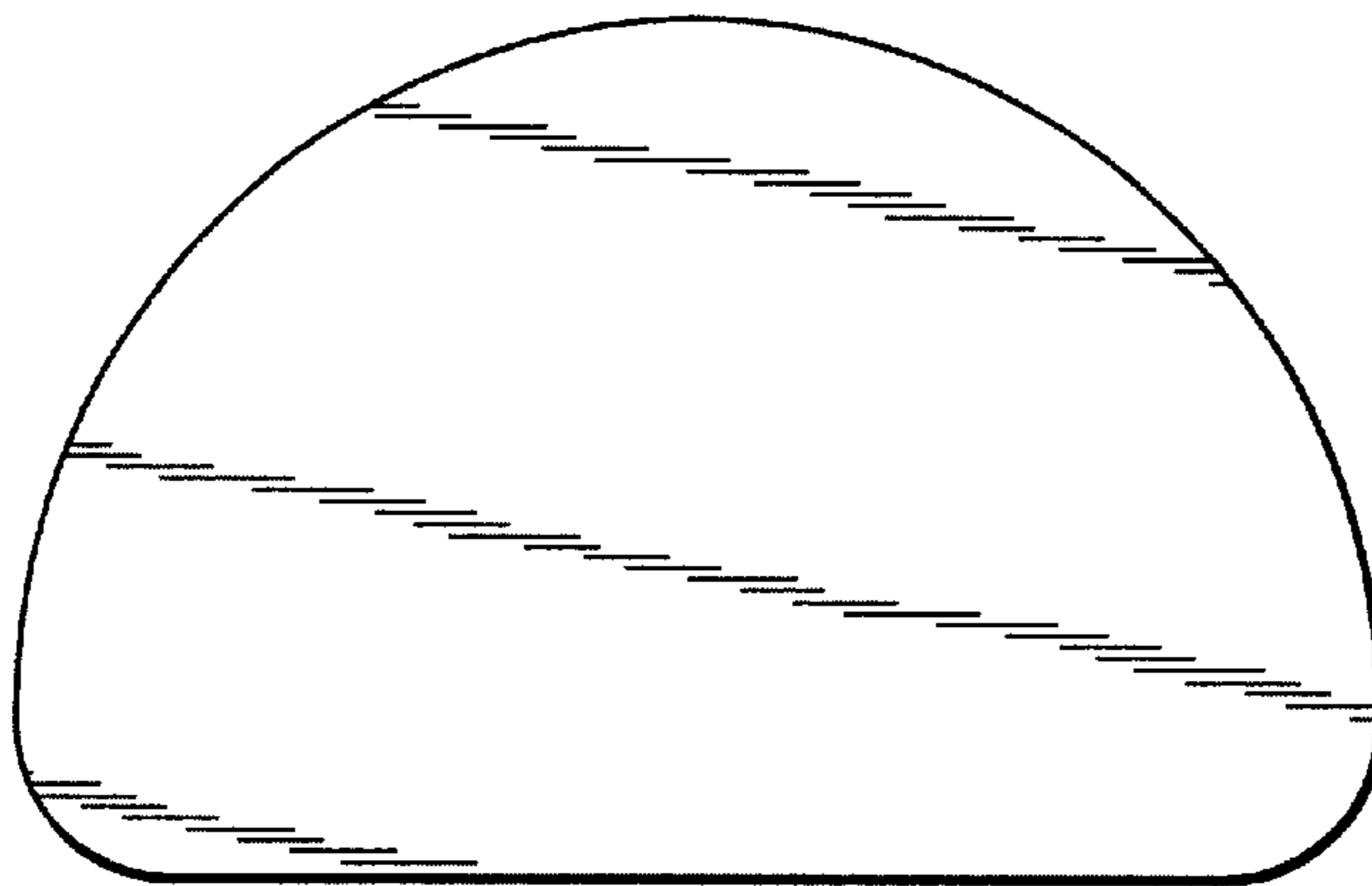


Fig. 3



Fig. 4



Fig. 5




Fig. 6