



US00D523032S

(12) **United States Design Patent**  
**Seo et al.**

(10) **Patent No.:** **US D523,032 S**  
(45) **Date of Patent:** **\*\* Jun. 13, 2006**

(54) **REFRIGERATOR**

(75) Inventors: **Woon Kyu Seo**, Seoul (KR); **Sang Min Yu**, Seoul (KR)

(73) Assignee: **LG Electronics Inc.**, Seoul (KR)

(\*\*) Term: **14 Years**

(21) Appl. No.: **29/235,392**

(22) Filed: **Aug. 2, 2005**

(30) **Foreign Application Priority Data**

Feb. 3, 2005 (KR) ..... 30-2005-0003822

(51) **LOC (8) Cl.** ..... **15-07**

(52) **U.S. Cl.** ..... **D15/86**

(58) **Field of Classification Search** ..... D15/79-81,  
D15/85, 86; 62/3.1, 3.6, 3.63, 3.64, 371,  
62/389-400, 440, 441, 457.1, 457.4, 459,  
62/467, 531; 312/236, 265.5, 352, 400-405  
See application file for complete search history.

(56) **References Cited**

**U.S. PATENT DOCUMENTS**

- D338,899 S \* 8/1993 Labree ..... D15/86
- 5,411,328 A \* 5/1995 You ..... 312/405
- D410,013 S \* 5/1999 Takasago et al. .... D15/86
- D410,473 S \* 6/1999 Higuchi et al. .... D15/86
- D411,211 S \* 6/1999 Higuchi et al. .... D15/80

- 6,193,340 B1 \* 2/2001 Schenker et al. .... 312/265.5
- D449,317 S \* 10/2001 Chang et al. .... D15/86
- D449,626 S \* 10/2001 Chang et al. .... D15/86
- D451,935 S \* 12/2001 Yang et al. .... D15/85
- D451,936 S \* 12/2001 Ma et al. .... D15/85
- D466,949 S \* 12/2002 Chang et al. .... D15/85
- D477,337 S \* 7/2003 Jiang et al. .... D15/85
- D488,321 S \* 4/2004 Perella et al. .... D6/434

\* cited by examiner

*Primary Examiner*—Nanda Bondade

*Assistant Examiner*—Shanda C. Hill

(74) *Attorney, Agent, or Firm*—Birch, Stewart, Kolasch, & Birch, LLP

(57) **CLAIM**

We claim the ornamental design for refrigerator, as shown and described.

**DESCRIPTION**

FIG. 1 is a perspective view of refrigerator showing the new design:

FIG. 2 is a front elevation view thereof;

FIG. 3 is a rear elevation view thereof;

FIG. 4 is a left-side elevation view thereof;

FIG. 5 is a right-side elevation view thereof;

FIG. 6 is a top plan view thereof; and,

FIG. 7 is a bottom plan view thereof.

**1 Claim, 4 Drawing Sheets**

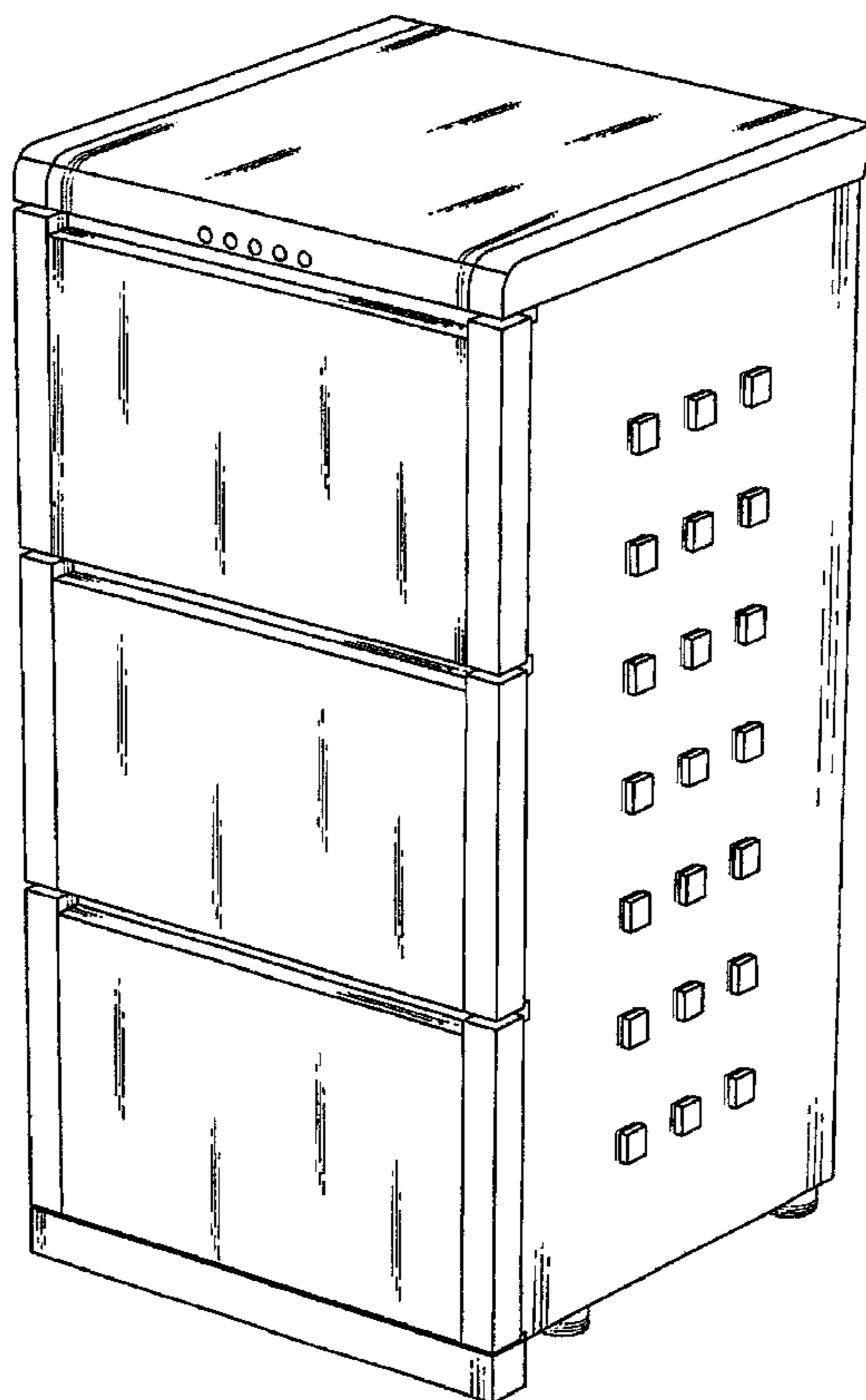


FIG. 1




FIG. 2

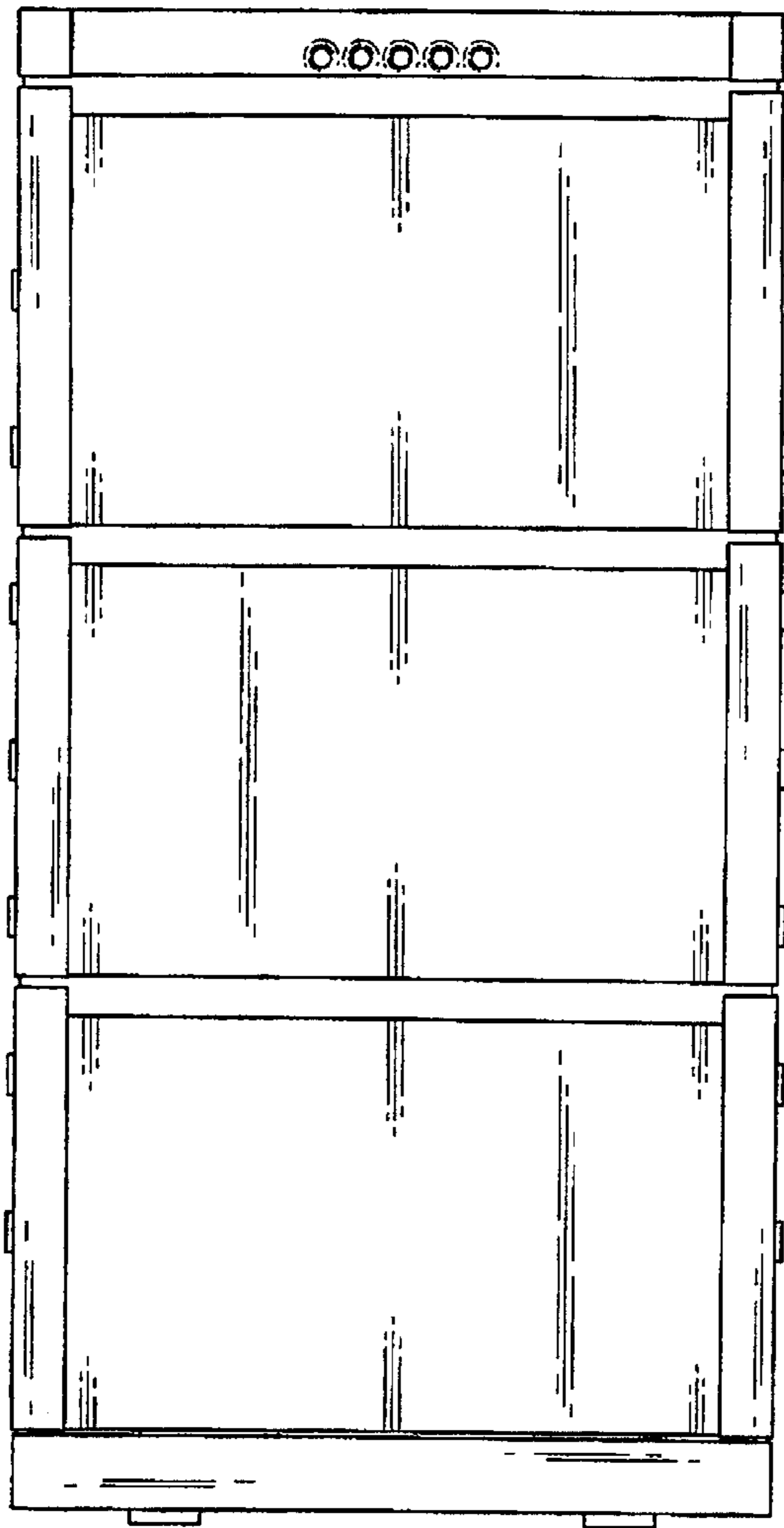


FIG. 3




FIG. 4

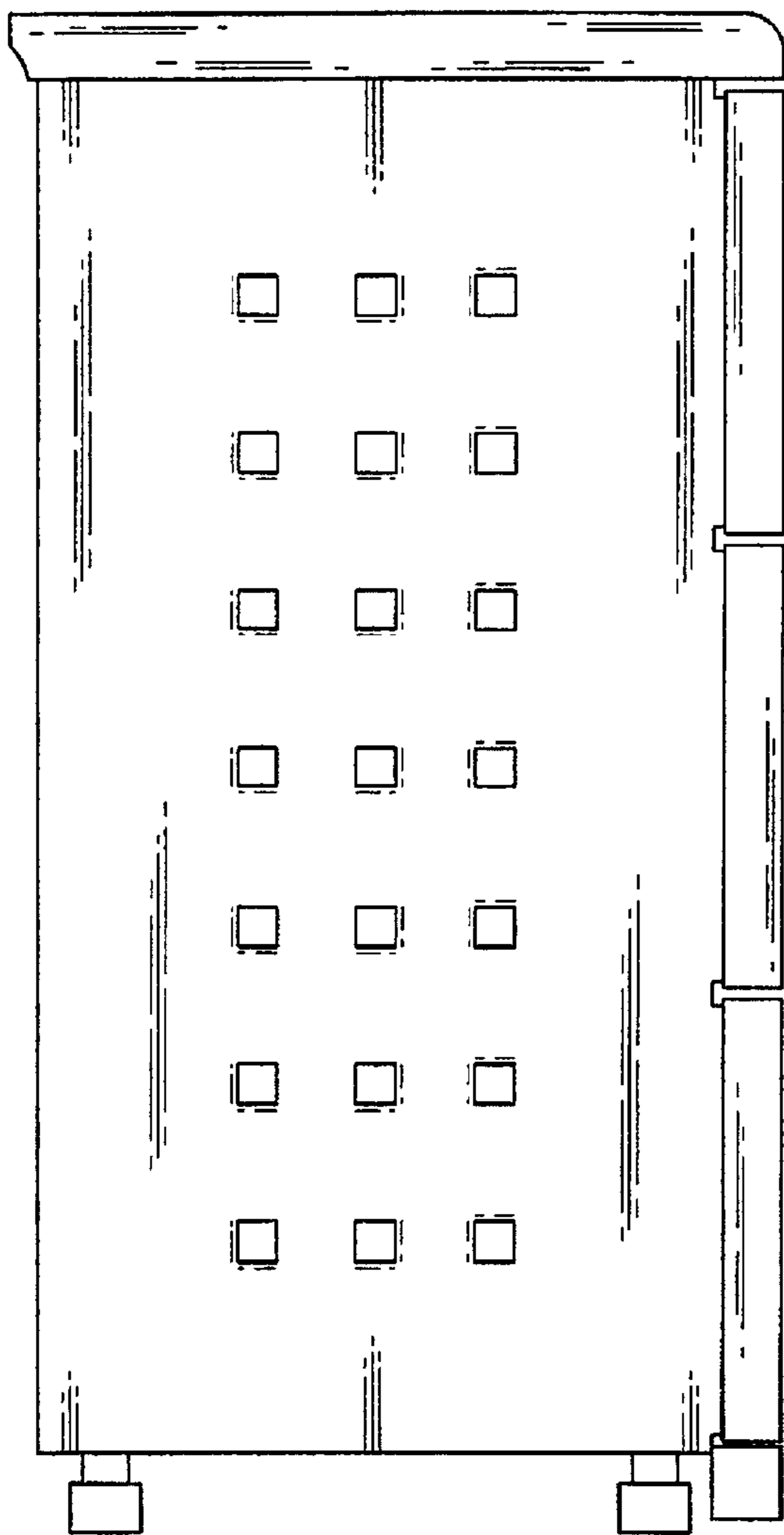


FIG. 5

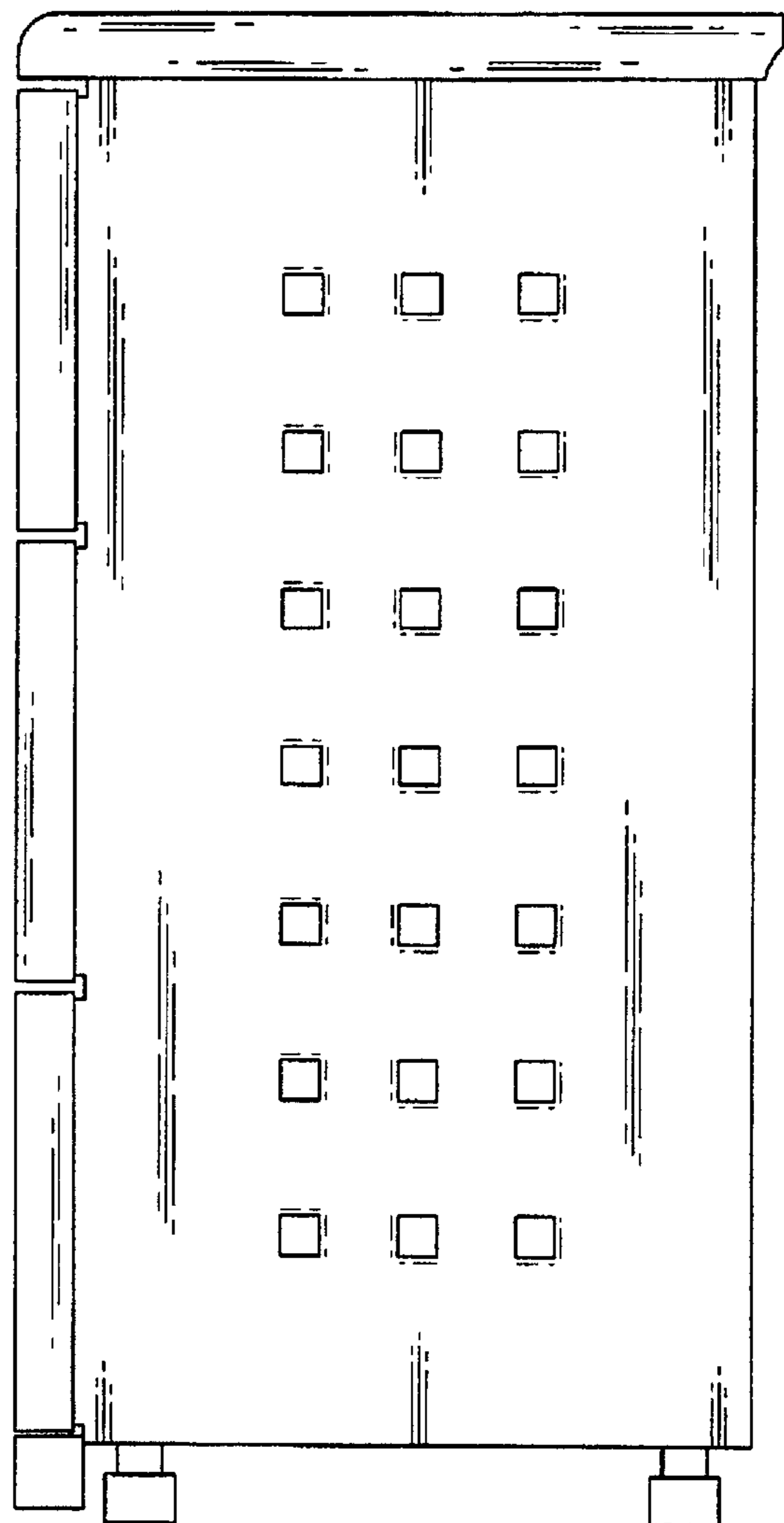


FIG. 6

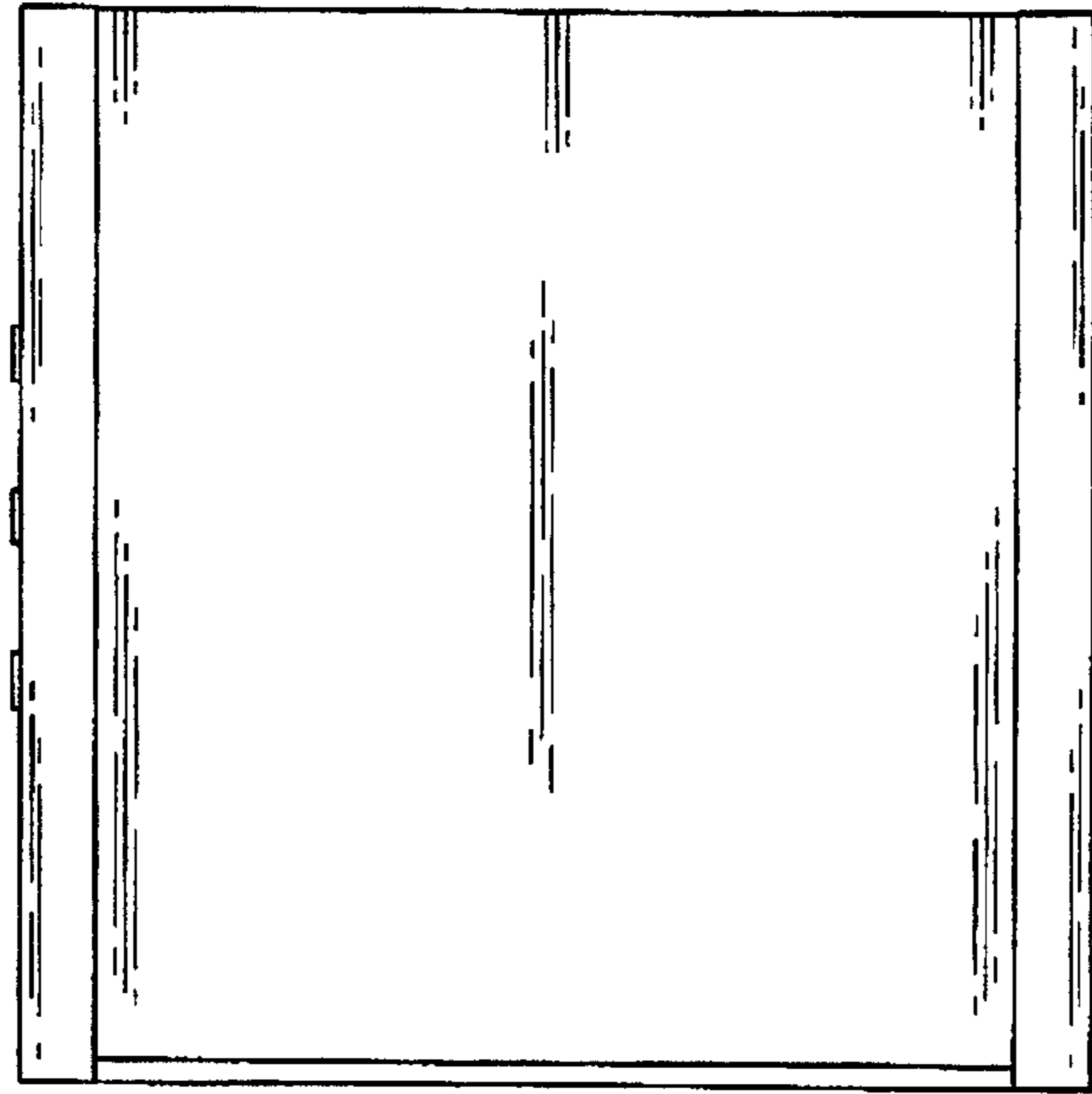


FIG. 7

