

US00D523029S

(12) **United States Design Patent**  
**Crawford et al.**

(10) **Patent No.:** **US D523,029 S**  
(45) **Date of Patent:** **\*\* Jun. 13, 2006**

(54) **CAB**  
(75) Inventors: **Patrick Lee Crawford**, Shawano, WI (US); **Patrick James Crawford**, Shawano, WI (US); **John H. Lambert**, Shawano, WI (US)  
(73) Assignee: **TimberPro Inc.**, Shawano, WI (US)  
(\*\*) Term: **14 Years**  
(21) Appl. No.: **29/240,070**  
(22) Filed: **Oct. 7, 2005**  
(51) **LOC (8) Cl.** ..... **15-03**  
(52) **U.S. Cl.** ..... **D15/30**  
(58) **Field of Classification Search** ..... D15/10, D15/15, 22-26, 28, 30, 33; D12/96; D34/37; 180/89.1, 900, 89.12, 311, 89.13; 296/190, 296/204, 190.01, 190.03, 181.1; 414/680, 414/685, 687, 688, 694  
See application file for complete search history.

D292,632 S \* 11/1987 Lich ..... D34/37  
5,096,253 A \* 3/1992 Jo et al. .... 296/190.1  
5,273,340 A \* 12/1993 Nelson et al. .... 296/190.08  
D366,267 S \* 1/1996 Lepoix ..... D15/30  
D389,984 S \* 1/1998 Johansson ..... D34/37  
D391,273 S \* 2/1998 Linder ..... D15/30  
D394,069 S \* 5/1998 Muranen ..... D15/30  
D398,616 S \* 9/1998 Kwak et al. .... D15/30  
D427,612 S \* 7/2000 Shim ..... D15/23  
D432,145 S \* 10/2000 Kraft et al. .... D15/30  
D433,689 S \* 11/2000 Kraft et al. .... D15/30  
D455,763 S \* 4/2002 Brandenburg et al. .... D15/30  
D463,461 S \* 9/2002 Yanagida et al. .... D15/30  
D463,462 S \* 9/2002 Yanagida et al. .... D15/30  
D463,807 S \* 10/2002 Tamaru et al. .... D15/30  
D471,213 S \* 3/2003 Kwak et al. .... D15/30  
D481,044 S \* 10/2003 Tokach et al. .... D15/30  
6,669,272 B1 \* 12/2003 Ayabe et al. .... 296/190.08  
D505,432 S \* 5/2005 Antonetti ..... D15/30

OTHER PUBLICATIONS

TimberPro LLC, TimberPro T800 “E” Series brochure, date unavailable.  
TimberPro LLC, TimberPro TB620–E brochure, date unavailable.

\* cited by examiner

*Primary Examiner*—Mitchell Siegel  
*Assistant Examiner*—Mark Goodwin  
(74) *Attorney, Agent, or Firm*—Alan D. Kamrath; Nikolai & Mersereau, P.A.

(56) **References Cited**

U.S. PATENT DOCUMENTS

2,414,573 A 1/1947 Wagner et al. .... 212/70  
3,238,981 A 3/1966 Larson et al. .... 144/34  
3,269,436 A 8/1966 Moore ..... 144/3  
3,477,588 A 11/1969 Reischl ..... 212/55  
3,498,350 A 3/1970 Maradyn ..... 144/309  
3,575,222 A 4/1971 Tucek ..... 144/34  
3,601,169 A 8/1971 Hamilton et al. .... 144/34 R  
3,708,000 A 1/1973 Duffty et al. .... 144/3 D  
3,720,245 A 3/1973 Puna ..... 144/3 D  
3,727,653 A 4/1973 Tucek ..... 144/34 E  
3,763,905 A 10/1973 Hamilton et al. .... 144/3 D  
3,807,586 A 4/1974 Holopainen ..... 214/138 R  
3,977,547 A 8/1976 Holopainen ..... 214/131 R  
3,981,336 A 9/1976 Levesque ..... 144/3 D  
D249,523 S \* 9/1978 Segales ..... D15/30  
4,326,571 A 4/1982 Crawford ..... 144/34 E  
4,365,927 A 12/1982 Schenck ..... 414/729  
4,459,061 A 7/1984 Klement ..... 403/163  
4,565,486 A 1/1986 Crawford et al. .... 414/729  
4,583,908 A 4/1986 Crawford ..... 414/694  
D288,206 S \* 2/1987 Moscovitch ..... D15/30

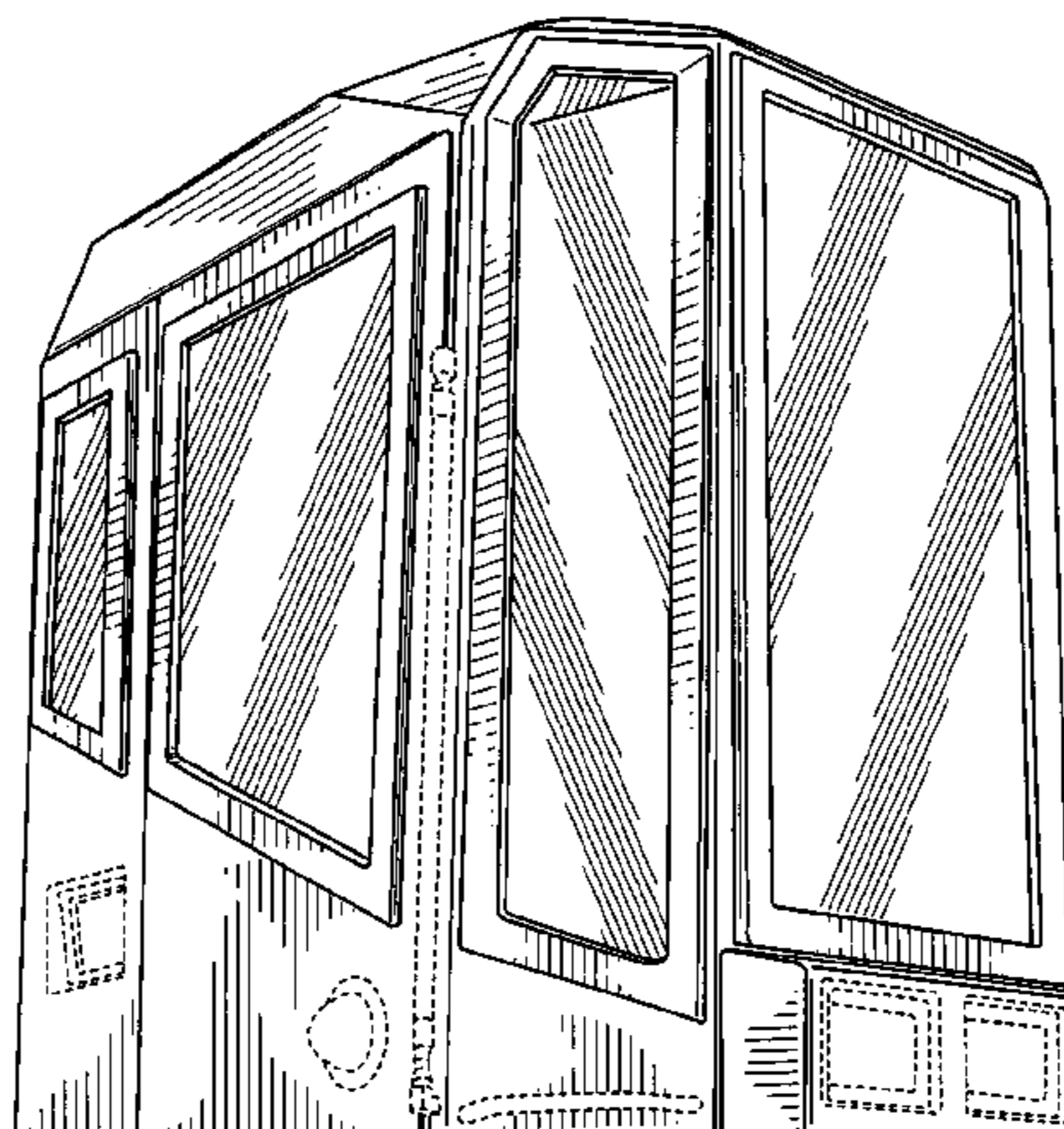
(57) **CLAIM**


The ornamental design for a cab, as shown and described.

**DESCRIPTION**

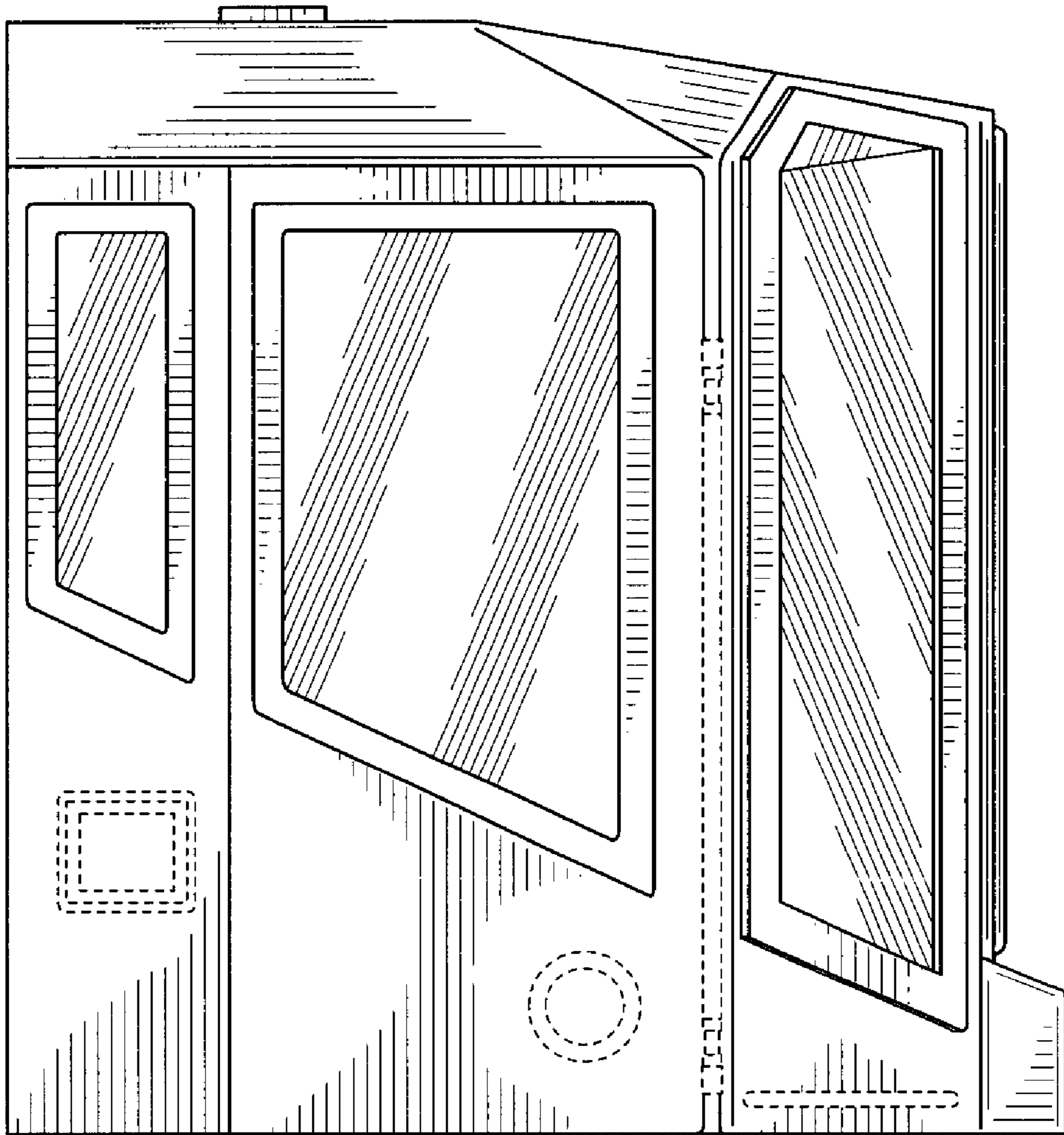
FIG. 1 is a perspective view of a cab showing our design; FIG. 2 is a left elevational view thereof; FIG. 3 is a right elevational view thereof; FIG. 4 is a front elevational view thereof; FIG. 5 is a rear elevational view thereof; and, FIG. 6 is a top plan view thereof, with no ornamentation being claimed for a bottom plan thereof. The phantom lines being for illustrative purposes only and forming no part of the claimed design.

**1 Claim, 6 Drawing Sheets**

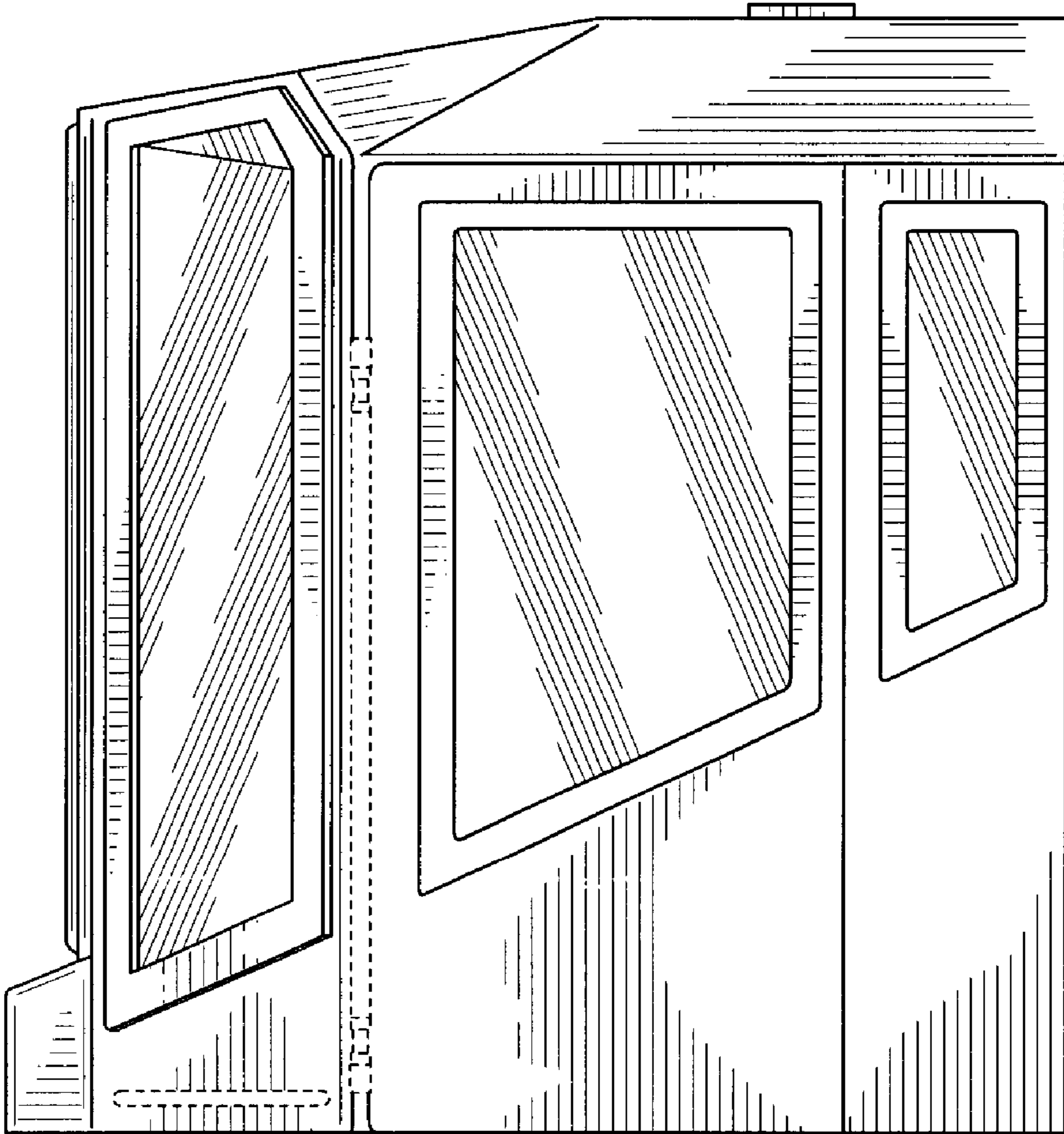




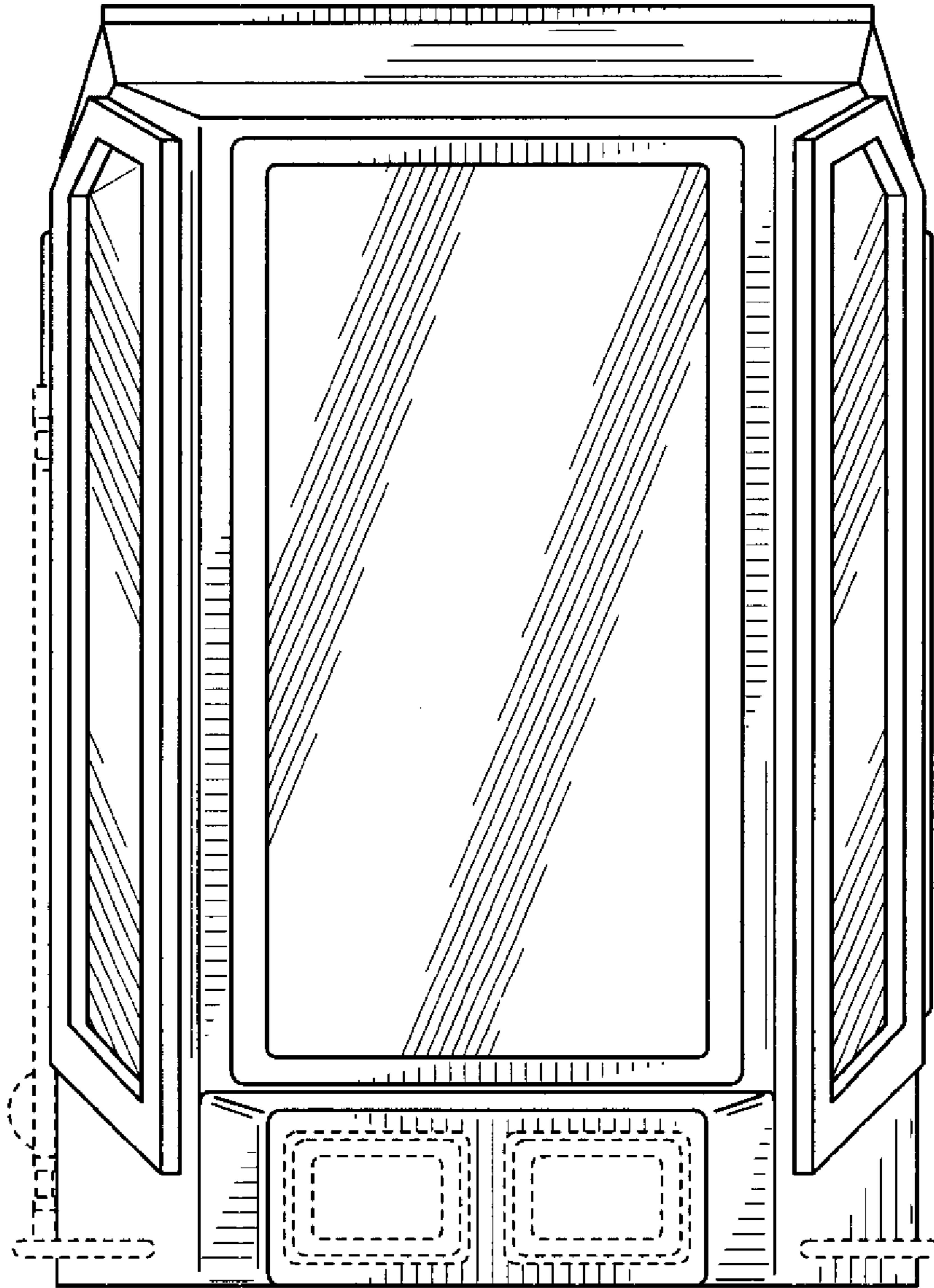
**FIG. 1**




**FIG. 2**



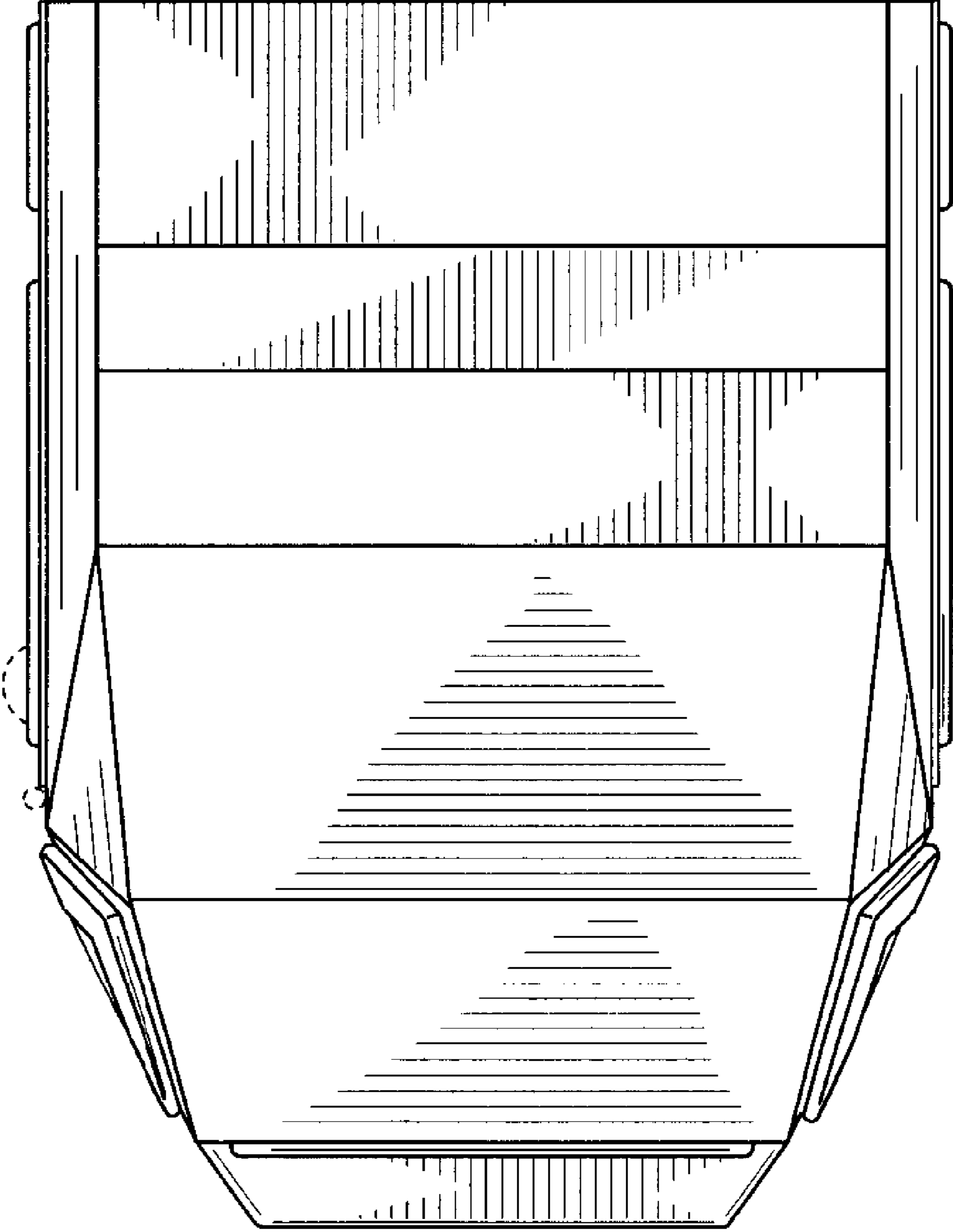
**FIG. 3**



**FIG. 4**



**FIG. 5**



**FIG. 6**