



US00D523009S

(12) **United States Design Patent** (10) **Patent No.:** **US D523,009 S**
Lodato et al. (45) **Date of Patent:** **** Jun. 13, 2006**

(54) **CRADLE FOR A COMMUNICATION DEVICE**

(75) Inventors: **Franco Lodato**, Weston, FL (US); **Sean N. Davie**, Lawrenceville, GA (US); **Nicolas E. Guyot**, Pompano Beach, FL (US); **Matthew D. Thomas**, Atlanta, GA (US)

(73) Assignee: **Motorola, Inc.**, Schaumburg, IL (US)

(**) Term: **14 Years**

(21) Appl. No.: **29/237,534**

(22) Filed: **Aug. 31, 2005**

(51) **LOC (8) Cl.** **14-03**

(52) **U.S. Cl.** **D14/253**

(58) **Field of Classification Search** D3/218;
D14/146, 251-253; 248/160, 206.2, 274.1;
379/419, 426, 430, 446, 448, 449, 454, 455;
455/90.3, 575.1, 575.2, 575.6, 575.9

See application file for complete search history.

(56) **References Cited**

U.S. PATENT DOCUMENTS

D320,991 S	*	10/1991	Nagai et al.	D14/251
D354,961 S	*	1/1995	Richards et al.	D14/253
D379,819 S	*	6/1997	Kelley et al.	D14/253
D389,159 S	*	1/1998	Patterson et al.	D14/253
D412,910 S	*	8/1999	Peiker	D14/253
D425,908 S	*	5/2000	Collins	D14/253
D437,315 S	*	2/2001	Hunt	D14/253
D439,245 S	*	3/2001	Repp et al.	D14/253
6,229,893 B1	*	5/2001	Chen	379/454
6,282,289 B1	*	8/2001	James et al.	379/446
D458,219 S	*	6/2002	Ma	D13/110
D469,427 S	*	1/2003	Ma et al.	D14/253
D471,907 S	*	3/2003	Peiker	D14/253
D472,896 S	*	4/2003	Peiker	D14/253

D479,228 S	*	9/2003	Sakaguchi et al.	D14/253
D481,033 S	*	10/2003	Peiker	D14/253
6,754,343 B1	*	6/2004	Lundstrom et al.	379/446
D494,964 S	*	8/2004	Lodato et al.	D14/253
D500,314 S	*	12/2004	Lodato et al.	D14/253
2002/0018559 A1	*	2/2002	Lundstrom et al.	379/455
2002/0176571 A1	*	11/2002	Louh	379/455
2002/0187816 A1	*	12/2002	Ou	455/569
2005/0135603 A1	*	6/2005	Stanford	379/454

FOREIGN PATENT DOCUMENTS

WO	DM/056880	*	6/2001
WO	DM/057018	*	6/2001
WO	DM/060249	*	4/2002
WO	DM/061143	*	6/2002

* cited by examiner

Primary Examiner—Jeffrey D. Asch

Assistant Examiner—C. J. Wright

(74) *Attorney, Agent, or Firm*—Design IP

(57) **CLAIM**

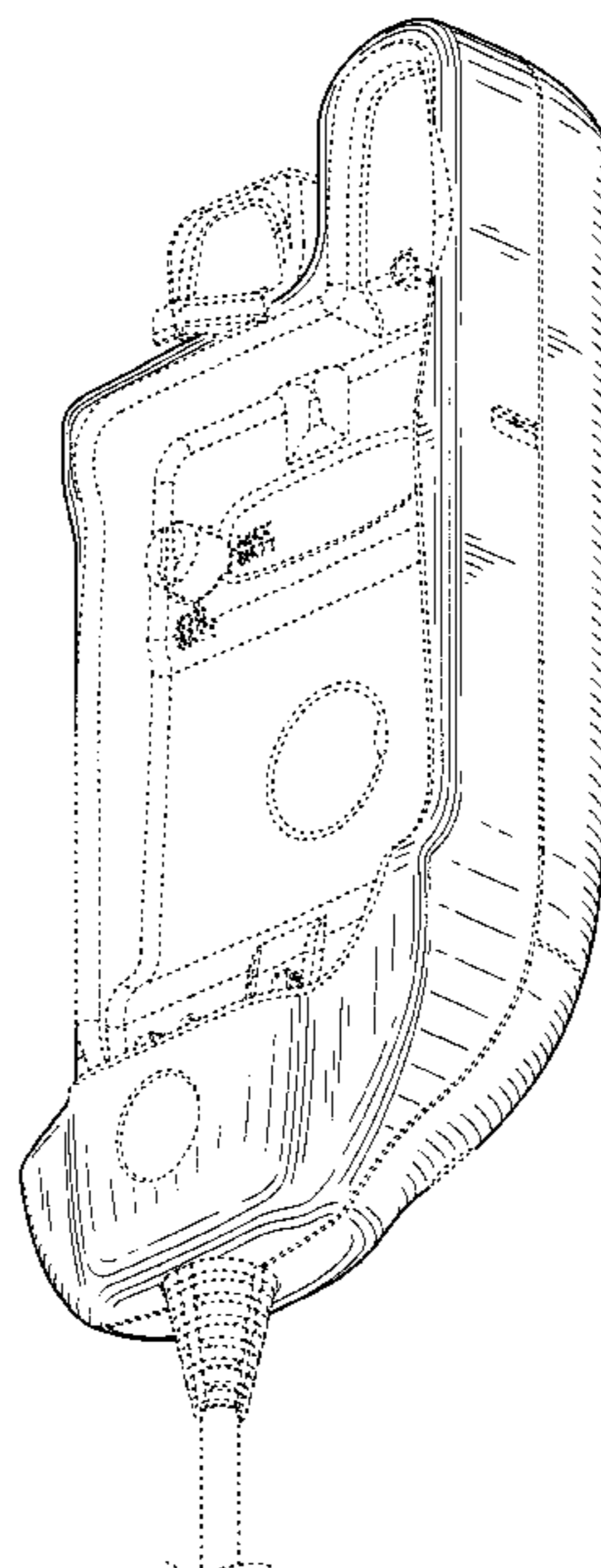
The ornamental design for a cradle for a communication device, as shown and described.

DESCRIPTION

FIG. 1 is an isometric view of an ornamental design for a cradle for a communication device showing our new design; FIG. 2 is a front orthographic view thereof; FIG. 3 is a rear orthographic view thereof; FIG. 4 is a left side orthographic view thereof; FIG. 5 is a right side orthographic view thereof; FIG. 6 is a top orthographic view thereof; and, FIG. 7 is a bottom orthographic view thereof.

The broken lines shown in FIGS. 1-7 are included for the purpose of illustrating environmental elements only and form no part of the claimed design.

1 Claim, 5 Drawing Sheets



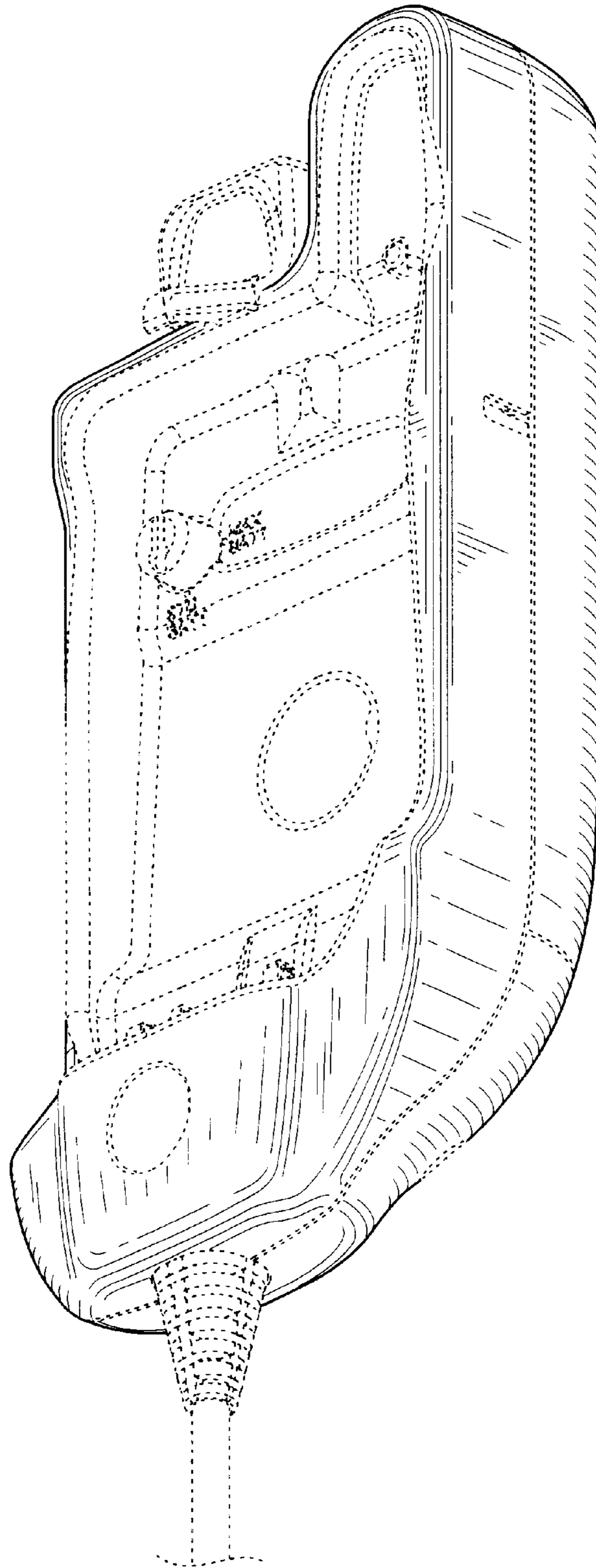


FIG. 1

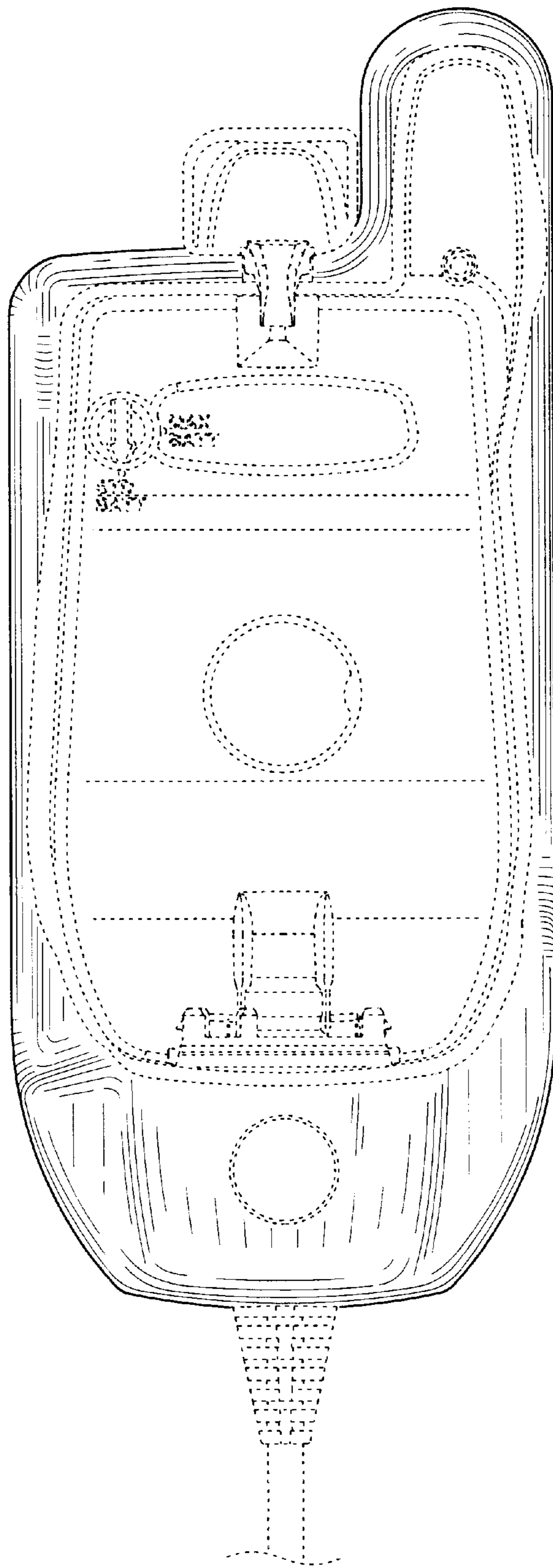


FIG. 2

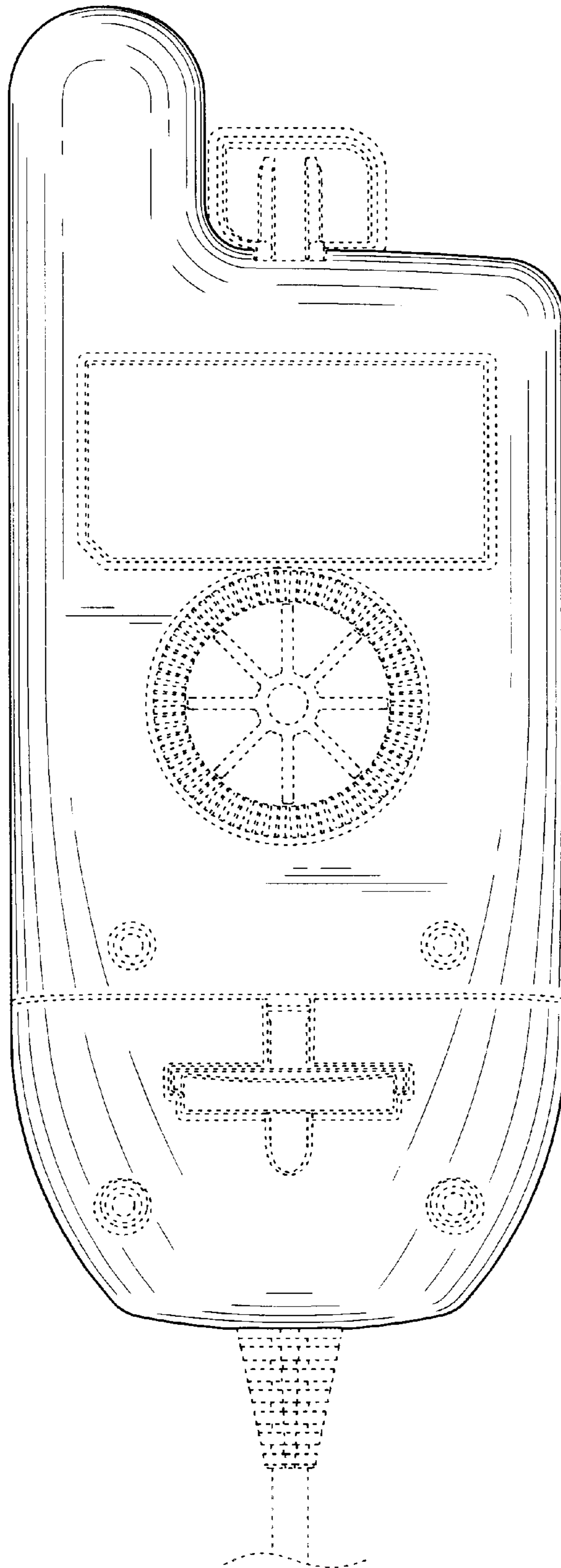


FIG. 3

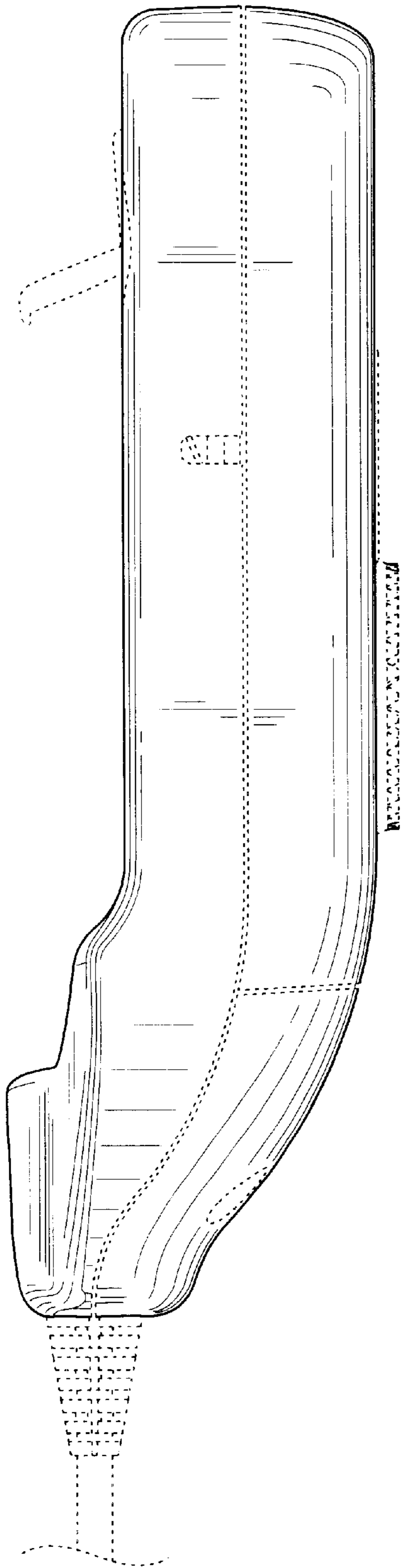


FIG. 4

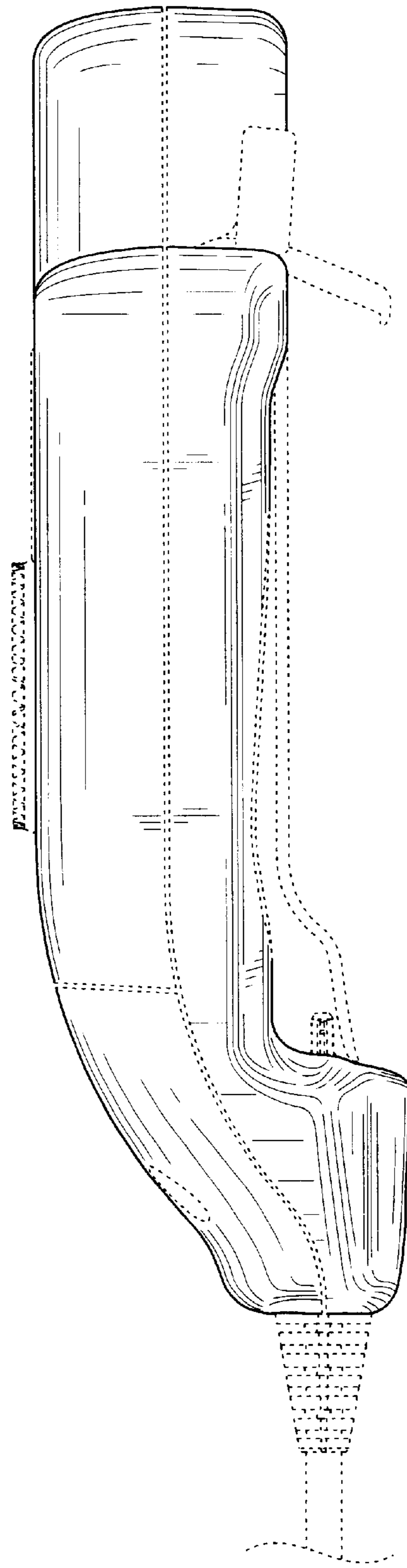


FIG. 5

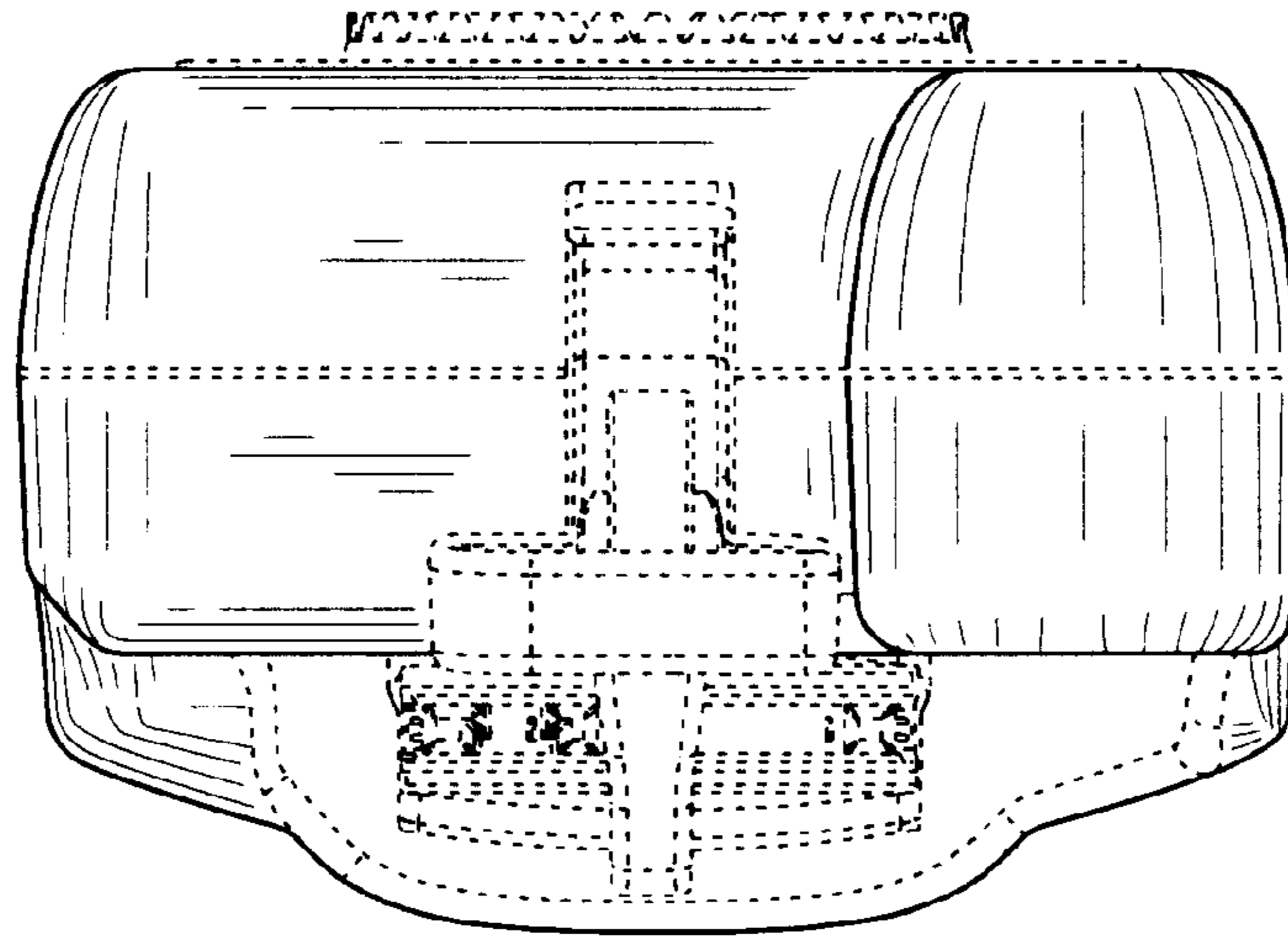


FIG. 6

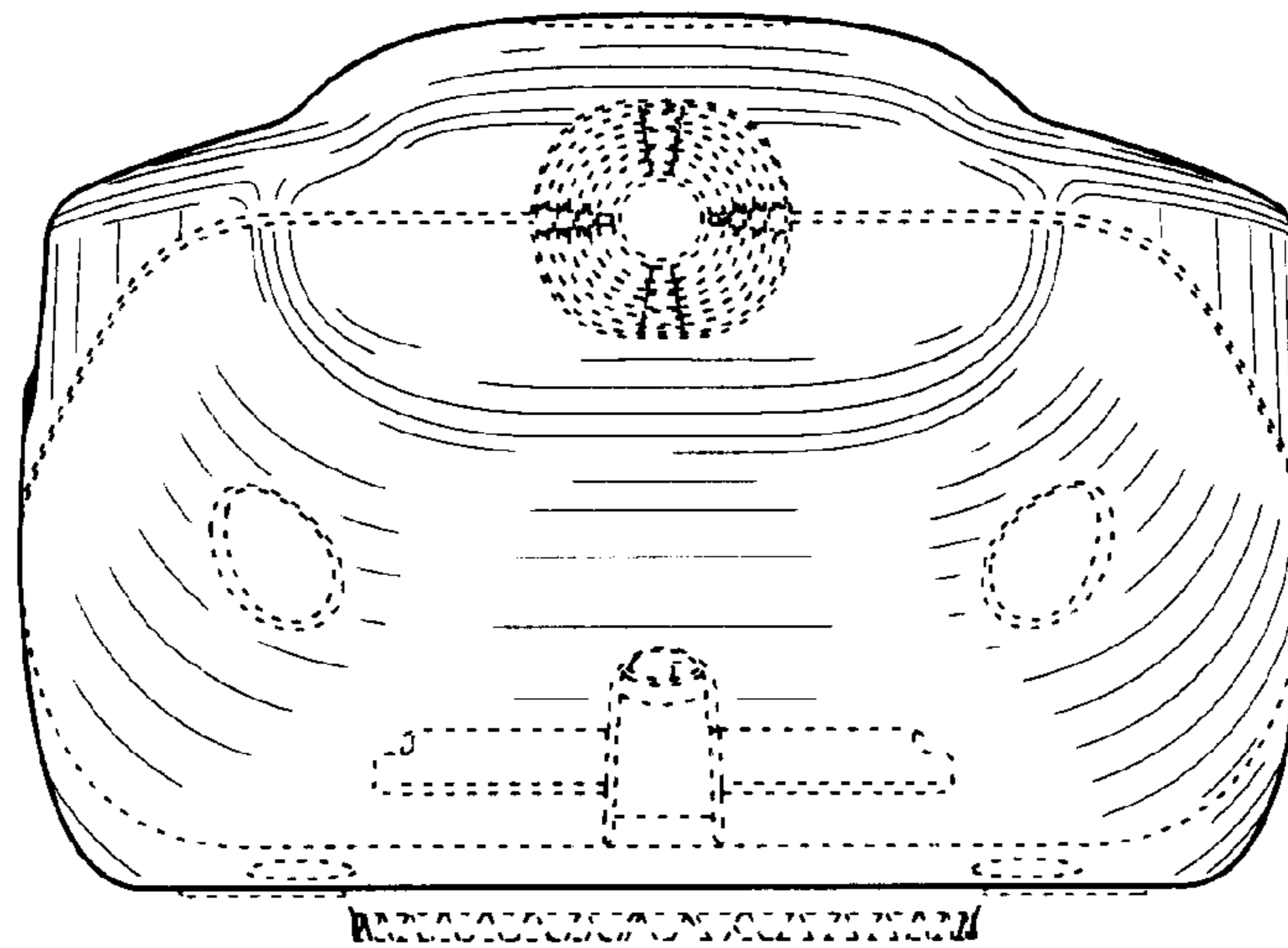


FIG. 7