



US00D522994S

(12) **United States Design Patent**
Bhakta

(10) **Patent No.:** **US D522,994 S**

(45) **Date of Patent:** **** Jun. 13, 2006**

(54) **CD PLAYER**

(75) Inventor: **Samir Bhakta**, Ofallon, MO (US)

(73) Assignee: **GPX, Inc.**, St. Louis, MO (US)

(**) Term: **14 Years**

(21) Appl. No.: **29/220,605**

(22) Filed: **Jan. 3, 2005**

(51) **LOC (8) Cl.** **14-01**

(52) **U.S. Cl.** **D14/156**

(58) **Field of Classification Search** D14/135-136,
D14/156-157, 160-165, 167-168, 192-198,
D14/188, 217, 257, 258, 445; 360/99.02,
360/99.07; 369/75.11, 75.21, 77.21, 77.11;
720/612, 619, 647, 655; 455/344, 347-351
See application file for complete search history.

(56) **References Cited**

U.S. PATENT DOCUMENTS

- D376,800 S * 12/1996 Shudo D14/197
- D405,082 S * 2/1999 Shibata D14/156
- D447,747 S * 9/2001 Ogden et al. D14/156

- D485,542 S * 1/2004 Wu et al. D14/136
- D486,133 S * 2/2004 Martinez et al. D14/156
- D498,740 S * 11/2004 Shiono D14/156

* cited by examiner

Primary Examiner—Nanda Bondade

(74) *Attorney, Agent, or Firm*—Gibbons, Del Deo, Dolan,
Griffinger & Vecchione

(57) **CLAIM**

The ornamental design for a CD player, as shown and described.

DESCRIPTION

FIG. 1 is a left side view of a CD player showing my new design;
FIG. 2 is a top view thereof;
FIG. 3 is a rear view thereof;
FIG. 4 is a front view thereof;
FIG. 5 is a right side view thereof; and,
FIG. 6 is a bottom view thereof.

The broken line showing on the drawing disclosure is for illustrative purposes only and forms no part of the claimed design.

1 Claim, 2 Drawing Sheets

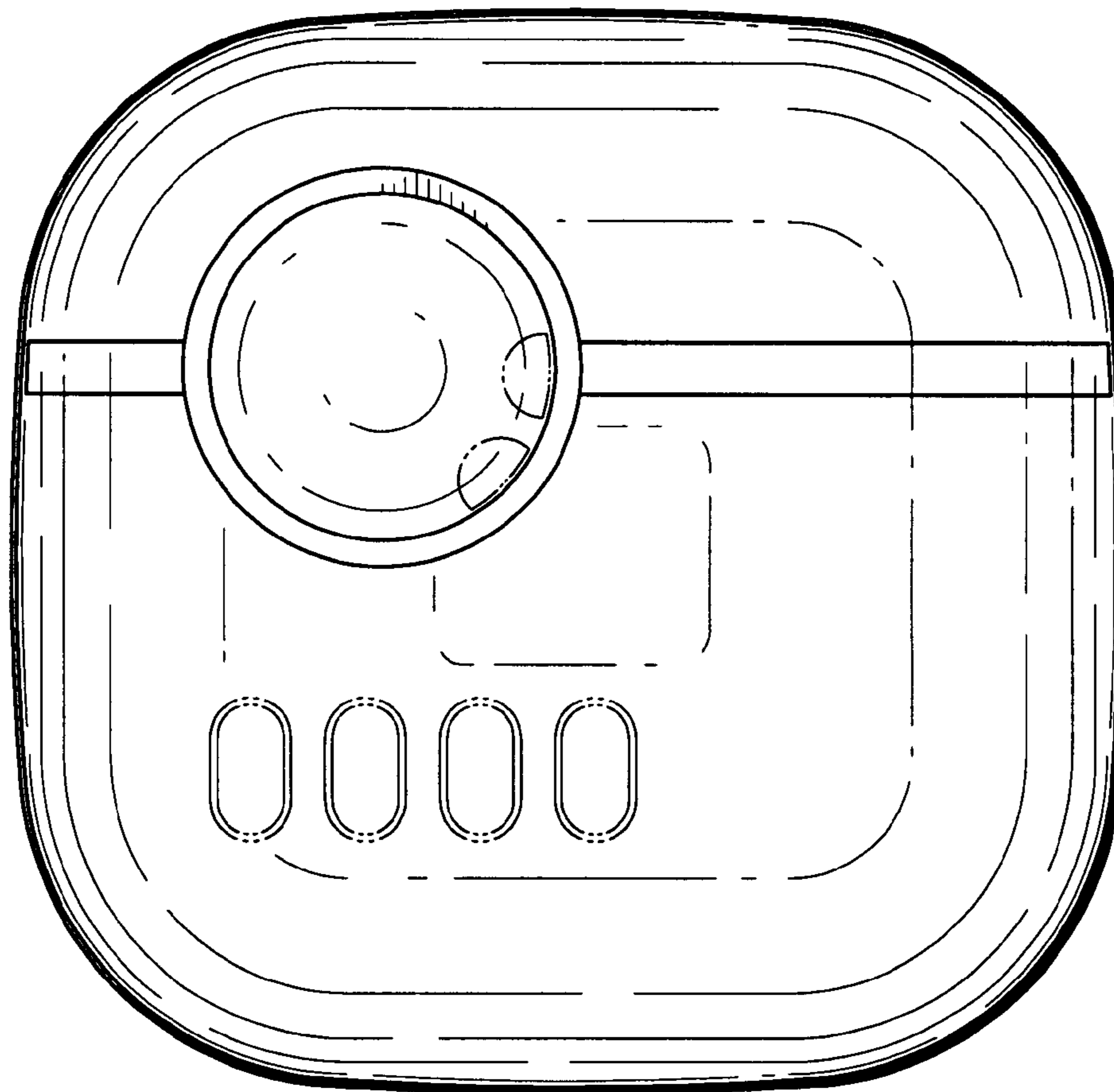


FIG. 1

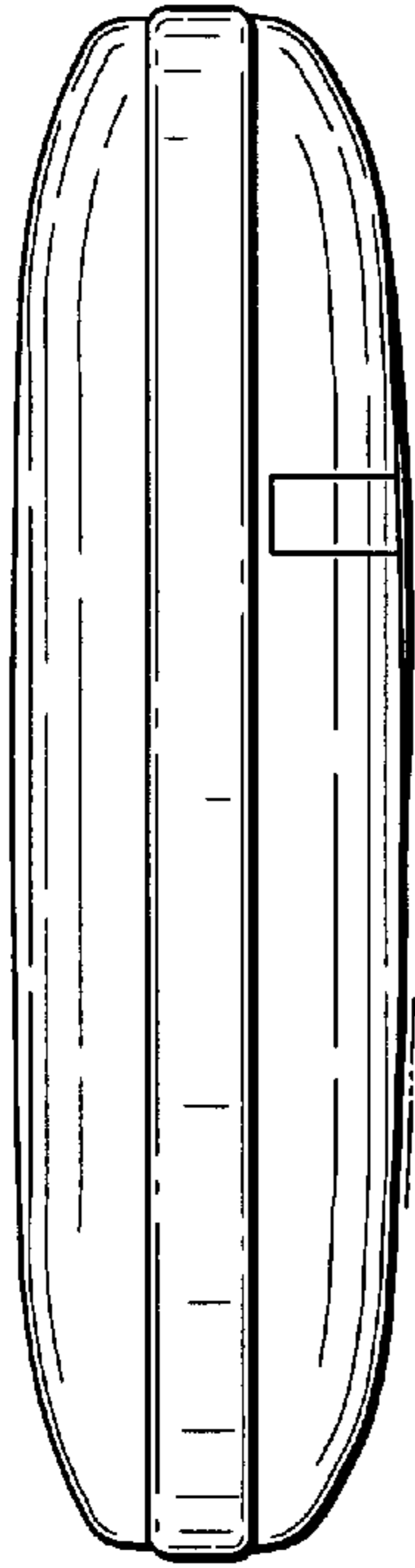


FIG. 2

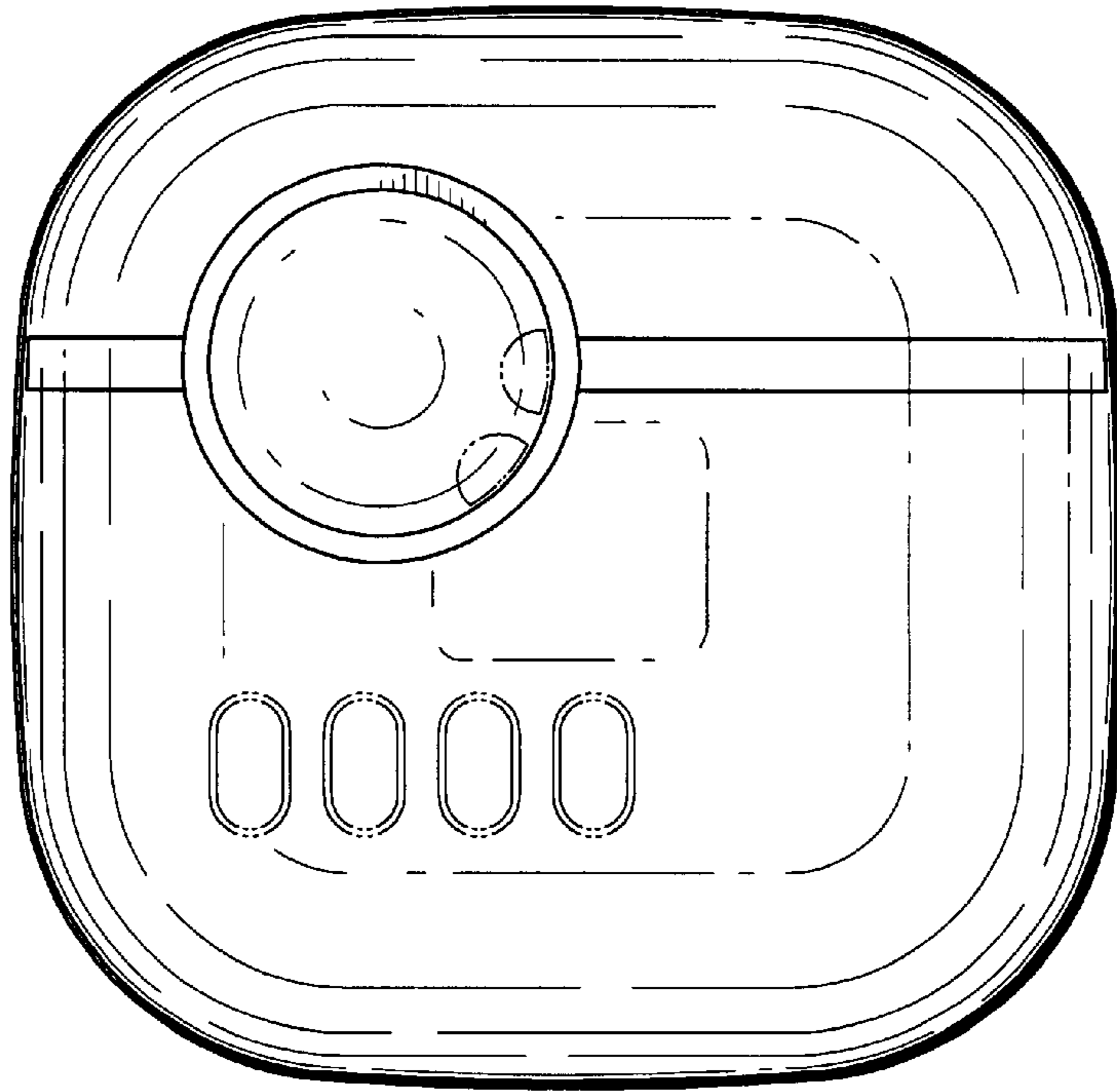


FIG. 3




FIG. 4

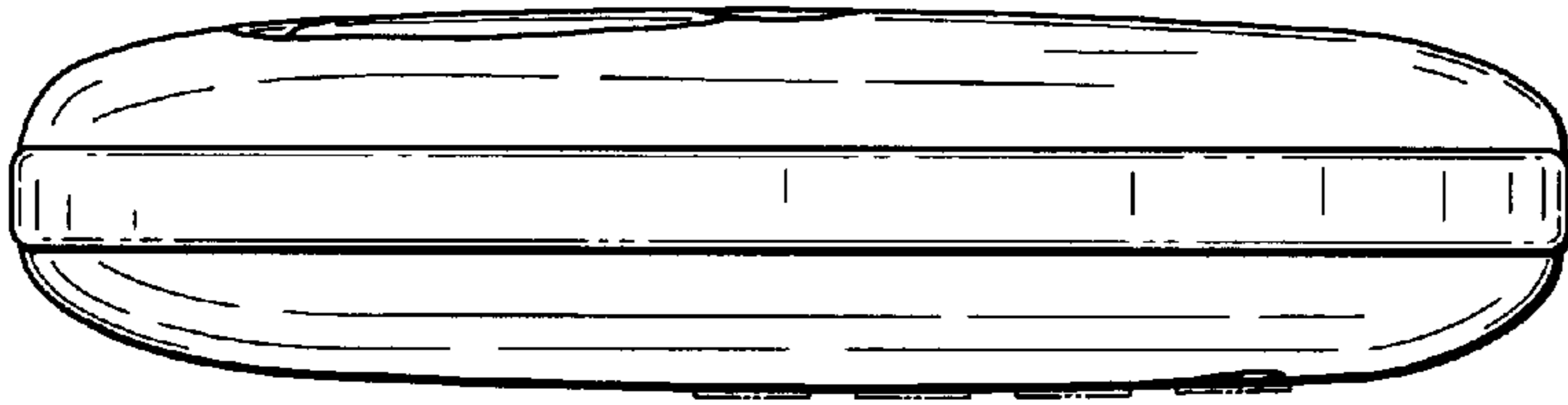


FIG. 6

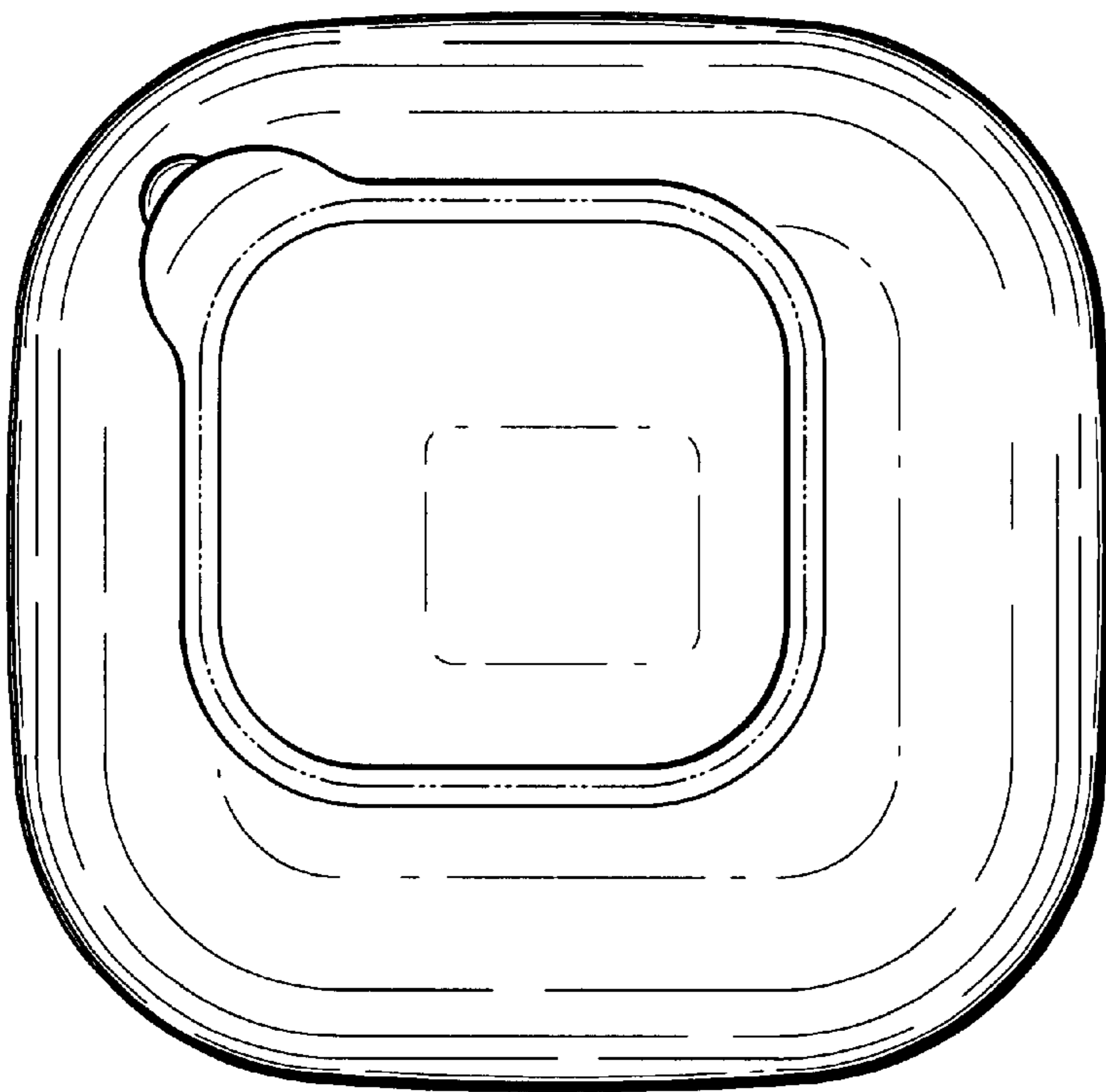


FIG. 5

