



US00D522989S

(12) **United States Design Patent**
Viitasaari

(10) **Patent No.:** **US D522,989 S**
(45) **Date of Patent:** **** Jun. 13, 2006**

- (54) **HANDSET**
- (75) Inventor: **Sami Viitasaari, Ii (FI)**
- (73) Assignee: **Nokia Corporation, Espoo (FI)**
- (**) Term: **14 Years**
- (21) Appl. No.: **29/218,969**
- (22) Filed: **Dec. 10, 2004**
- (30) **Foreign Application Priority Data**

Jun. 11, 2004 (FI) M20040101

- (51) **LOC (8) Cl.** **14-03**
- (52) **U.S. Cl.** **D14/138**
- (58) **Field of Classification Search** D14/137,
D14/138, 147-148, 247-248, 144, 341-347;
379/433.01-433.13, 434; D21/517; 455/575.3,
455/566, 575.1; 345/169; 348/376, 14.02
See application file for complete search history.

(56) **References Cited**

U.S. PATENT DOCUMENTS

5,436,954	A	*	7/1995	Nishiyama et al.	455/566
5,493,690	A	*	2/1996	Shimazaki	455/575.3
D430,566	S	*	9/2000	Chu et al.	D14/345
6,389,267	B1	*	5/2002	Imai	455/90.1
D459,326	S	*	6/2002	Nagai et al.	D14/138
D476,303	S	*	6/2003	Lee et al.	D14/138
D477,293	S	*	7/2003	Hwang	D14/138
D484,863	S	*	1/2004	Chan	D14/138
D485,249	S	*	1/2004	Liao et al.	D14/138
D486,809	S	*	2/2004	Hwang	D14/138
6,701,162	B1	*	3/2004	Everett	455/556.1
D490,793	S	*	6/2004	Tsai et al.	D14/138
D495,672	S	*	9/2004	Jeon et al.	D14/138
D500,480	S	*	1/2005	Daw	D14/138

(Continued)

FOREIGN PATENT DOCUMENTS

EM	000169750-0001	7/2004
EM	000169750-0002	7/2004
EM	000169750-0003	7/2004

EM	000169750-0004	7/2004
EM	000223516-0001	11/2004
EM	000223516-0002	11/2004
EM	000223516-0003	11/2004
FI	23818	5/2005
JP	1188710	* 10/2003
WO	DM/058624	* 12/2001
WO	DM/063714	7/2003
WO	DM/064218	10/2003
WO	DM/065421	7/2004
WO	DM/066167	* 12/2004
WO	DM/066629	* 5/2005
WO	DM/066630	* 5/2005

Primary Examiner—Jeffrey Asch

(74) *Attorney, Agent, or Firm*—Banner & Witcoff, Ltd.

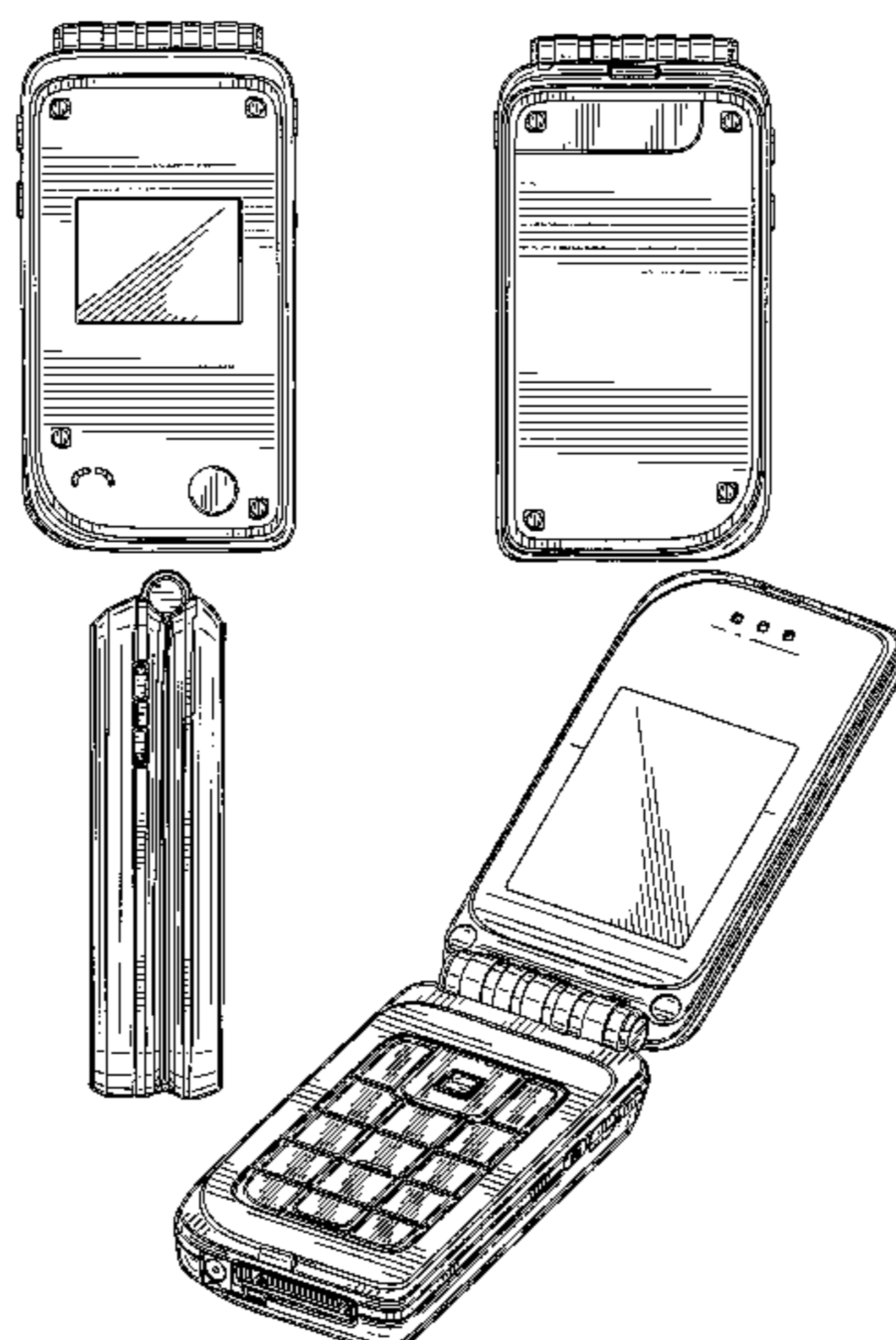
(57) **CLAIM**

The ornamental design for a handset, as shown and described.

DESCRIPTION

FIG. 1 is a bottom plan view of a handset showing my new design;
 FIG. 2 is a right side view thereof;
 FIG. 3 is a front view thereof;
 FIG. 4 is a left side view thereof;
 FIG. 5 is a top plan view thereof;
 FIG. 6 is a perspective front view thereof;
 FIG. 7 is a perspective rear view thereof;
 FIG. 8 is a rear view thereof;
 FIG. 9 is a front view of the handset of FIGS. 1-8 in an in-use position;
 FIG. 10 is a perspective front view of the handset of FIGS. 1-8 in an in-use position;
 FIG. 11 is a right side view of the handset of FIGS. 1-8 in an in-use position;
 FIG. 12 is a left side view of the handset of FIGS. 1-8 in an in-use position;
 FIG. 13 is a rear view of the handset of FIGS. 1-8 in an in-use position; and,
 FIG. 14 is a perspective rear view of the handset of FIGS. 1-8 in an in-use position.

1 Claim, 9 Drawing Sheets



US D522,989 S

Page 2

U.S. PATENT DOCUMENTS

D503,697 S	*	4/2005	Kim	D14/138	2003/0092401 A1 *	5/2003	Ikeuchi	455/90
D504,406 S	*	4/2005	Cho et al.	D14/138	2003/0125079 A1 *	7/2003	Park et al.	455/556
D506,737 S	*	6/2005	Koo et al.	D14/138	2004/0120514 A1 *	6/2004	Kitada	379/428.01
D507,251 S	*	7/2005	Burns et al.	D14/138	2004/0142718 A1 *	7/2004	Kim	455/550.1
D507,551 S	*	7/2005	Kim et al.	D14/138	2004/0142721 A1 *	7/2004	Kim	455/550.1
D507,562 S	*	7/2005	Kim	D14/247	2004/0203535 A1 *	10/2004	Kim et al.	455/90.3
D508,035 S	*	8/2005	Kim et al.	D14/138	2005/0003852 A1 *	1/2005	Song	455/550.1
D508,475 S	*	8/2005	Wu et al.	D14/138	2005/0130718 A1 *	6/2005	Woo	455/575.3
D509,816 S	*	9/2005	Kim et al.	D14/138					

* cited by examiner

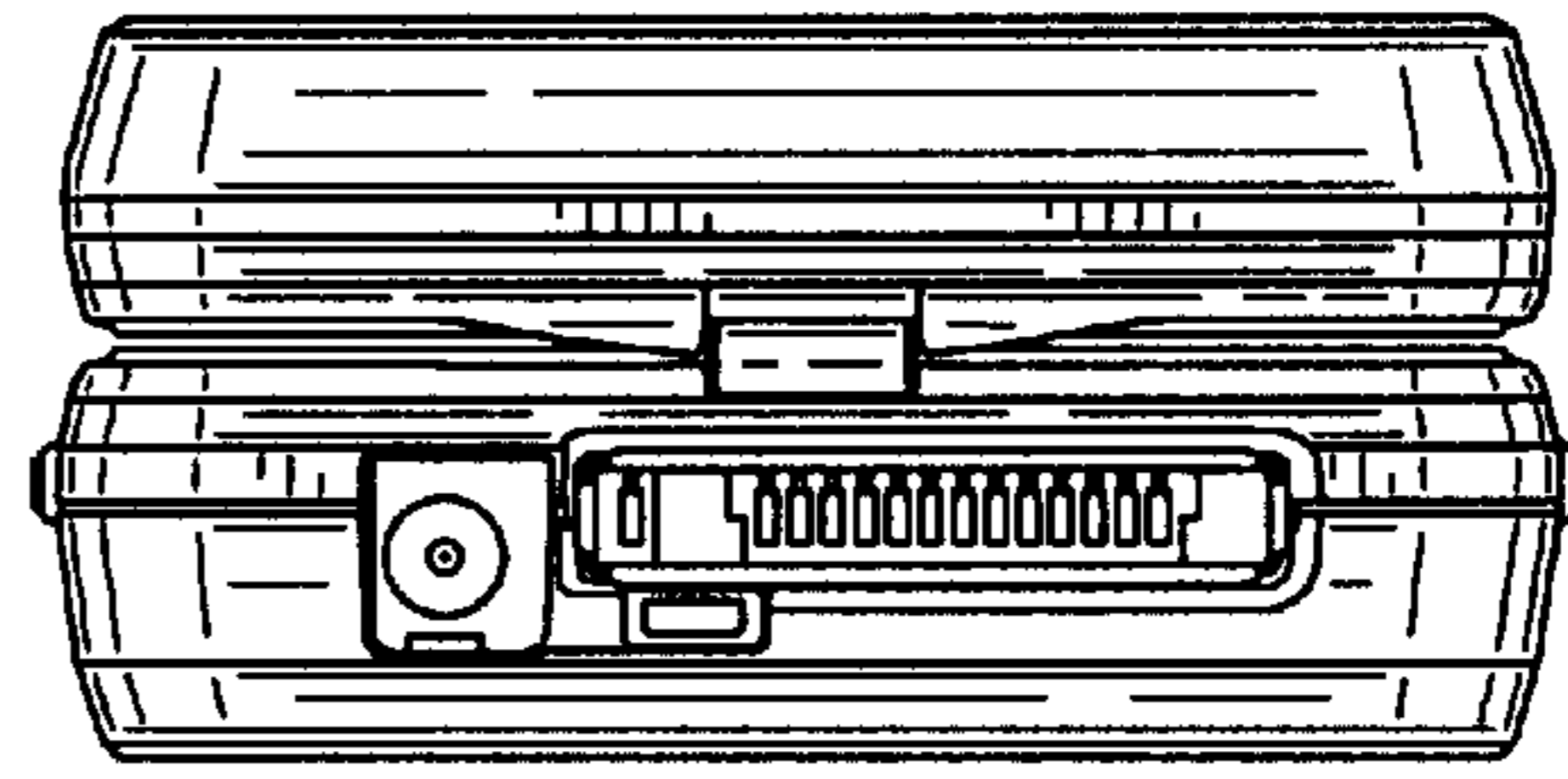


FIG. 1




FIG. 2

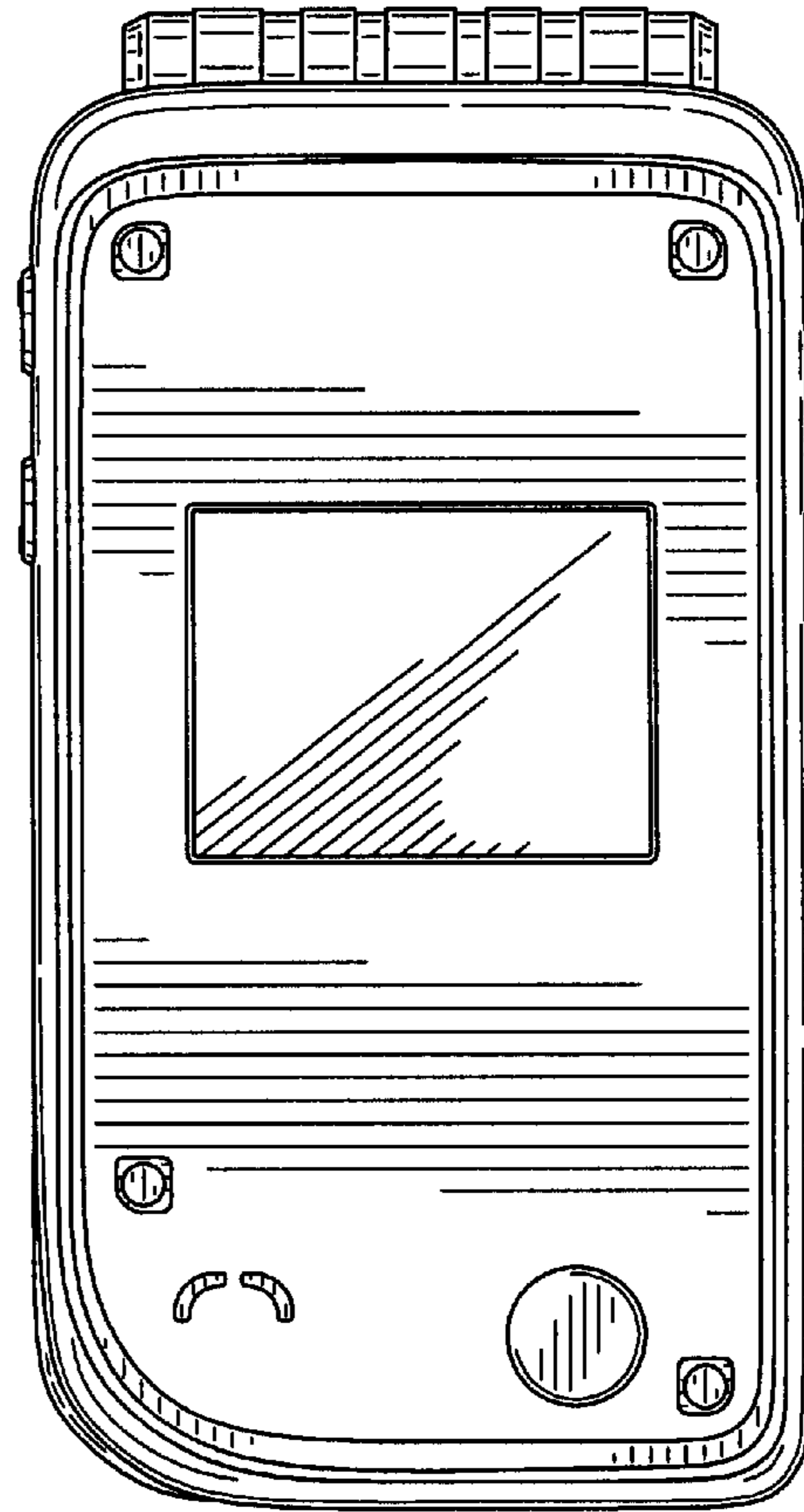


FIG. 3




FIG. 4

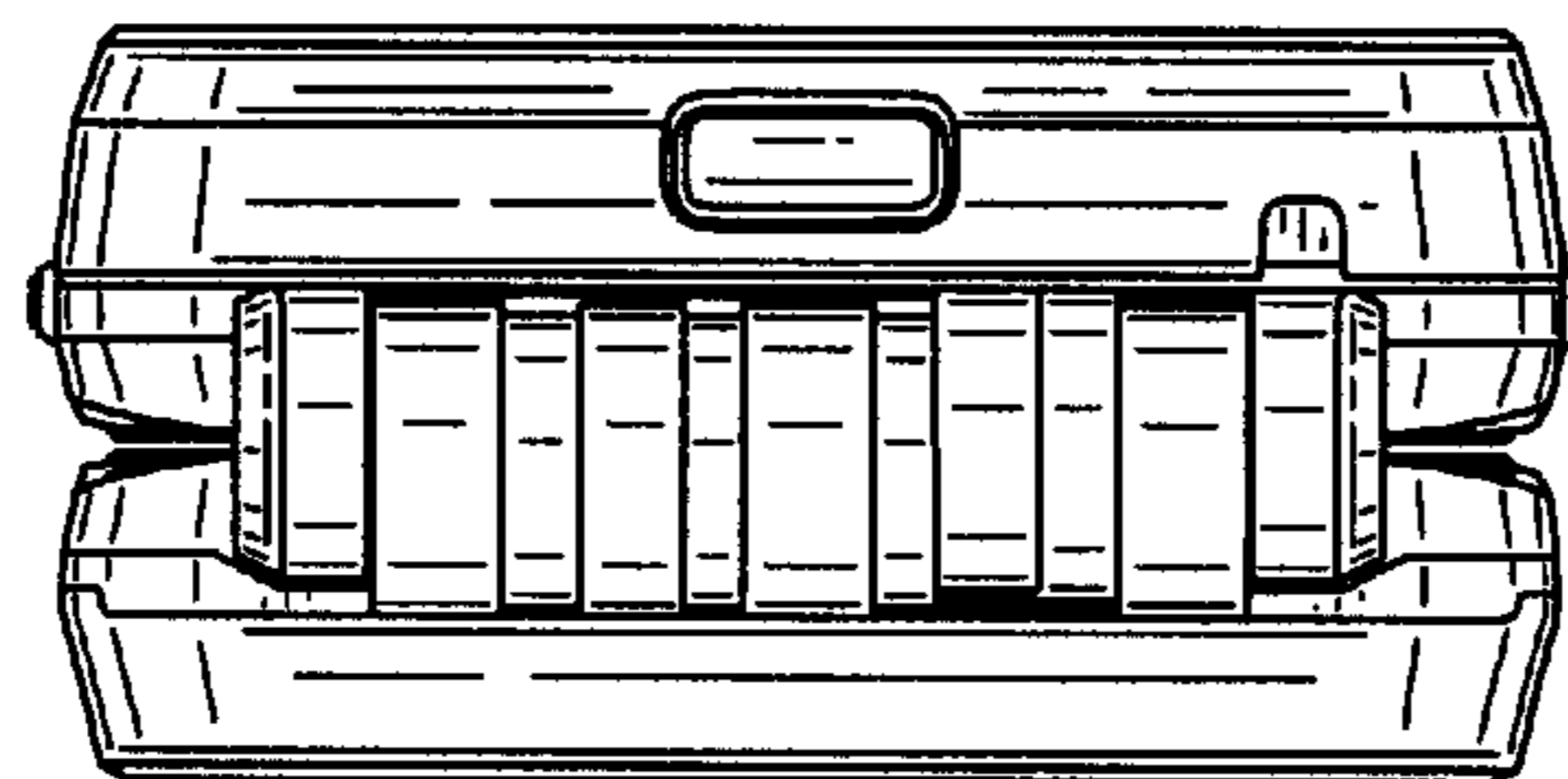


FIG. 5

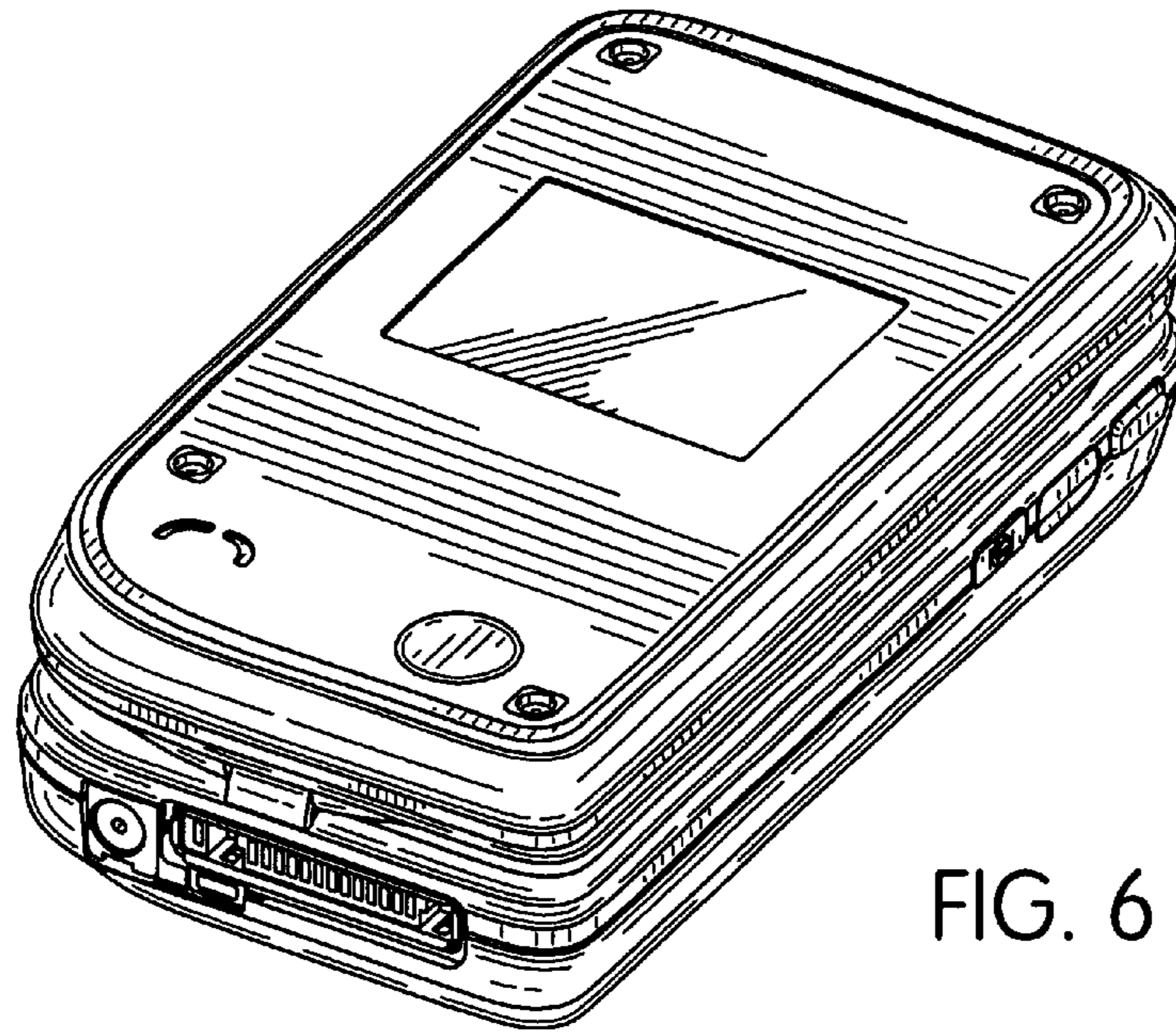


FIG. 6

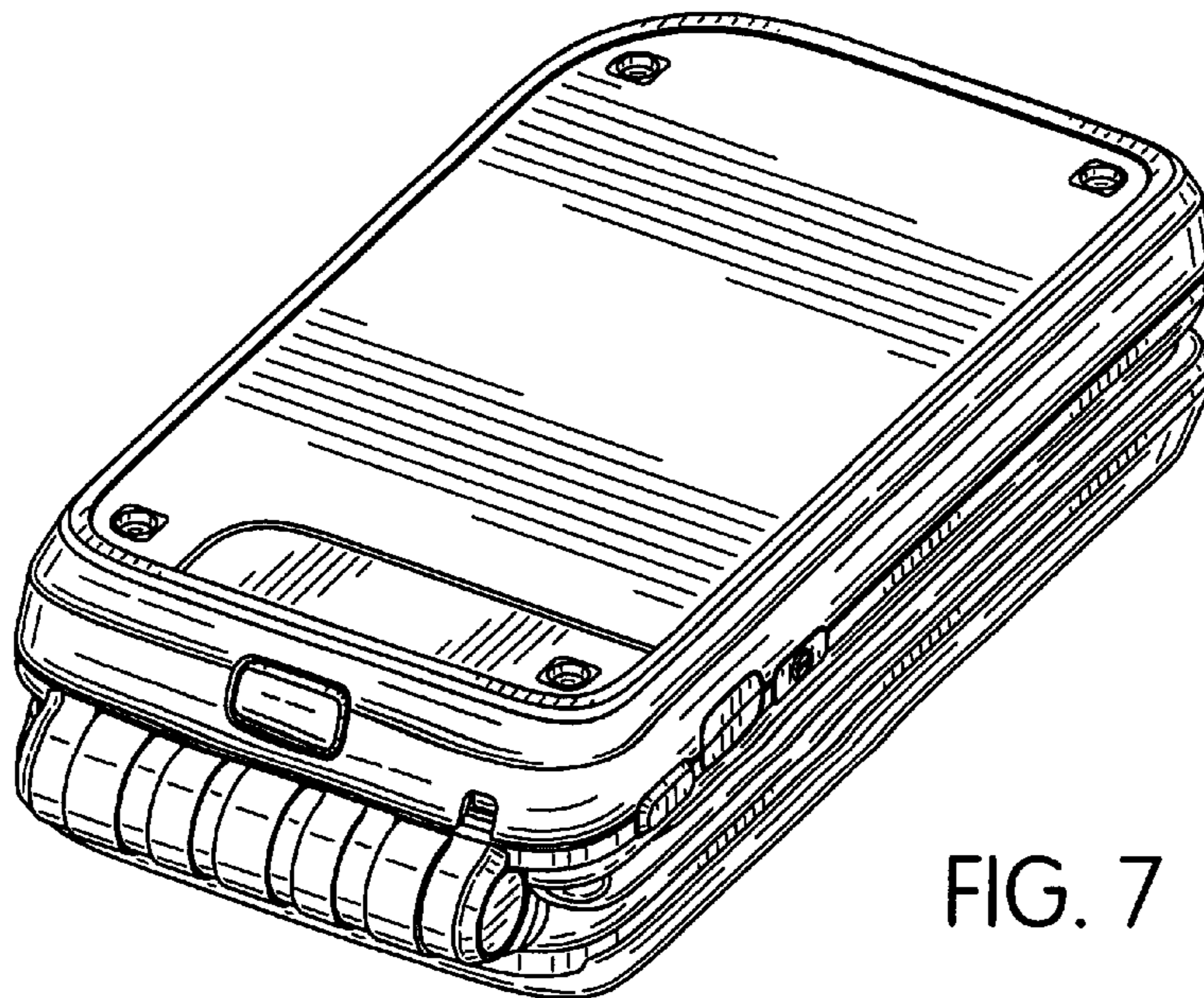


FIG. 7




FIG. 8

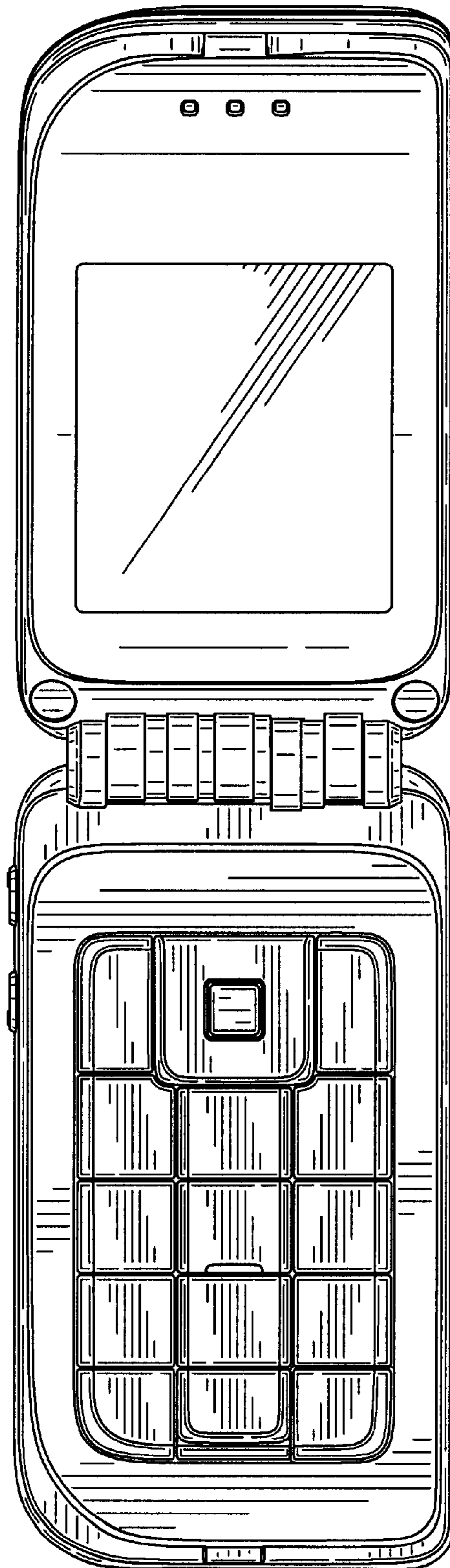


FIG. 9

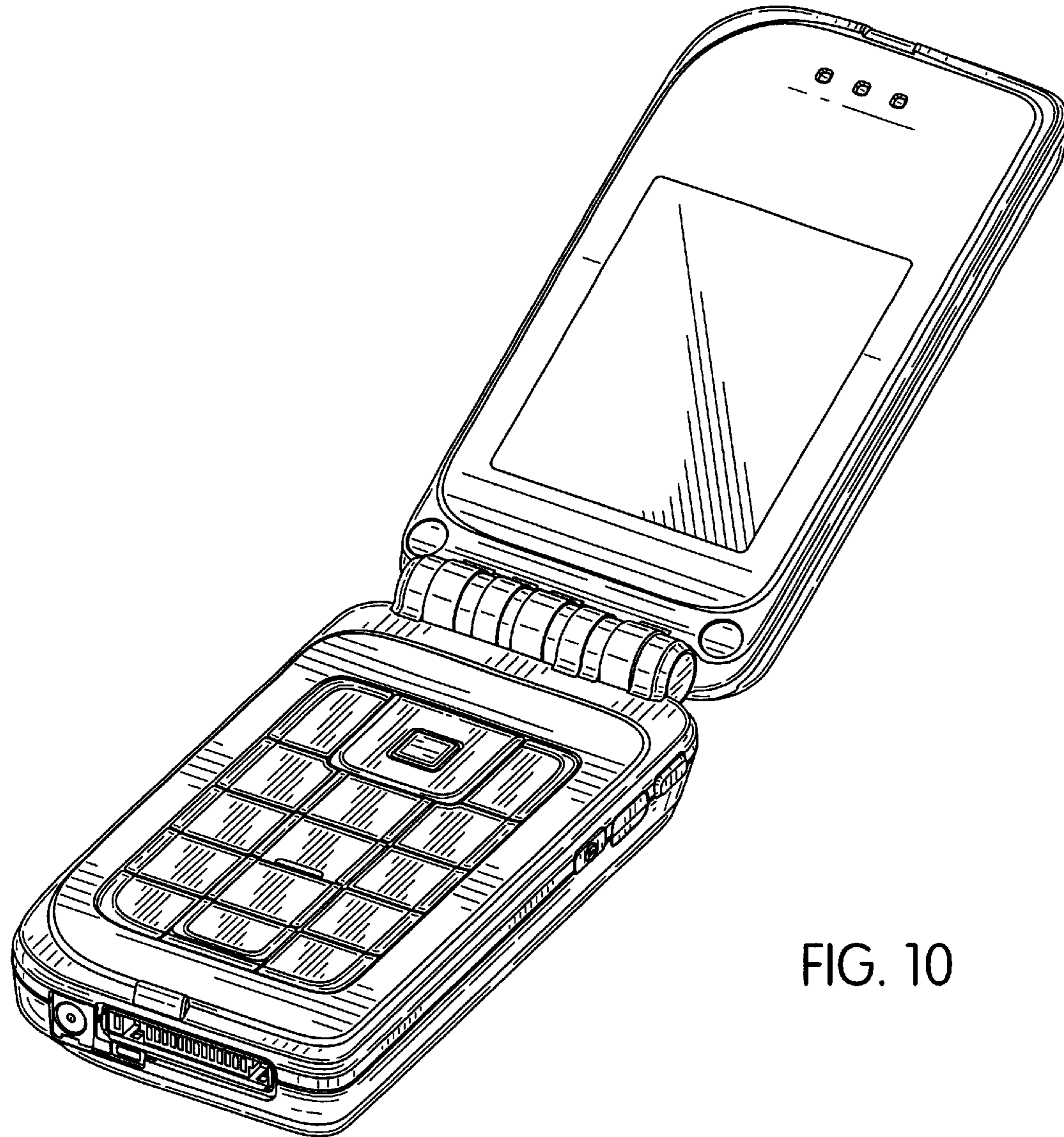


FIG. 10

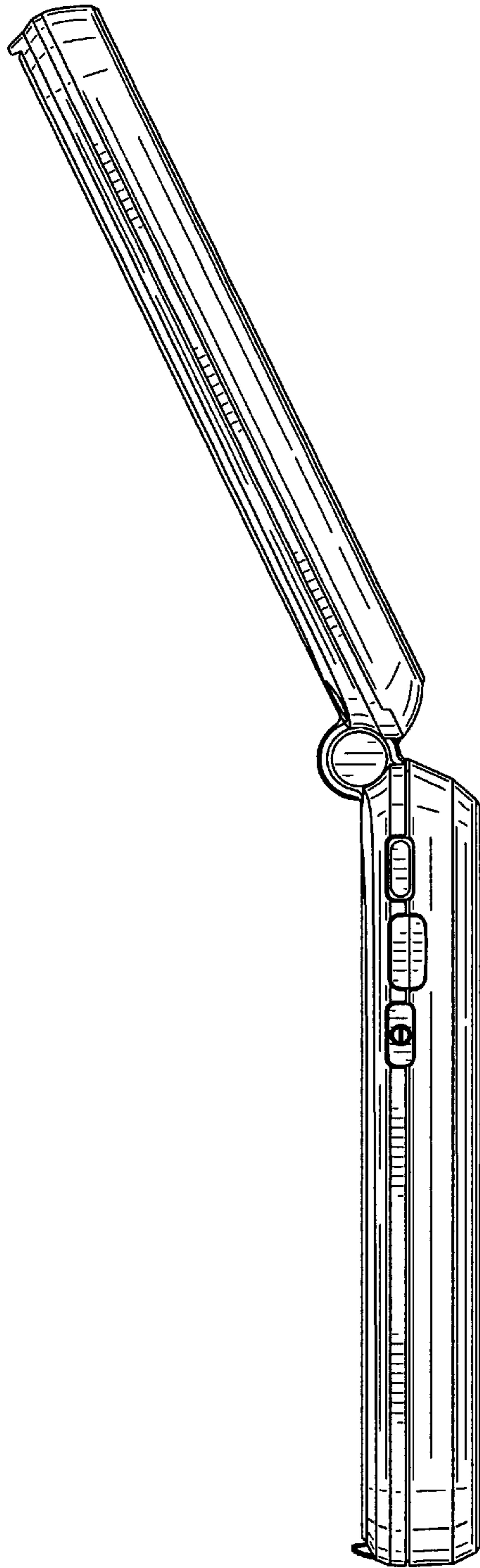


FIG. 11

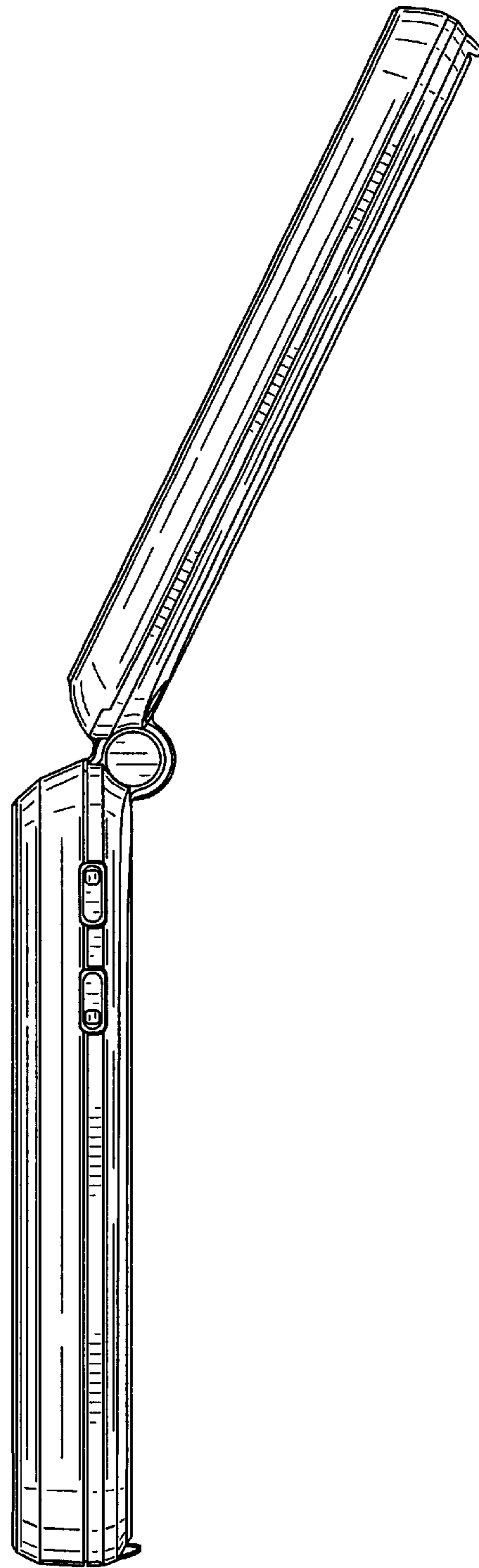


FIG. 12

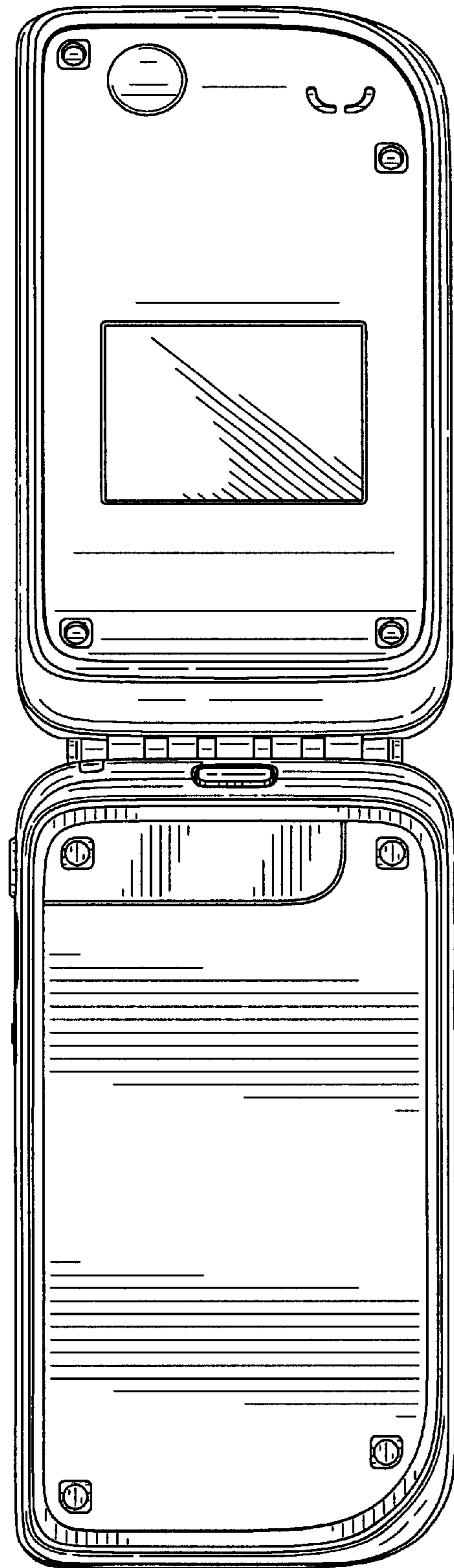


FIG. 13

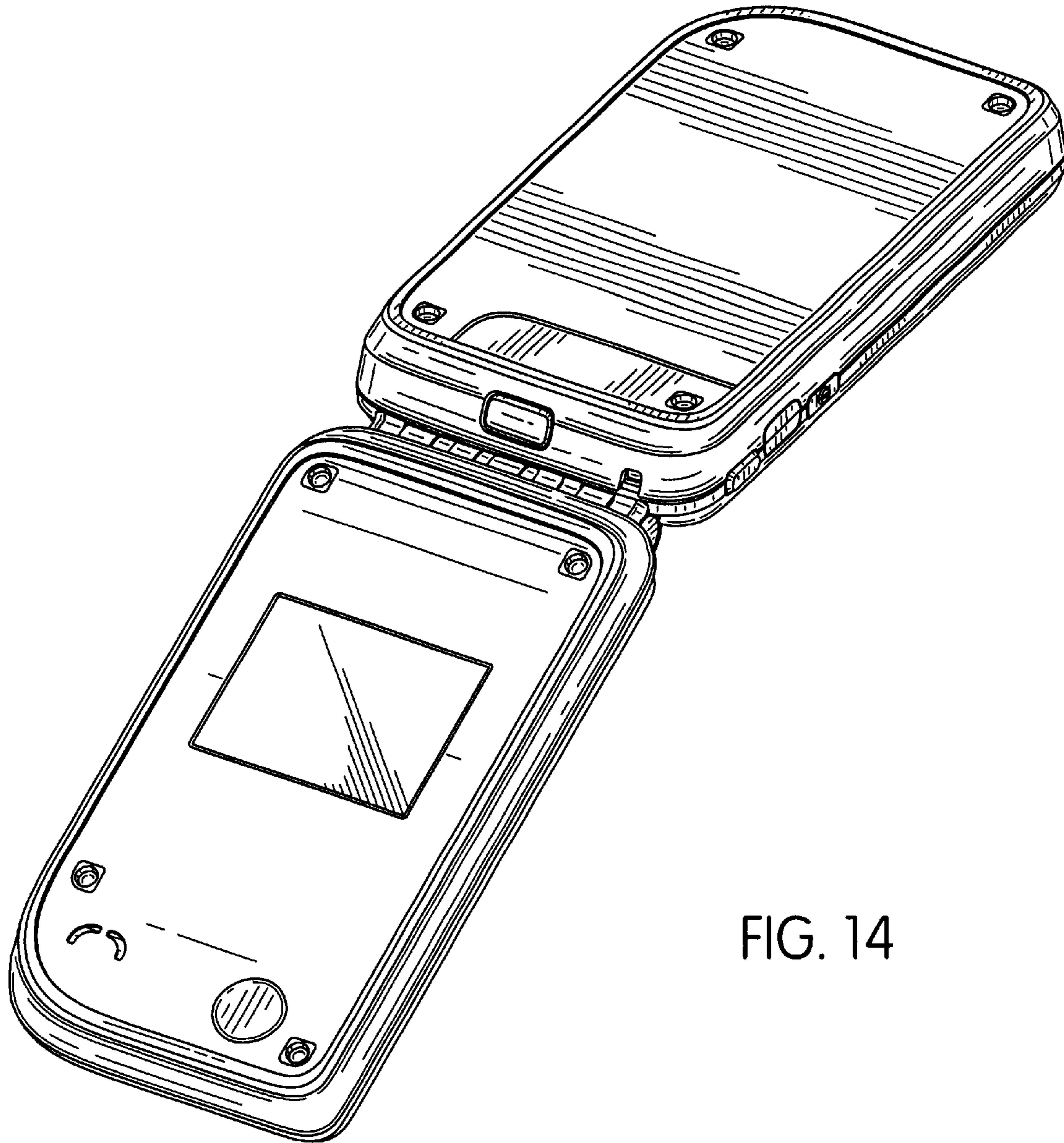


FIG. 14