



US00D522988S

(12) **United States Design Patent**
Sheu

(10) **Patent No.:** **US D522,988 S**
(45) **Date of Patent:** **** Jun. 13, 2006**

(54) **HANDSET**

D502,456 S * 3/2005 Huang D14/138
D502,933 S * 3/2005 Munstermann D14/138

(75) Inventor: **Wei-Jong William Sheu**, Woodland Hills, CA (US)

(Continued)

(73) Assignee: **Nokia Corporation**, Espoo (FI)

FOREIGN PATENT DOCUMENTS

(**) Term: **14 Years**

EM	000113428-0001	4/2004
EM	000113428-0002	4/2004
EM	000113428-0003	4/2004
EM	000113428-0004	4/2004
EM	000113428-0005	4/2004
EM	000113428-0006	4/2004
EM	000113428-0007	4/2004
EM	000113428-0008	4/2004
EM	000113428-0009	4/2004
EM	000113428-0010	4/2004
WO	DM/064218	10/2003
WO	DM/065421	7/2004
WO	DM/065507	7/2004
WO	DM/065946	* 9/2004
WO	DM/066146	* 11/2004
WO	DM/066301	* 12/2004
WO	DM/066599	* 4/2005

(21) Appl. No.: **29/201,894**

(22) Filed: **Mar. 29, 2004**

(51) **LOC (8) Cl.** **14-03**

(52) **U.S. Cl.** **D14/138**

(58) **Field of Classification Search** D14/137,
D14/138, 147-148, 247-248, 144, 218, 341-347;
379/433.01-433.13, 434; 455/575.1, 566,
455/556.1; D21/517, 329, 331; 345/169
See application file for complete search history.

(56) **References Cited**

U.S. PATENT DOCUMENTS

D376,142 S	* 12/1996	Matsumoto	D14/138
D440,951 S	* 4/2001	Kolinen	D14/138
D465,774 S	* 11/2002	Nuovo	D14/138
D475,034 S	* 5/2003	Arbisi et al.	D14/138
D477,295 S	* 7/2003	Chung	D14/138
D478,883 S	* 8/2003	Jensfelt et al.	D14/138
D479,514 S	* 9/2003	Chan	D14/138
D479,515 S	* 9/2003	Seo	D14/138
D481,691 S	* 11/2003	Vuolteenaho	D14/138
D484,475 S	* 12/2003	Sheu	D14/138
D484,477 S	* 12/2003	Salmi	D14/138
D484,865 S	* 1/2004	Arbisi	D14/138
D487,438 S	* 3/2004	Sheu	D14/138
D488,789 S	* 4/2004	Lee	D14/138
D492,274 S	* 6/2004	Widiaman	D14/138
D492,276 S	* 6/2004	Walliser et al.	D14/138
D494,949 S	* 8/2004	Arnholt et al.	D14/138
D496,343 S	* 9/2004	Lin et al.	D14/138
D496,641 S	* 9/2004	Seo	D14/138
D497,892 S	* 11/2004	Peng	D14/138
D499,709 S	* 12/2004	Nuovo et al.	D14/138
D500,749 S	* 1/2005	Kim	D14/138
D500,992 S	* 1/2005	Shen et al.	D14/138

Primary Examiner—Jeffrey Asch

(74) *Attorney, Agent, or Firm*—Banner & Witcoff, Ltd.

(57) **CLAIM**

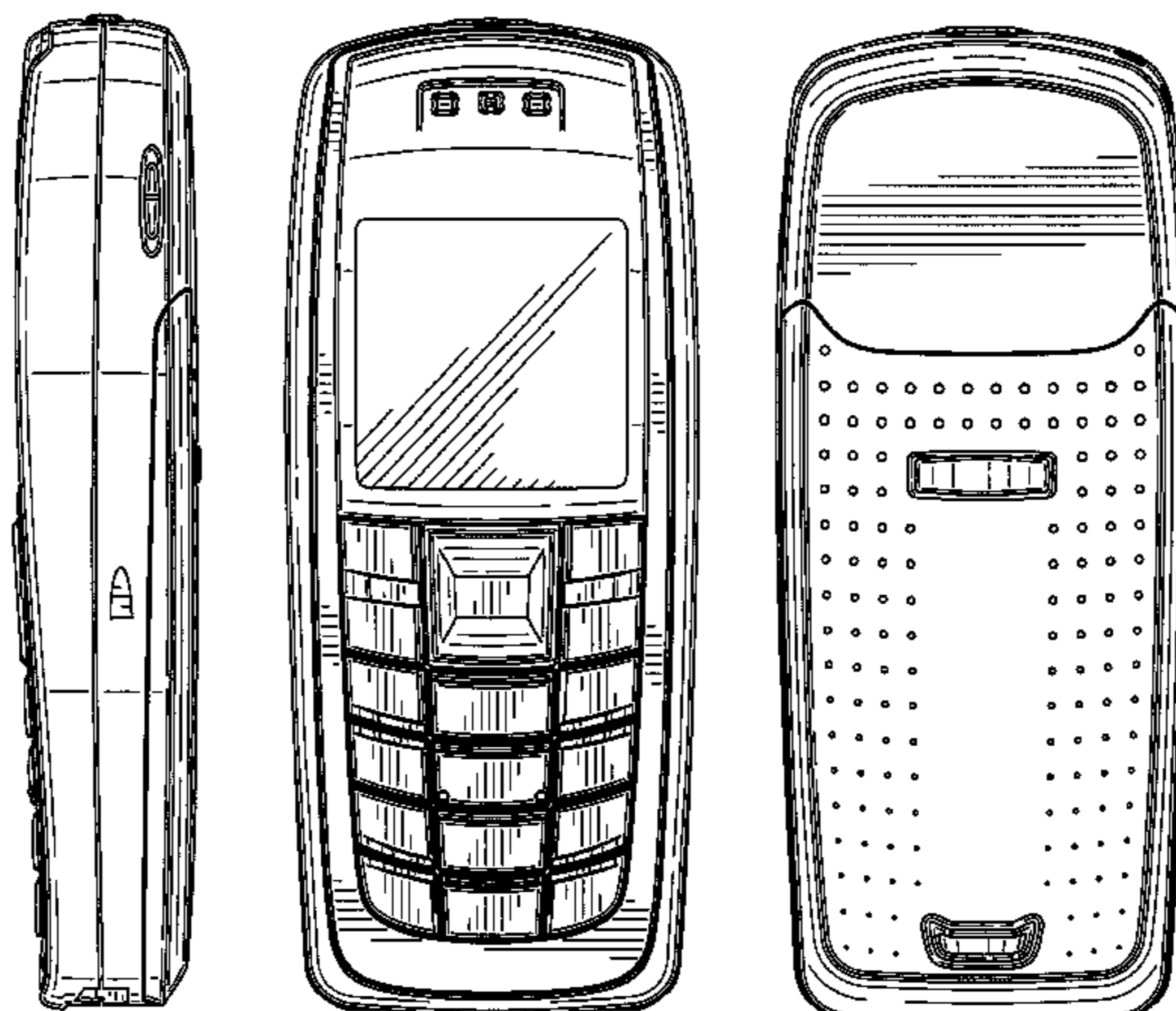
The ornamental design for a handset, as shown and described.

DESCRIPTION

FIG. 1 is a bottom plan view of a handset showing my new design;
FIG. 2 is a right side view thereof;
FIG. 3 is a front view thereof;
FIG. 4 is a left side view thereof;
FIG. 5 is a top plan view thereof;
FIG. 6 is a rear view thereof;
FIG. 7 is a perspective front view thereof; and,
FIG. 8 is a perspective rear view thereof.

The broken line showing of the various regions of the portions of the handset is for illustrative purposes only and forms no part of the claimed design.

1 Claim, 3 Drawing Sheets



US D522,988 S

Page 2

U.S. PATENT DOCUMENTS

D503,162 S	*	3/2005	Kagami et al.	D14/138	D506,190 S	*	6/2005	Mehandjiysky	D14/138
D503,163 S	*	3/2005	Chan et al.	D14/138	2003/0054830 A1	*	3/2003	Williams et al.	455/456
D504,879 S	*	5/2005	Moss	D14/138	2004/0204025 A1	*	10/2004	Siddiqui	455/550.1
D505,932 S	*	6/2005	Eckholm et al.	D14/138	2004/0224722 A1	*	11/2004	Lee	455/556.1
D505,934 S	*	6/2005	Gonser	D14/138					

* cited by examiner

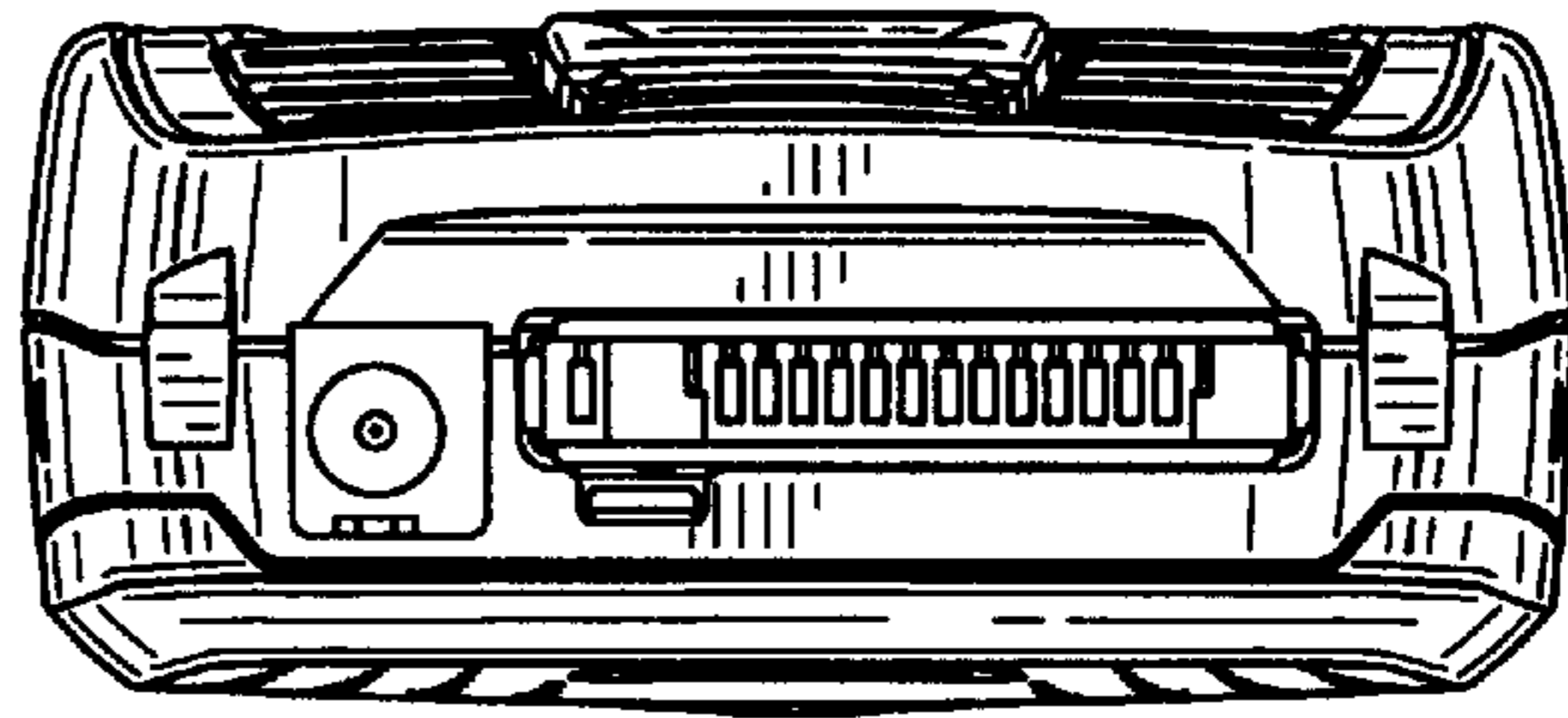


FIG. 1




FIG. 2




FIG. 3

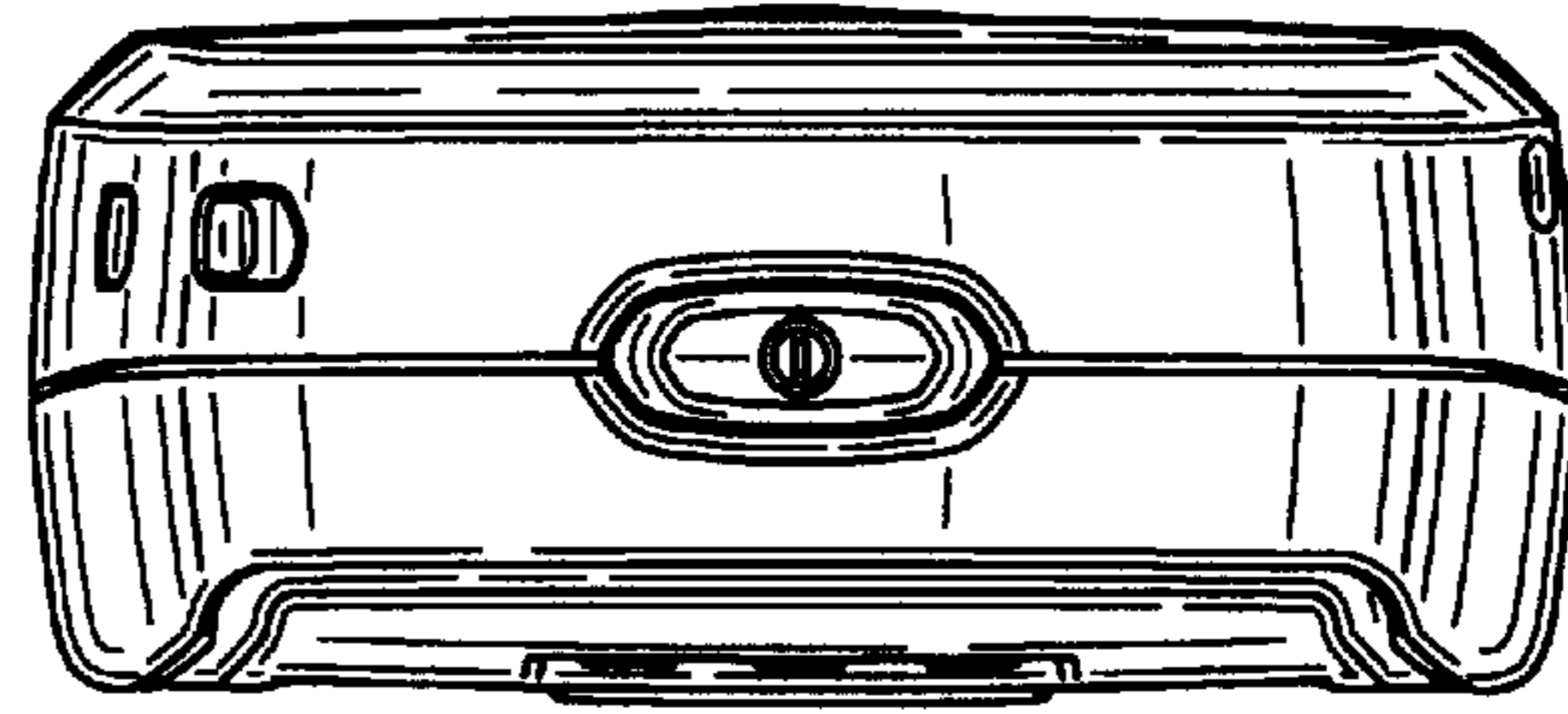


FIG. 5

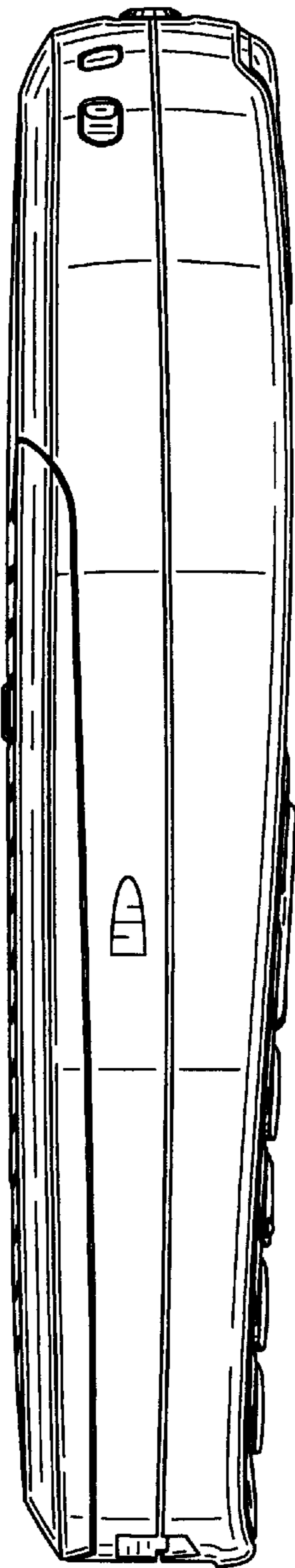


FIG. 4

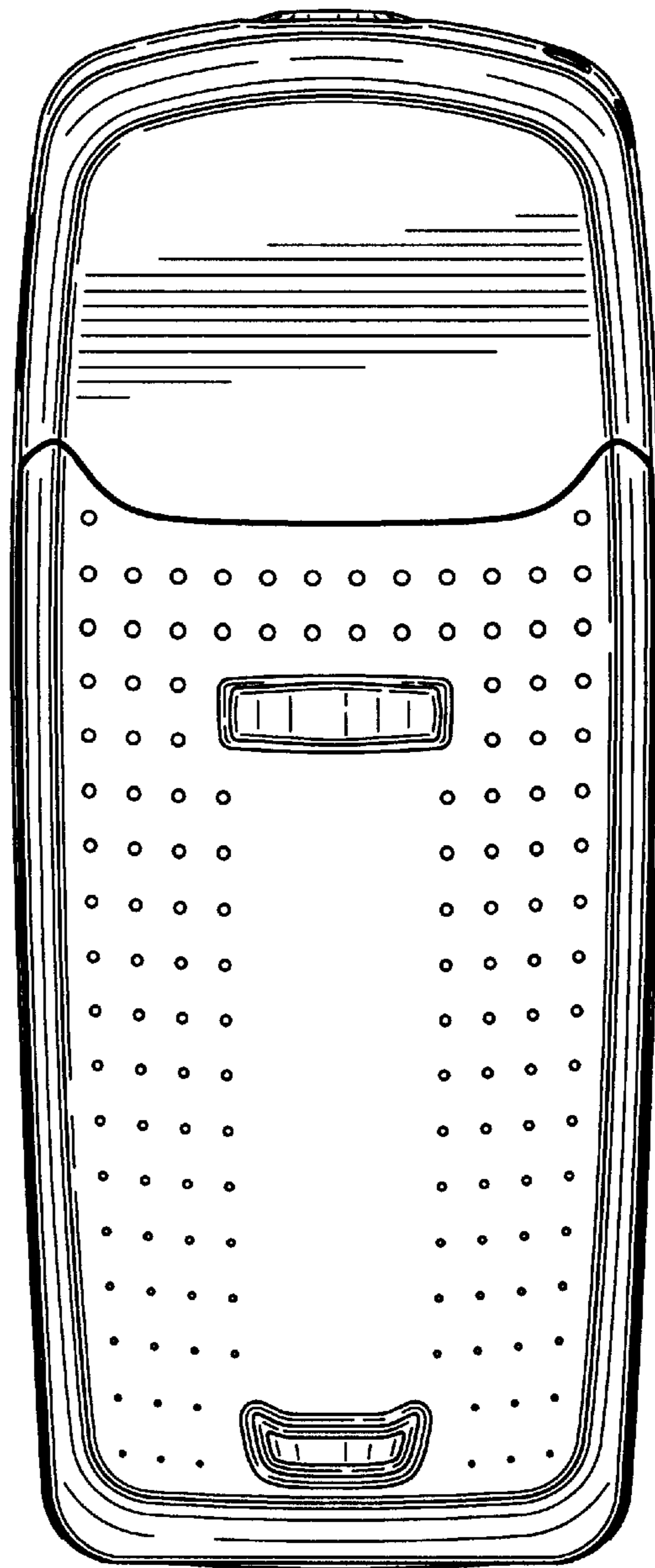


FIG. 6

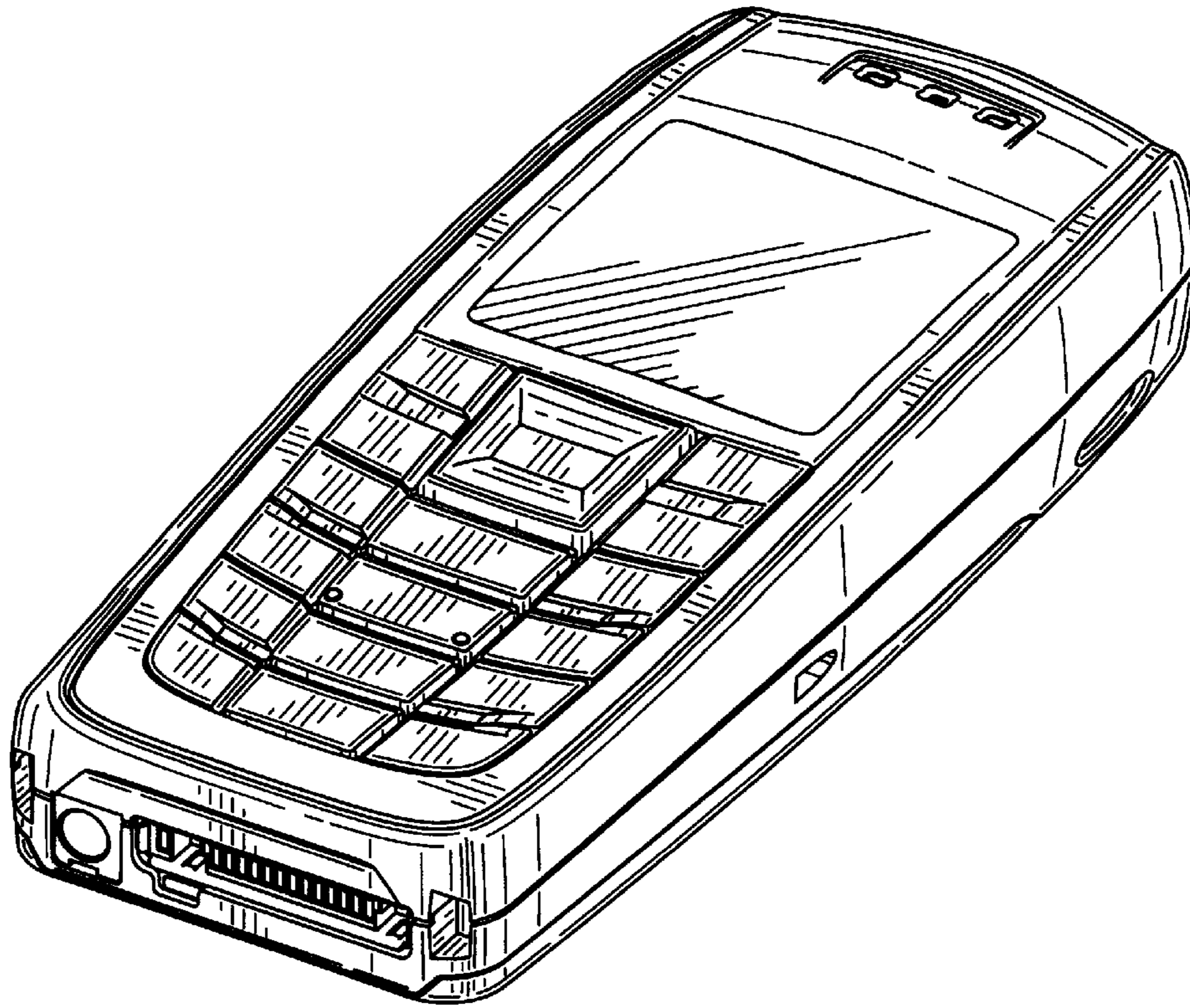


FIG. 7

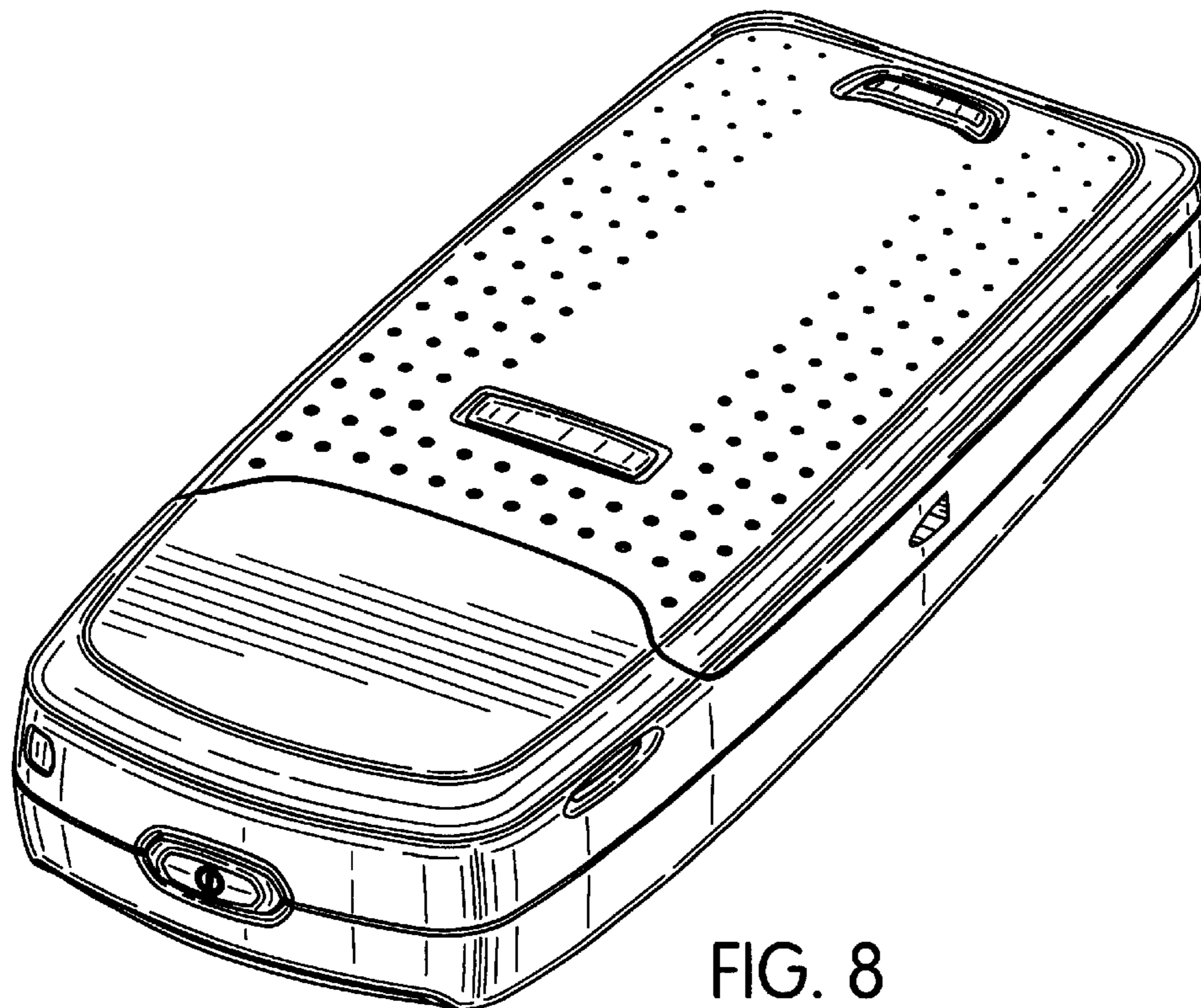


FIG. 8