



US00D522956S

(12) **United States Design Patent**
Valeri

(10) **Patent No.:** **US D522,956 S**
(45) **Date of Patent:** **** Jun. 13, 2006**

(54) **DECORATIVE KIT FOR VEHICLES**

(76) Inventor: **Sue E. Valeri**, 283 Harrison Ave.,
Harrison, NY (US) 10528

(**) Term: **14 Years**

(21) Appl. No.: **29/242,553**

(22) Filed: **Nov. 14, 2005**

(51) **LOC (8) Cl.** **12-16**

(52) **U.S. Cl.** **D12/400**

(58) **Field of Classification Search** D12/400,
D12/190, 199, 197; D11/120, 137, 133-134,
D11/157-158, 125-128, 121, 160, 181-183;
362/249, 252, 806, 808, 223, 397, 31, 80.1;
428/10, 11, 31, 3, 15, 98-99

See application file for complete search history.

(56) **References Cited**

U.S. PATENT DOCUMENTS

5,016,145 A	5/1991	Singleton	
D384,594 S	* 10/1997	Lara	D11/120
D411,484 S	* 6/1999	Hill	D11/183
D430,100 S	* 8/2000	Shurling	D12/400
6,158,702 A	12/2000	Kump	

D437,252 S	*	2/2001	Schultz	D11/120
D469,395 S	*	1/2003	Himsl et al.	D12/400
D471,508 S	*	3/2003	Schifrin	D12/400

* cited by examiner

Primary Examiner—Stacia Cadmus

(74) *Attorney, Agent, or Firm*—Richard C. Litman

(57) **CLAIM**

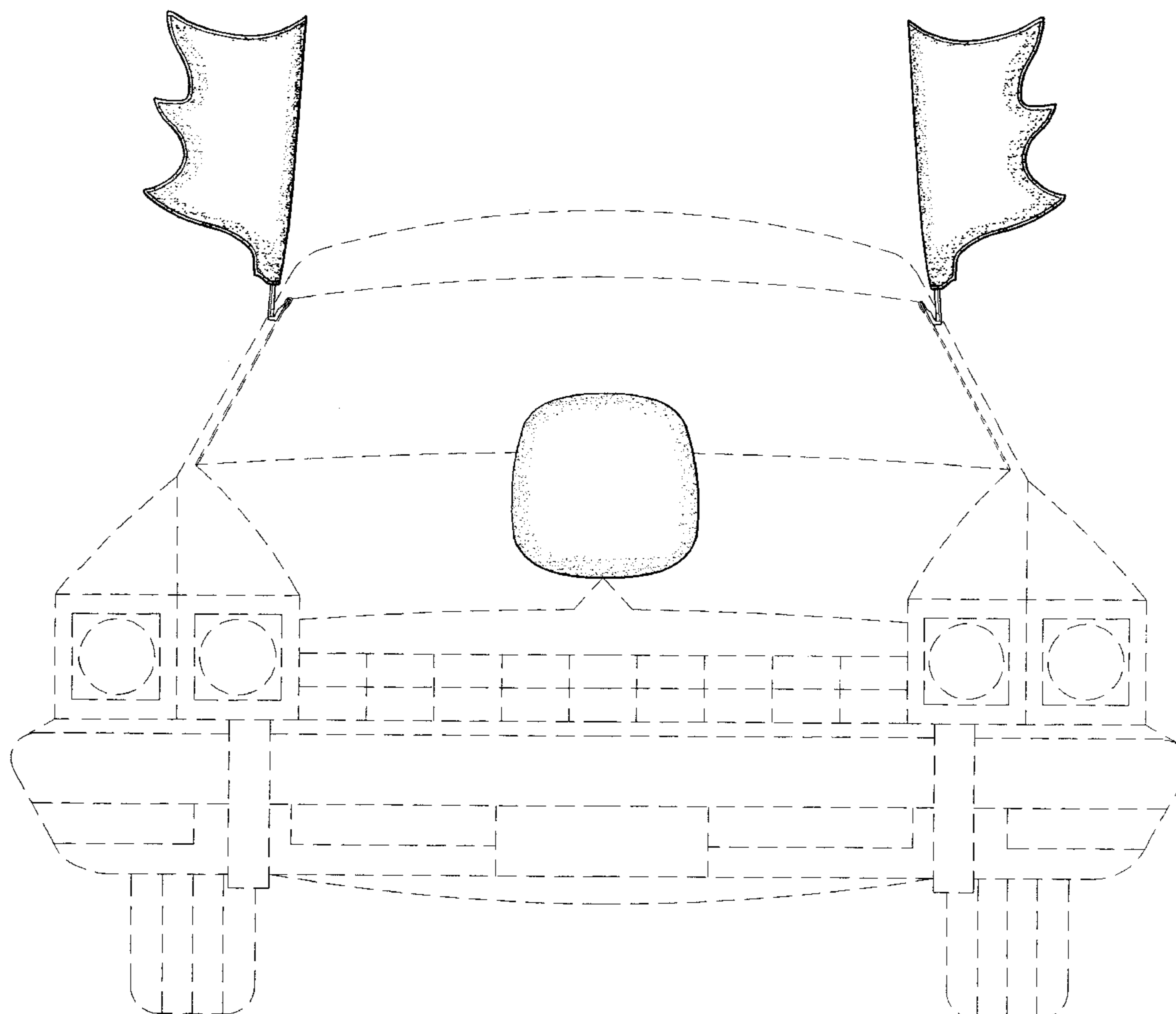
The ornamental design for a decorative kit for vehicles, as shown and described.

DESCRIPTION

FIG. 1 is a front view of a decorative kit for vehicles showing my new design, shown in its position of use; FIG. 2 is an enlarged front perspective view thereof; FIG. 3 is an enlarged rear perspective view thereof; and, FIG. 4 is an enlarged top plan view thereof.

The broken line showing of the vehicle in FIG. 1 is for illustrative purposes only and forms no part of the claimed design. The broken line showing of the vehicle attachment in FIG. 4 is for illustrative purposes only, merely disclosing the types of attachments which may be used, and forms no part of the claimed design.

1 Claim, 4 Drawing Sheets



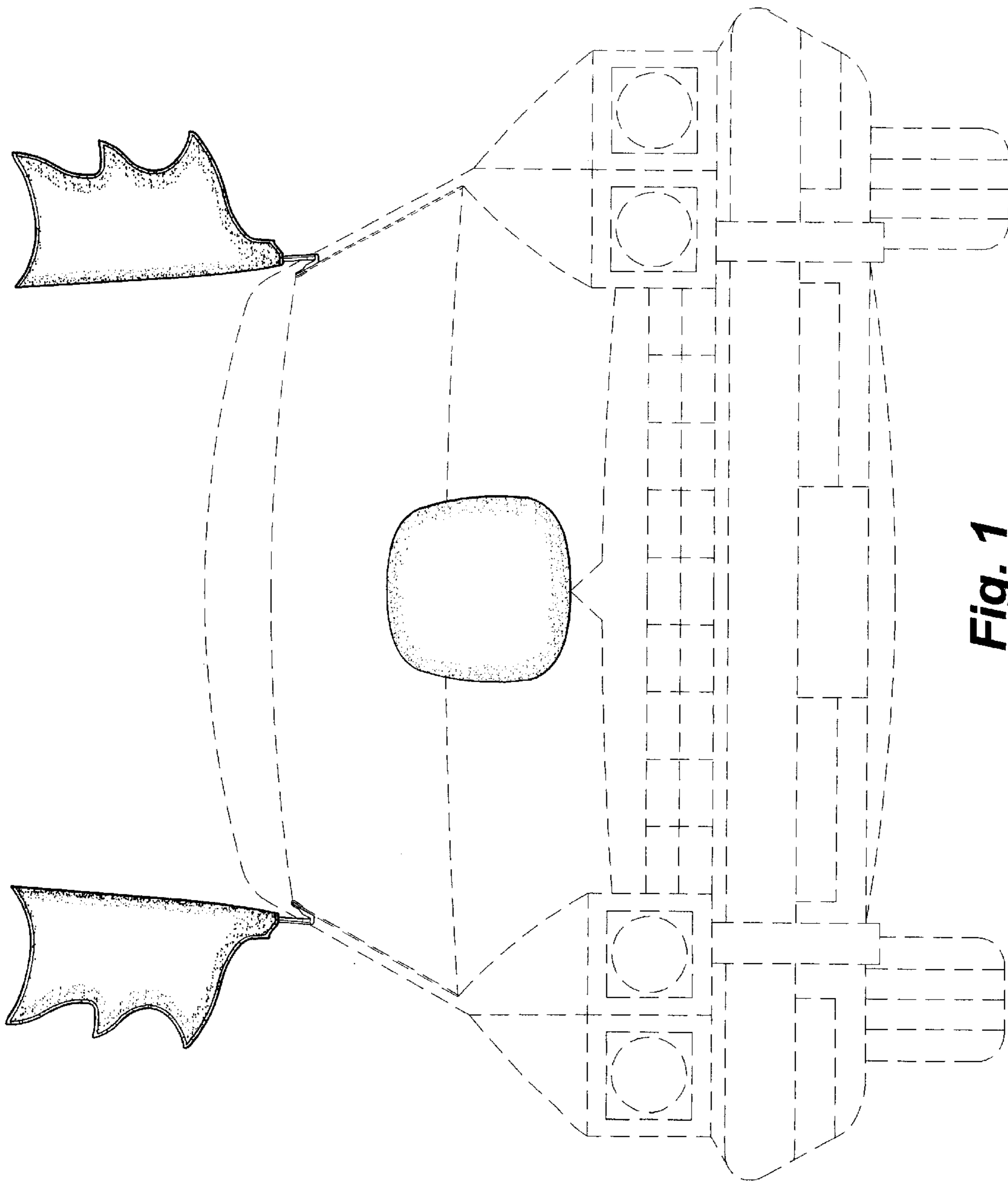


Fig. 1

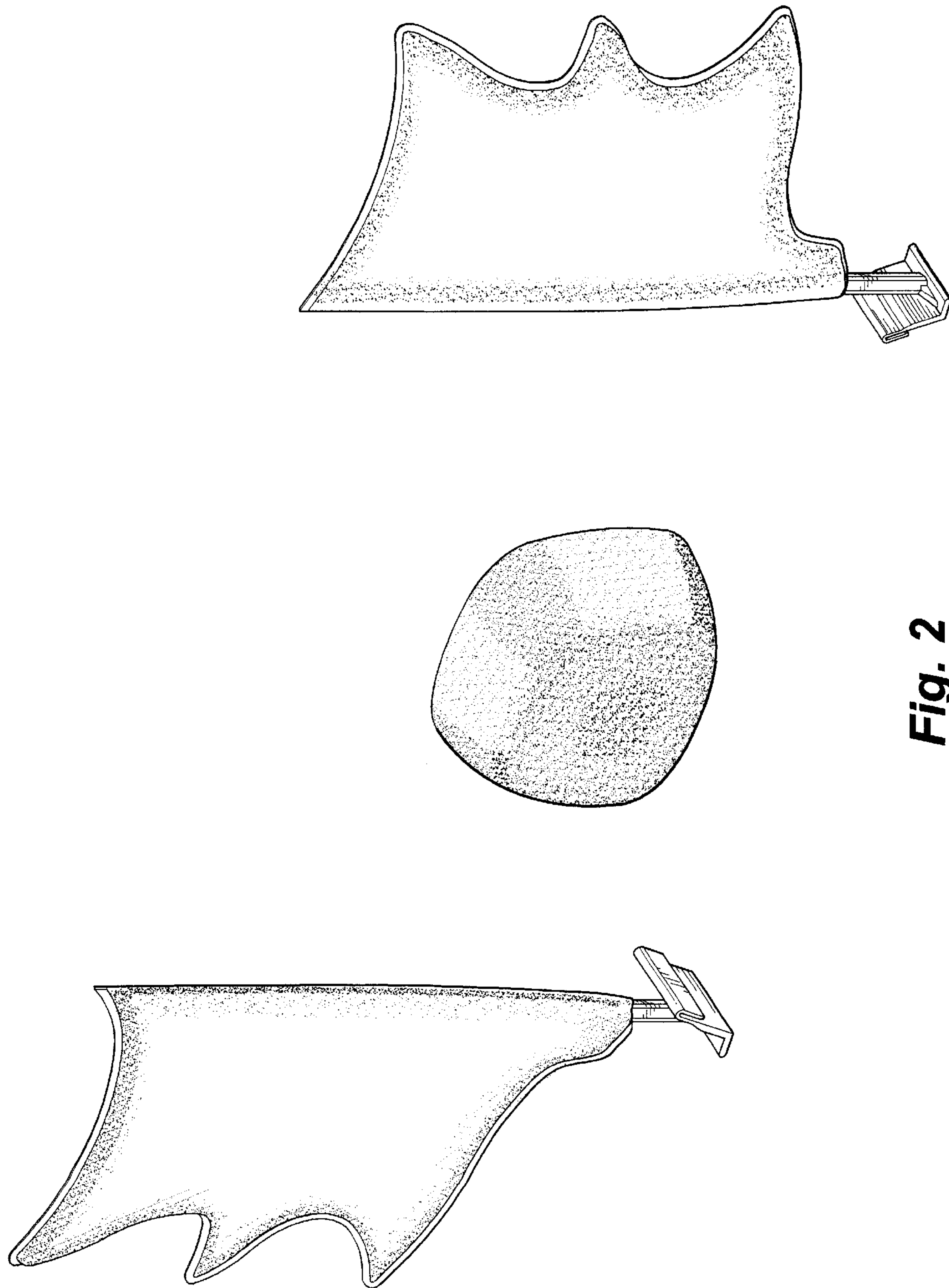


Fig. 2

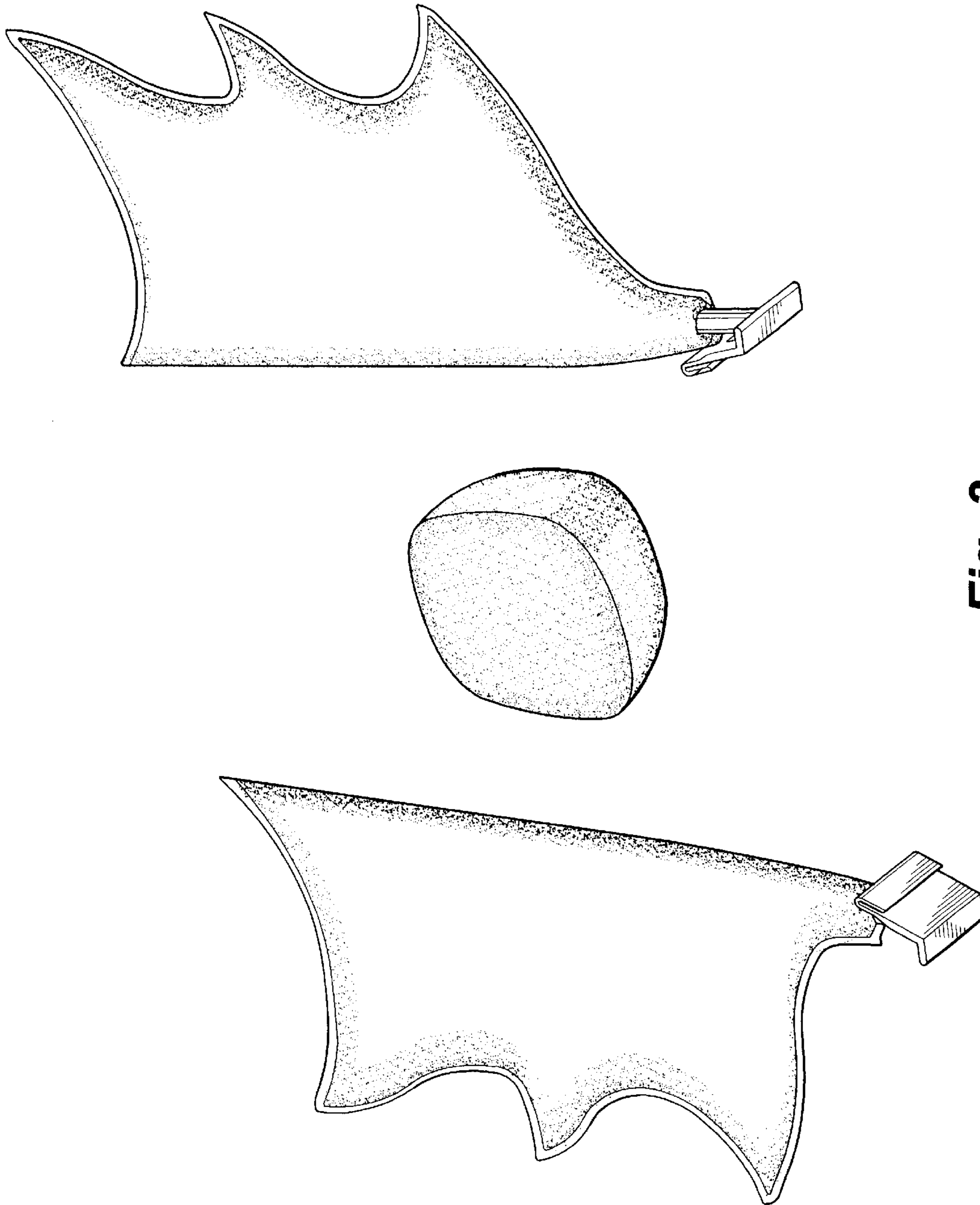


Fig. 3

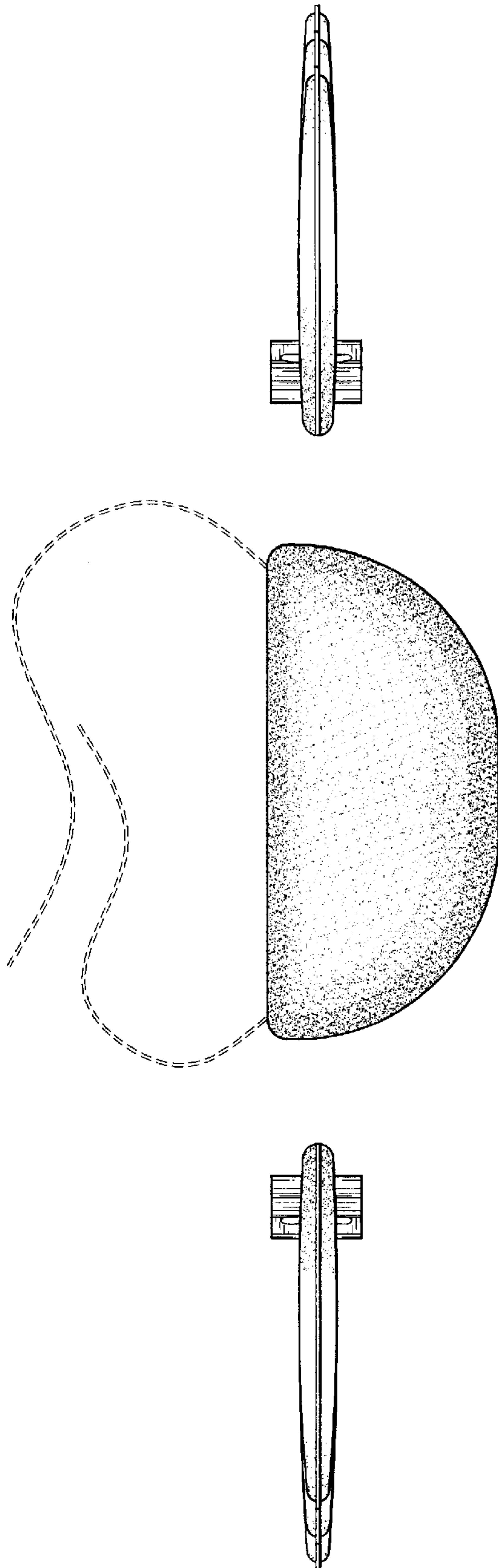


Fig. 4