

US00D522940S

(12) **United States Design Patent**
Pfeiffer

(10) **Patent No.:** **US D522,940 S**

(45) **Date of Patent:** **** Jun. 13, 2006**

(54) **FRONTAL CONFIGURATION OF A STEERING WHEEL**

(75) Inventor: **Peter Pfeiffer**, Boeblingen (DE)

(73) Assignee: **DaimlerChrysler AG**, Stuttgart (DE)

(**) Term: **14 Years**

(21) Appl. No.: **29/227,026**

(22) Filed: **Apr. 6, 2005**

(30) **Foreign Application Priority Data**

Dec. 9, 2004 (DE) 40406916

(51) **LOC (8) Cl.** **12-16**

(52) **U.S. Cl.** **D12/176**

(58) **Field of Classification Search** D12/176;
74/552, 558, 558.5

See application file for complete search history.

(56) **References Cited**

U.S. PATENT DOCUMENTS

D391,539 S * 3/1998 Sacco et al. D12/176

D440,914 S * 4/2001 Pfeiffer D12/176

D454,101 S * 3/2002 Pfeiffer et al. D12/176

D466,059 S * 11/2002 Pfeiffer et al. D12/176

D499,054 S * 11/2004 Pfeiffer D12/176

D503,665 S * 4/2005 Pfeiffer et al. D12/176

* cited by examiner

Primary Examiner—Melody N. Brown

(74) *Attorney, Agent, or Firm*—Crowell & Moring LLP

(57) **CLAIM**

The ornamental design for a frontal configuration of a steering wheel, as shown and described.

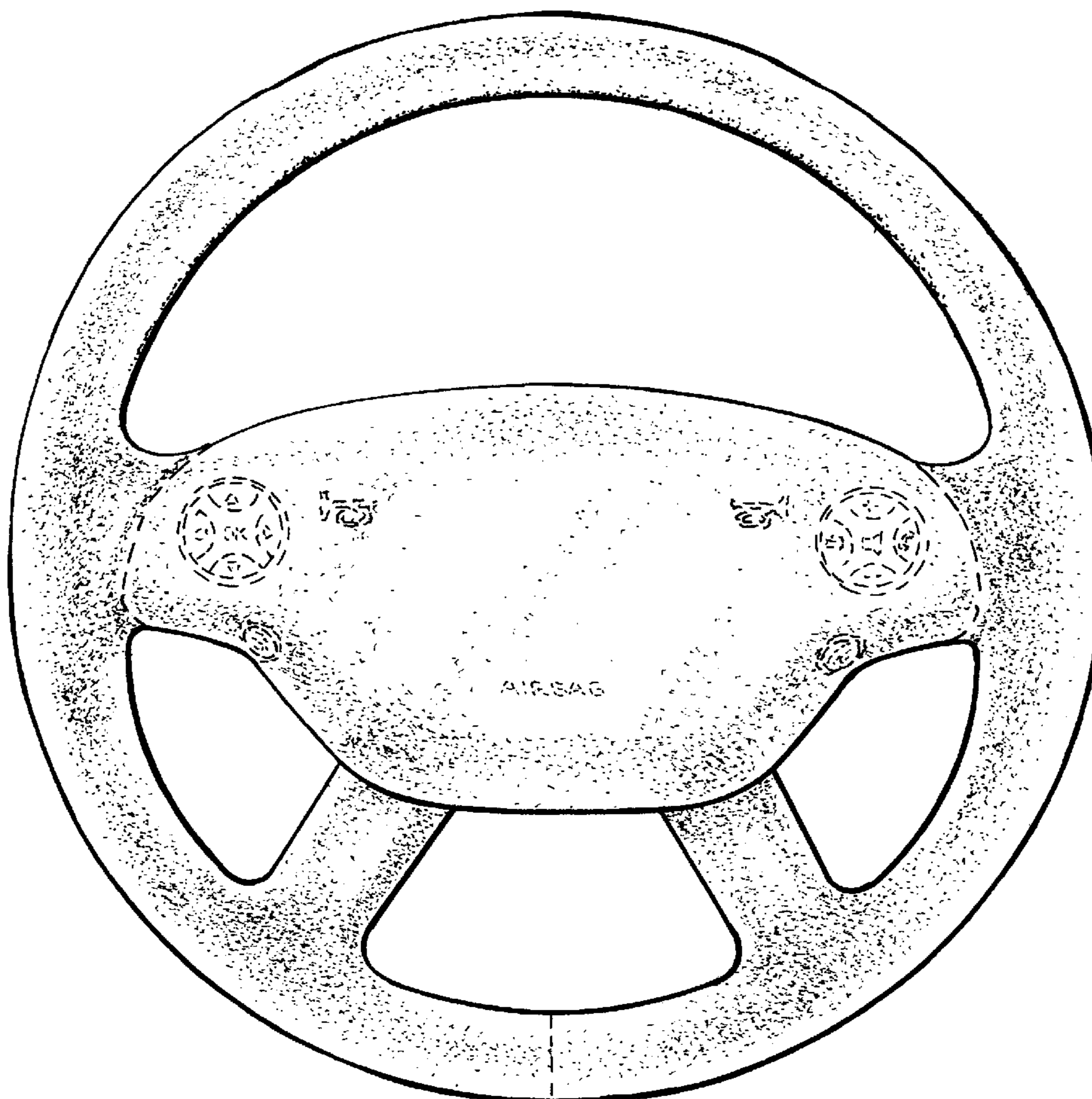
DESCRIPTION

FIG. 1 is a front view of a frontal configuration of a steering wheel according to my novel design; and,

FIG. 2 is a perspective view of the frontal configuration of a steering wheel according to my novel design.

The broken lines are for illustrative purposes only and form no part of the claimed design.

1 Claim, 1 Drawing Sheet



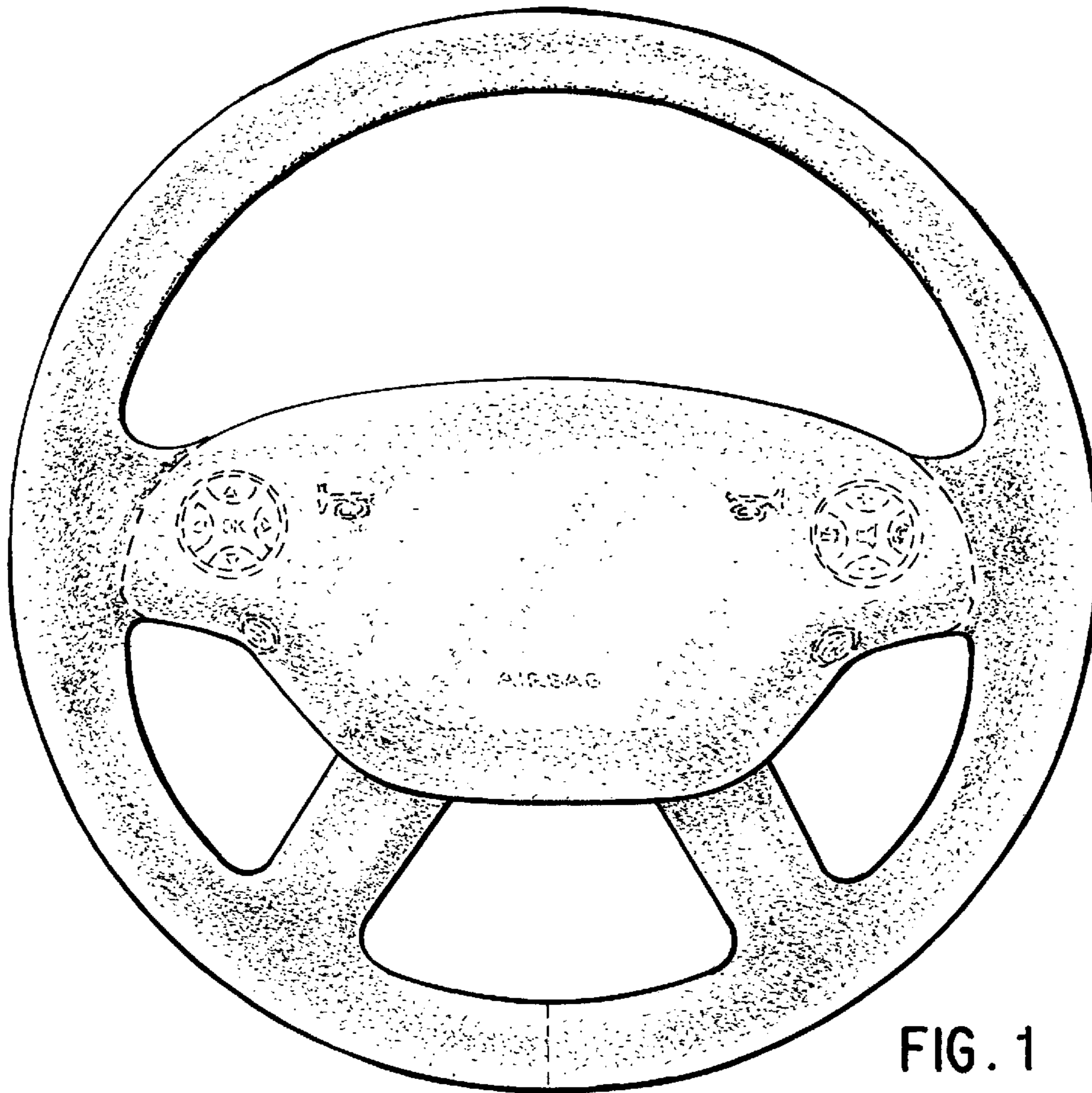


FIG. 1

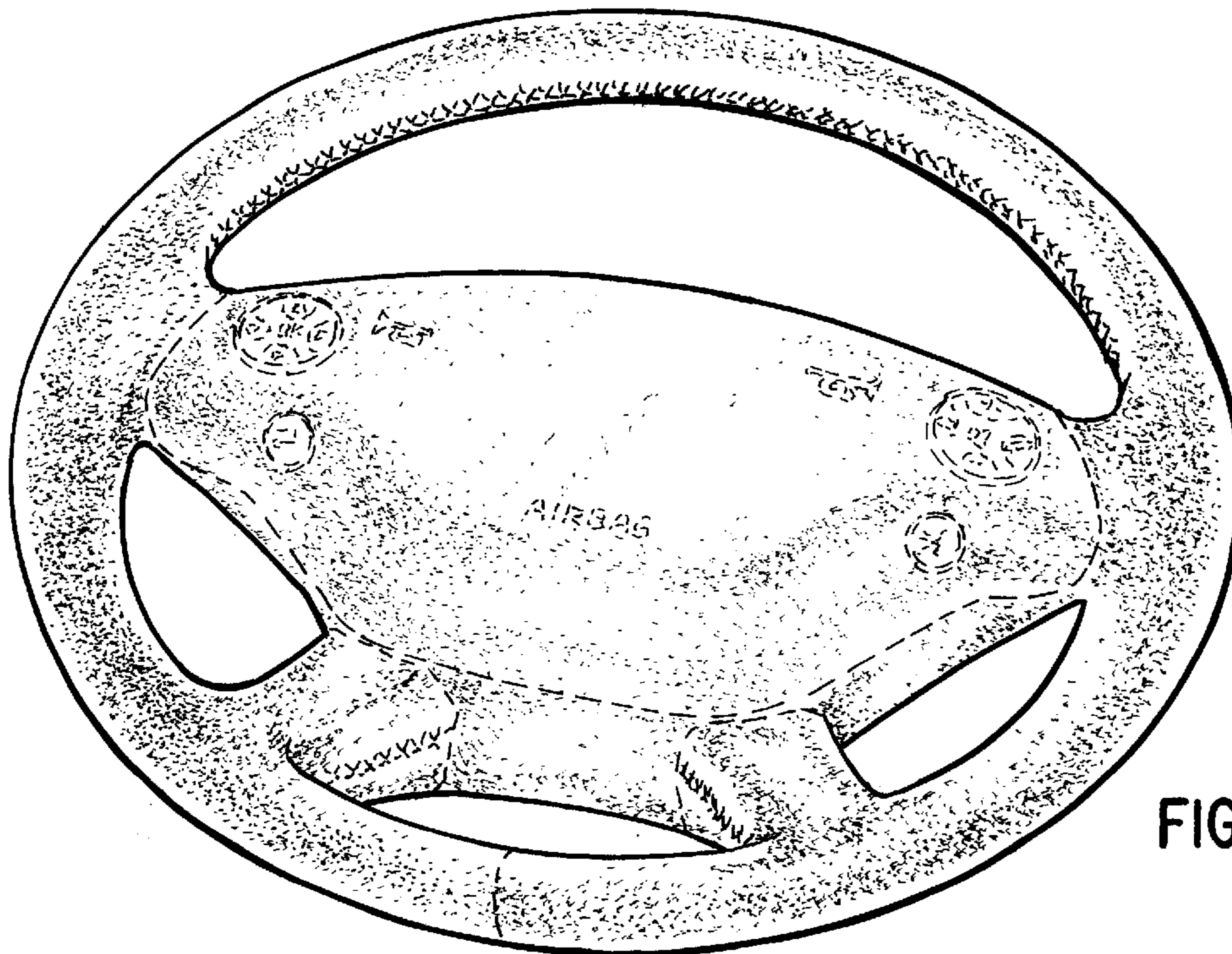


FIG. 2