



US00D522936S

(12) **United States Design Patent**
Beigel et al.

(10) **Patent No.:** **US D522,936 S**

(45) **Date of Patent:** **** Jun. 13, 2006**

(54) **GRILLE OF A TRUCK VEHICLE**

(75) Inventors: **David J. Beigel**, Payne, OH (US);
Franz Mueller, Fort Wayne, IN (US)

(73) Assignee: **International Truck and Engine Corporation Canada**, Warrenville, IL (US)

(**) Term: **14 Years**

(21) Appl. No.: **29/232,349**

(22) Filed: **Jun. 16, 2005**

(51) **LOC (8) Cl.** **12-16**

(52) **U.S. Cl.** **D12/163**

(58) **Field of Classification Search** D12/163,
D12/171, 90-92, 96, 169, 196; 180/68.1,
180/68.6; 296/193.11; 293/102, 113, 115
See application file for complete search history.

(56) **References Cited**

U.S. PATENT DOCUMENTS

D445,361 S 7/2001 Tirey et al.
D445,384 S 7/2001 Tirey et al.

D447,099 S 8/2001 Tirey et al.
D452,464 S 12/2001 Beigel
D455,381 S * 4/2002 Maher et al. D12/163
D460,023 S * 7/2002 Beigel D12/96
D465,749 S 11/2002 Beigel
D466,450 S * 12/2002 Maher et al. D12/96

* cited by examiner

Primary Examiner—Melody N. Brown

(74) *Attorney, Agent, or Firm*—Gerald W. Askew; Jeffrey P. Calfa; Dennis Kelly Sullivan

(57) **CLAIM**

The ornamental design for a grille of a truck vehicle, as shown and described.

DESCRIPTION

FIG. 1 is a right, front perspective view of a grille of a truck vehicle showing our new design;
FIG. 2 is a front view thereof;
FIG. 3 is a top view thereof;
FIG. 4 is a bottom view thereof;
FIG. 5 is a left side view thereof; and,
FIG. 6 is a right side view thereof.

1 Claim, 2 Drawing Sheets




FIG. 1


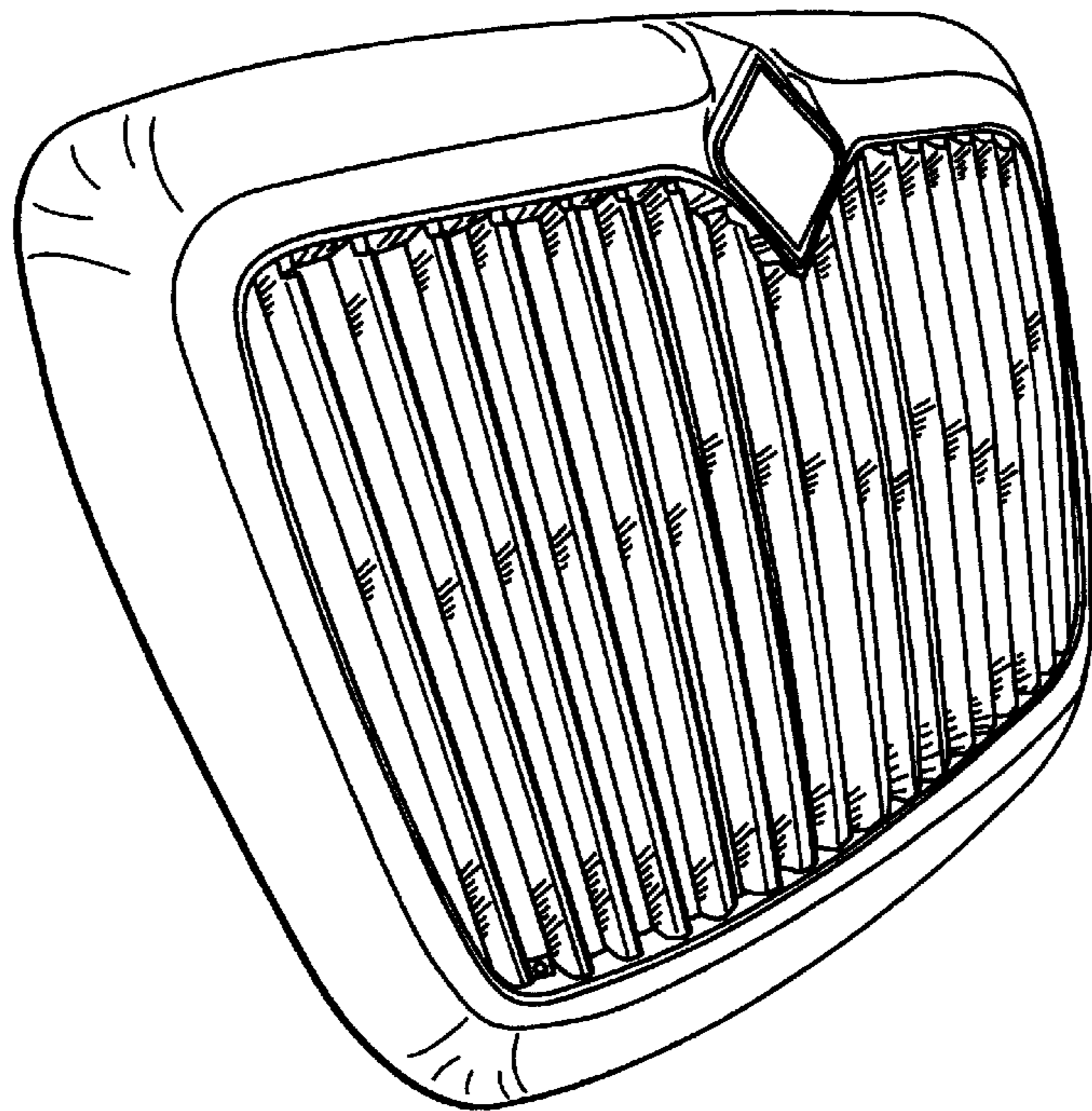


FIG. 2

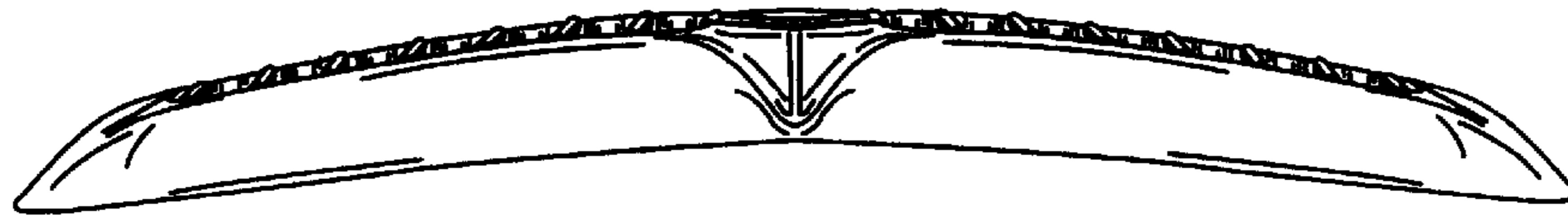


FIG. 3



FIG. 4




FIG. 5




FIG. 6