

US00D522935S

(12) **United States Design Patent**  
**Marchese et al.**

(10) **Patent No.:** **US D522,935 S**  
(45) **Date of Patent:** **\*\* Jun. 13, 2006**

(54) **DIAMOND AUTOMOTIVE GRILLE**

D494,513 S \* 8/2004 Ito ..... D12/163  
D509,463 S \* 9/2005 Nakamura et al. .... D12/163  
D510,303 S \* 10/2005 Spagnola ..... D12/163

(76) Inventors: **Daniel Shea Marchese**, 26952 Vista Ter., Lake Forest, CA (US) 92630;  
**Jennifer Lynn Marchese**, 26952 Vista Ter., Lake Forest, CA (US) 92630

\* cited by examiner

*Primary Examiner*—Melody N. Brown

(\*\*) Term: **14 Years**

(57) **CLAIM**

(21) Appl. No.: **29/227,094**

We claim the ornamental design for a diamond automotive grille, as shown and described.

(22) Filed: **Apr. 5, 2005**

**DESCRIPTION**

(51) **LOC (8) Cl.** ..... **12-16**

(52) **U.S. Cl.** ..... **D12/163**

(58) **Field of Classification Search** ..... D12/163,  
D12/171, 90-92, 216, 169, 196; 180/68.1,  
180/68.6; 296/193.1; 293/102, 113, 115  
See application file for complete search history.

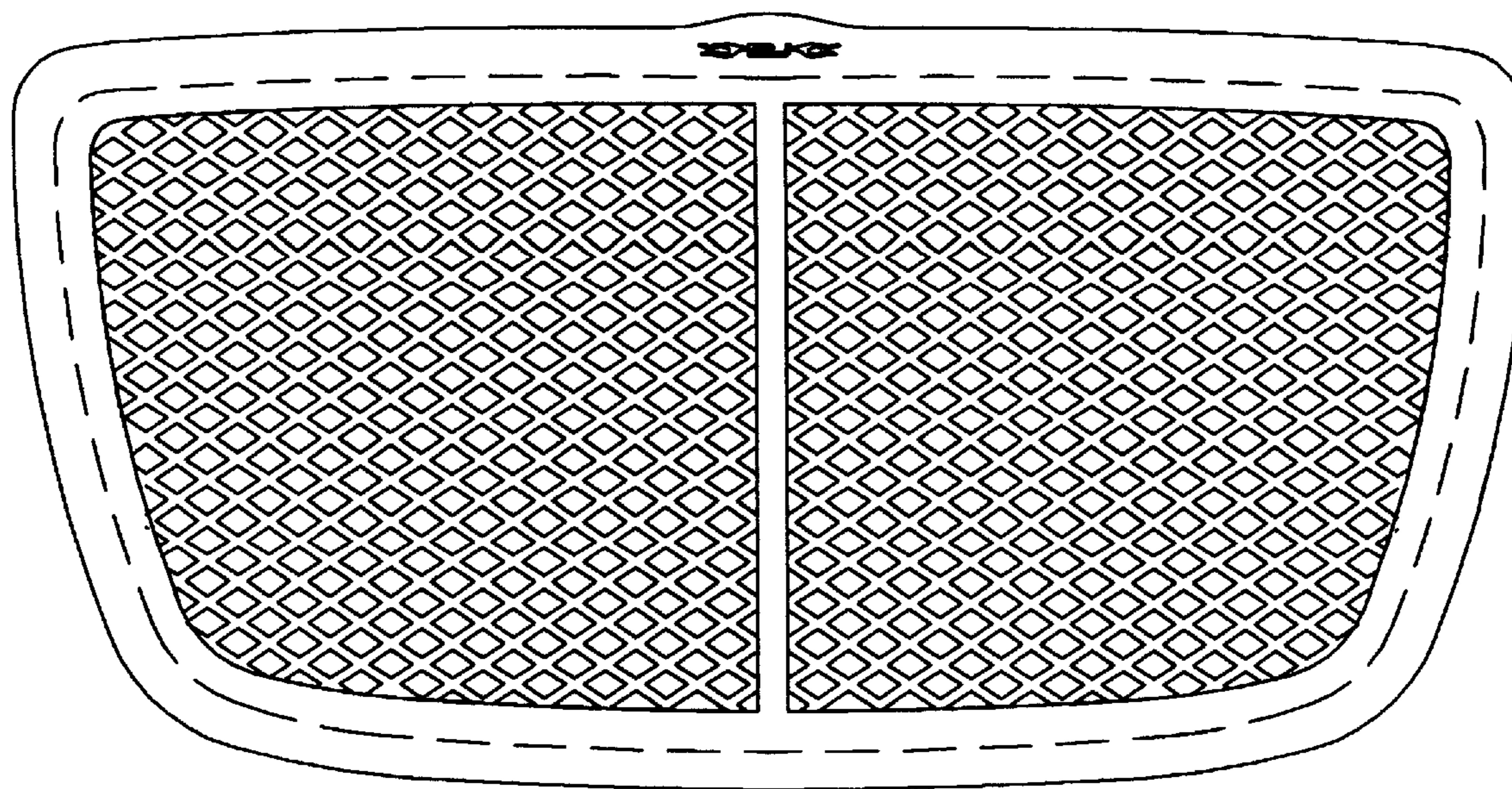
FIG. 1 is a front view of the diamond automotive grille.  
FIG. 2 is a rear view of the diamond automotive grille.  
FIG. 3 is a left side view of the diamond automotive grille.  
FIG. 4 is a right side view of the diamond automotive grille.  
FIG. 5 is a top view of the diamond automotive grille; and,  
FIG. 6 is a bottom view of the diamond automotive grille.  
The diamond automotive grille of the invention is characterized by diagonally aligned apertures approximately 1/2 inch in width. The broken lines are shown for illustrative purposes only and form no part of the claimed design.

(56) **References Cited**

U.S. PATENT DOCUMENTS

D405,037 S \* 2/1999 Meryman et al. .... D12/163  
D479,166 S \* 9/2003 Tanaka et al. .... D12/163  
D491,117 S \* 6/2004 Hayashi ..... D12/163

**1 Claim, 2 Drawing Sheets**



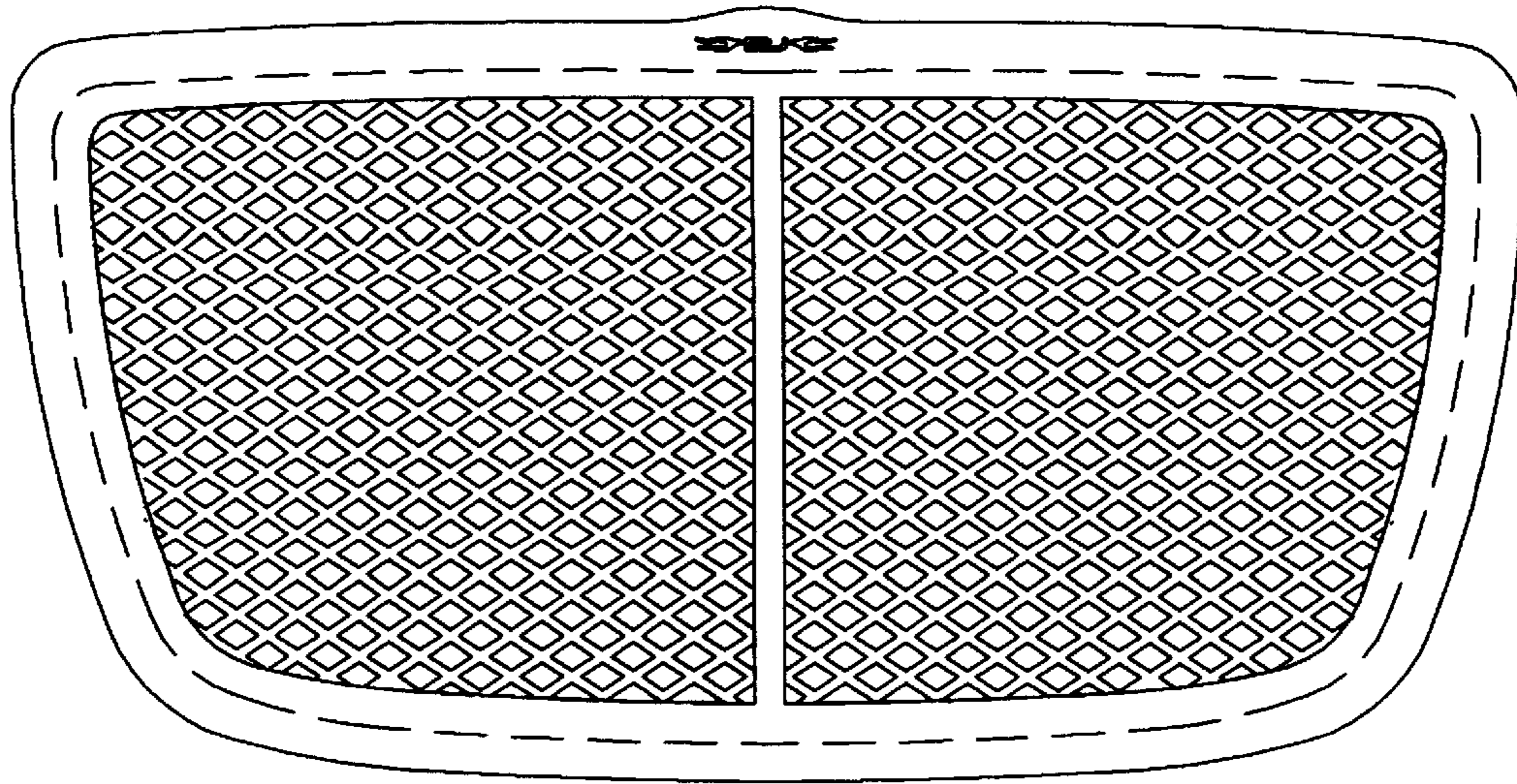


FIG. 1

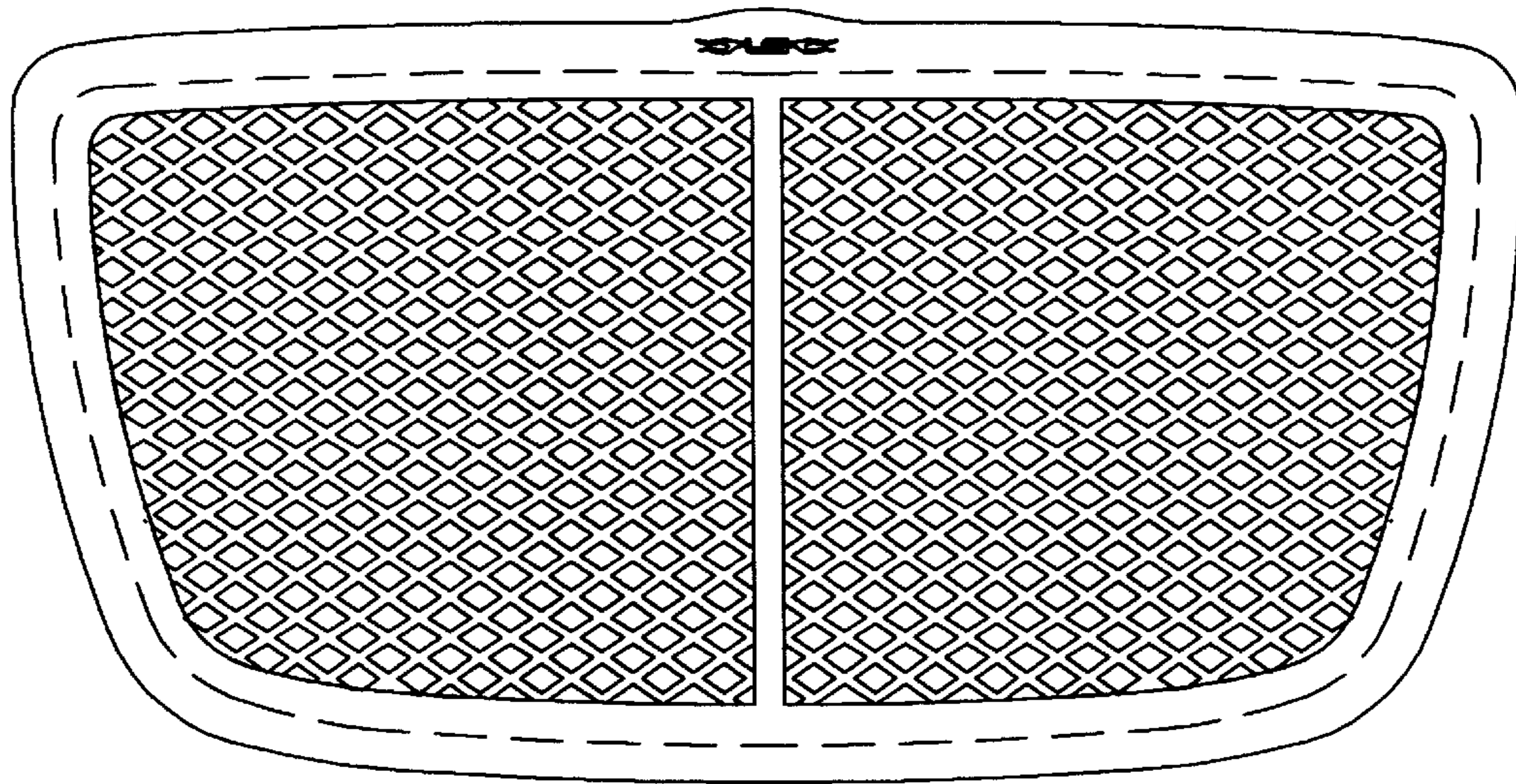


FIG. 2



FIG. 3



FIG. 4



FIG. 5



FIG. 6