



US00D522929S

(12) **United States Design Patent**
Freund, Jr.

(10) **Patent No.:** **US D522,929 S**
(45) **Date of Patent:** **** Jun. 13, 2006**

(54) **ADJUSTABLE HIGHWAY FOOTREST FOR USE WITH MOTORCYCLES**

6,394,214 B1 5/2002 Hahm
D484,074 S 12/2003 Henneberry

(76) Inventor: **Robert H. Freund, Jr.**, 391 Gumwood Rd., Niles, MI (US) 49120

(**) Term: **14 Years**

(21) Appl. No.: **29/228,075**

(22) Filed: **Apr. 19, 2005**

(51) **LOC (8) Cl.** **12-11**

(52) **U.S. Cl.** **D12/114**

(58) **Field of Classification Search** D12/110,
D12/114, 122, 125, 203, 222; 280/288.4,
280/291, 163, 164.1, 304.3, 304.4; 74/564;
180/219; 296/75

See application file for complete search history.

(56) **References Cited**

U.S. PATENT DOCUMENTS

604,168 A	5/1898	Divine
3,794,353 A	2/1974	Oliver
4,437,535 A	3/1984	Winchell et al.
4,506,754 A	3/1985	Hirano et al.
D348,422 S	7/1994	Rasmusen
D361,311 S	8/1995	Lindby
D365,534 S	12/1995	Malone et al.

OTHER PUBLICATIONS

J & P Cycles ® 2003 Black Book, Forward Peg Set for Sportster ® 1984–97 shown on p. 235.*

* cited by examiner

Primary Examiner—Alan P. Douglas

Assistant Examiner—Linda Brooks

(74) *Attorney, Agent, or Firm*—Clifford W. Browning; Woodard, Emhardt, Moriarty, McNett & Henry LLP

(57) **CLAIM**

The ornamental design for an adjustable highway footrest for use with motorcycles, as shown and described.

DESCRIPTION

FIG. 1 is a front perspective view of an adjustable highway footrest for use with motorcycles, showing my new design.

FIG. 2 is a front view of FIG. 1.

FIG. 3 is a top view of FIG. 1.

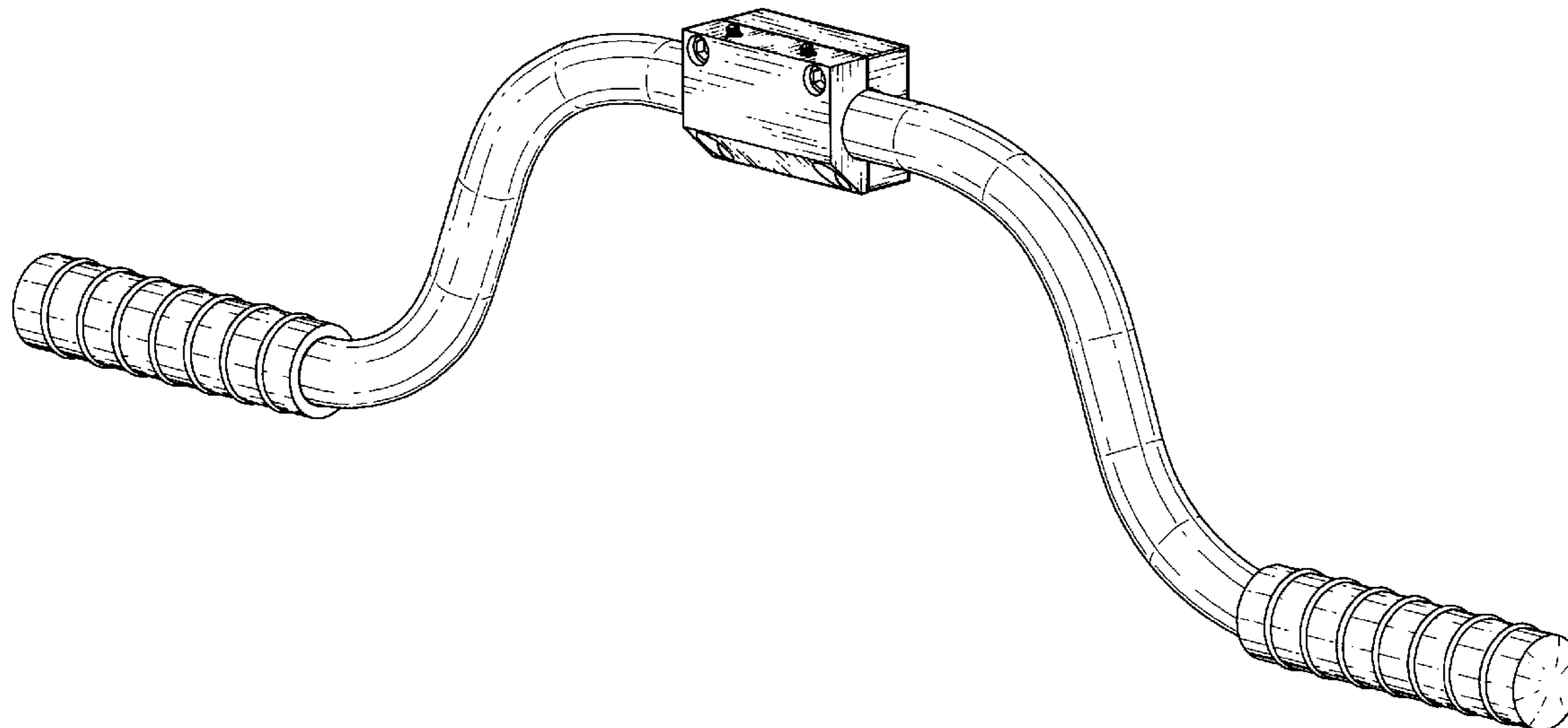
FIG. 4 is a right side view of FIG. 1.

FIG. 5 is a left side view of FIG. 1.

FIG. 6 is a back view of FIG. 1; and,

FIG. 7 is a bottom view of FIG. 1.

1 Claim, 4 Drawing Sheets



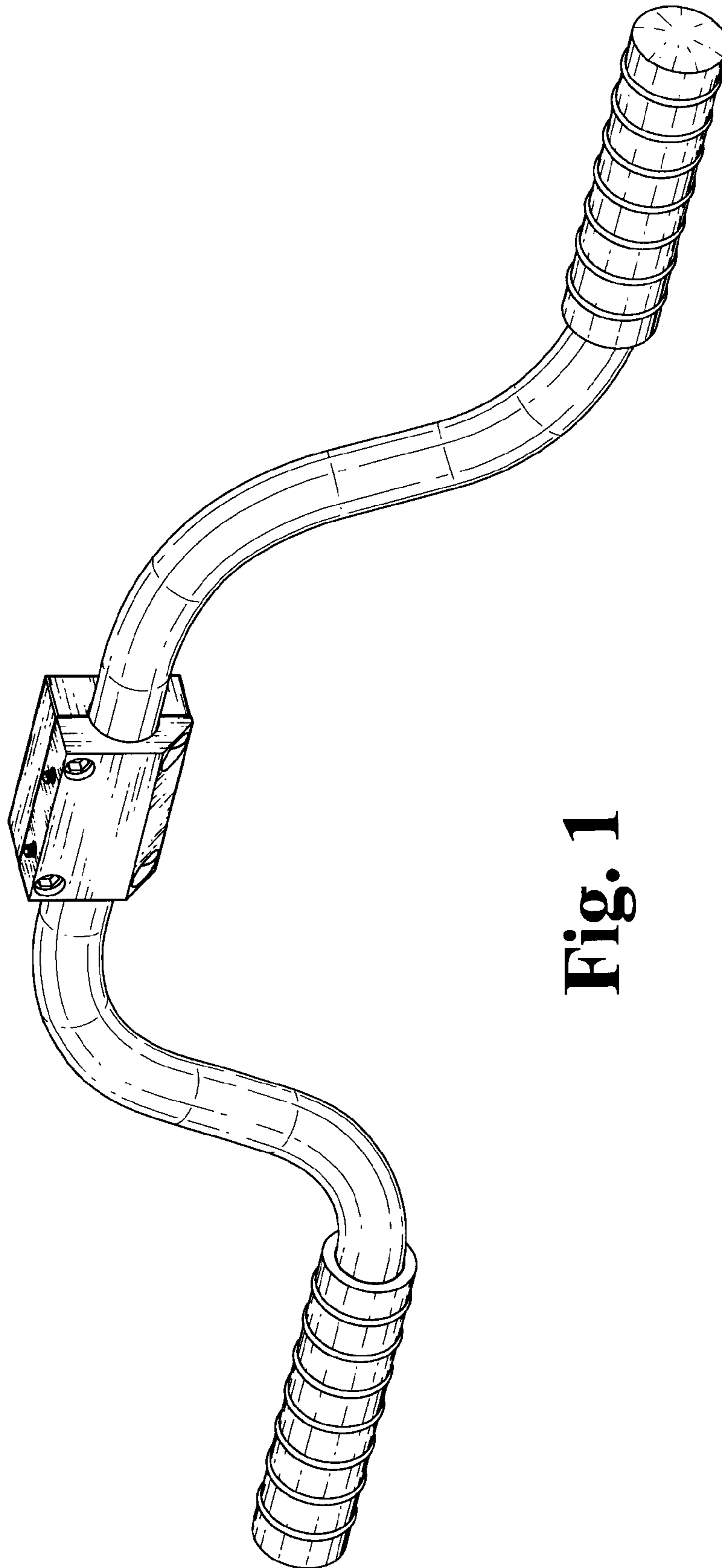


Fig. 1

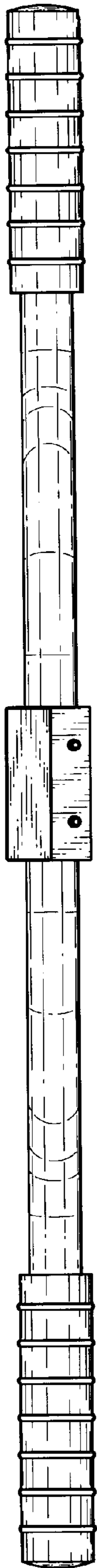


Fig. 3

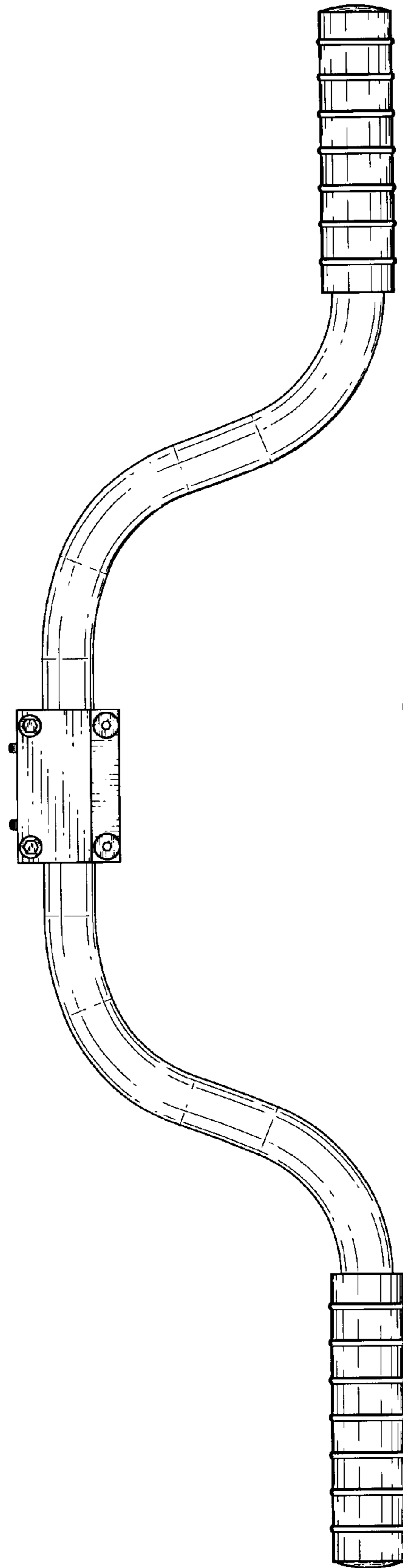


Fig. 2

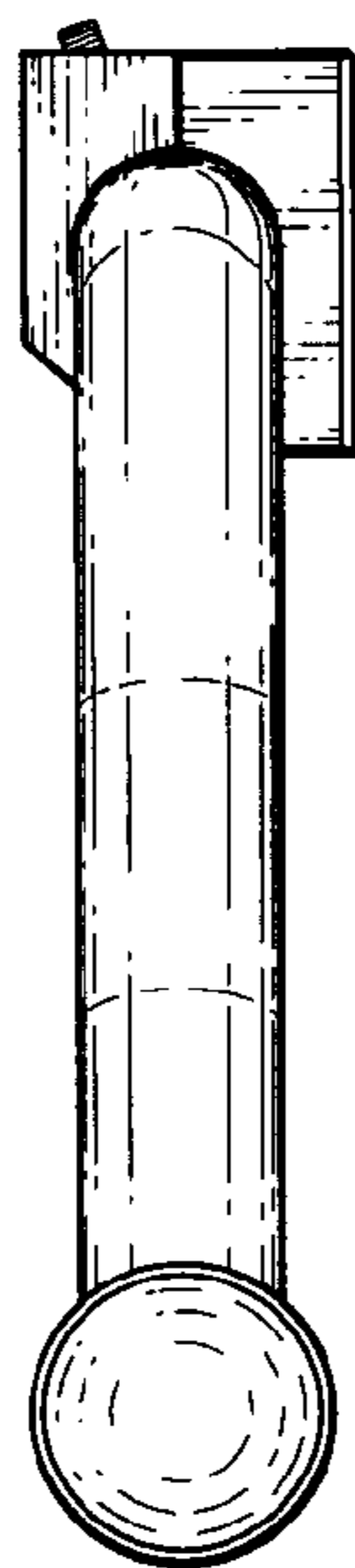


Fig. 4



Fig. 5

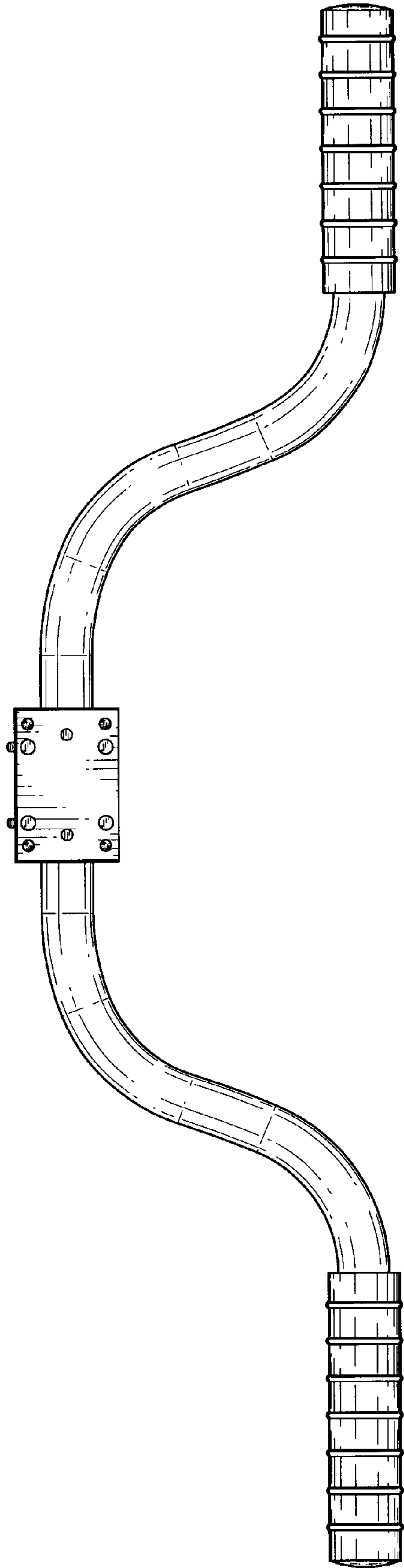


Fig. 6




Fig. 7