

US00D522923S

(12) **United States Design Patent**
Genung

(10) **Patent No.:** **US D522,923 S**

(45) **Date of Patent:** **** Jun. 13, 2006**

(54) **FULL LENGTH DOUBLE-SIDED
EXPANDABLE ROOM FOR A
RECREATIONAL VEHICLE**

(75) **Inventor:** **Cynthia Genung**, Moscow, IA (US)

(73) **Assignee:** **HWH Coach Inc.**, Moscow, IA (US)

(**) **Term:** **14 Years**

(21) **Appl. No.:** **29/204,629**

(22) **Filed:** **May 3, 2004**

(51) **LOC (8) Cl.** **12-10**

(52) **U.S. Cl.** **D12/104**

(58) **Field of Classification Search** D12/104;
296/26.01-26.03, 165, 171, 26.12-26.14;
52/67

See application file for complete search history.

(56) **References Cited**

U.S. PATENT DOCUMENTS

D193,549 S	*	9/1962	Zipursky et al.	D12/104
3,887,226 A	*	6/1975	Hart	296/26.11
D241,027 S	*	8/1976	Cox	D12/104
D255,027 S	*	5/1980	Hemminger	D12/403
D274,844 S	*	7/1984	Corey	D25/22
D323,476 S		1/1992	Shea, Sr.		
D338,432 S		8/1993	Slayter et al.		
D376,562 S		12/1996	Sealy et al.		
6,224,126 B1	*	5/2001	Martin et al.	296/26.01
D449,797 S		10/2001	Gerzeny et al.		
6,325,437 B1	*	12/2001	Hiebert et al.	296/26.01
6,354,646 B1	*	3/2002	McManus et al.	296/26.13

6,402,216 B1	*	6/2002	McManus et al.	296/26.14
D460,721 S		7/2002	Rex		
D461,144 S		8/2002	Rex		
6,536,821 B1	*	3/2003	Gardner	296/26.01
6,575,514 B1	*	6/2003	McManus et al.	296/26.01
6,619,713 B1	*	9/2003	Eichhorn	296/26.01
D488,744 S	*	4/2004	Ciarfello	D12/104

* cited by examiner

Primary Examiner—Melody N. Brown

(74) *Attorney, Agent, or Firm*—Ryan N. Carter

(57) **CLAIM**

The ornamental design for a full length double-sided expandable room for a recreational vehicle, as shown and described.

DESCRIPTION

FIG. 1 is a top, front perspective view of a full length double-sided expandable room for a recreational vehicle showing my new design;

FIG. 2 is a top, rear perspective view thereof;

FIG. 3 is a top plan view thereof;

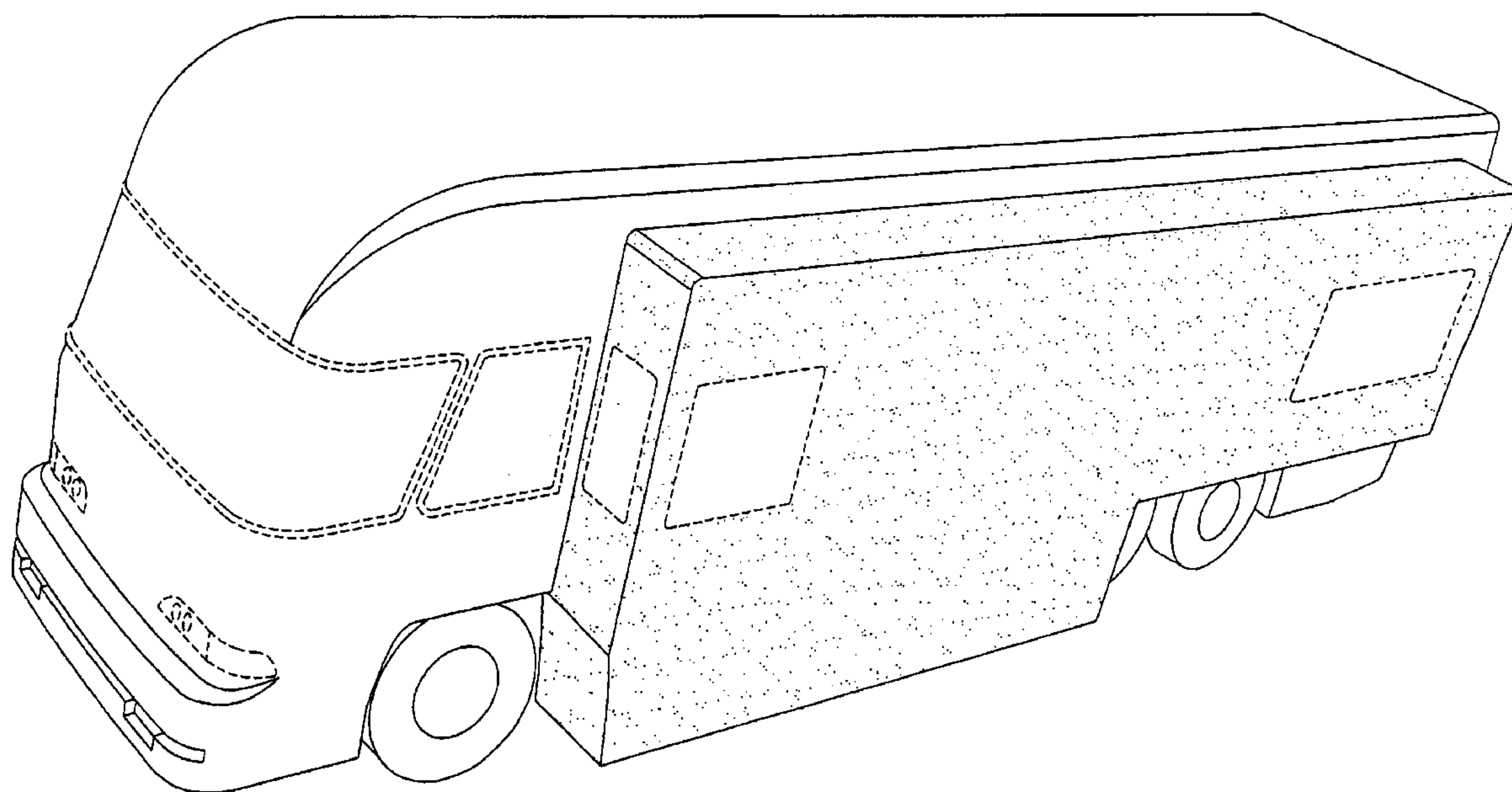
FIG. 4 is a right side elevational view thereof, the left side elevational view being a mirror image of the right side elevational view;

FIG. 5 is a front elevational view thereof; and,

FIG. 6 is a rear elevational view thereof.

The broken lines shown the vehicle throughout the drawing views are for illustrative purposes only and form no part of the claimed design.

1 Claim, 6 Drawing Sheets



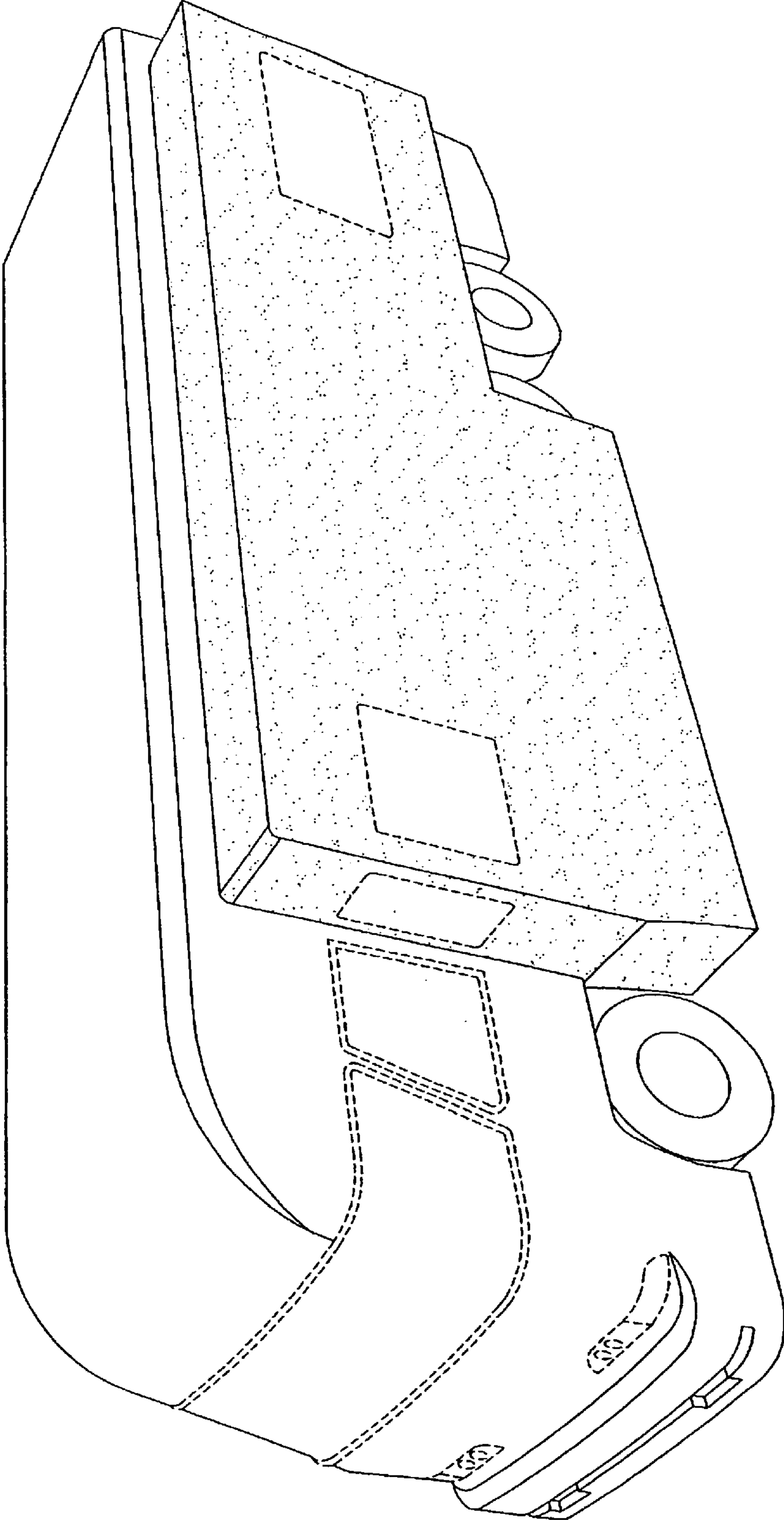


Fig. 1

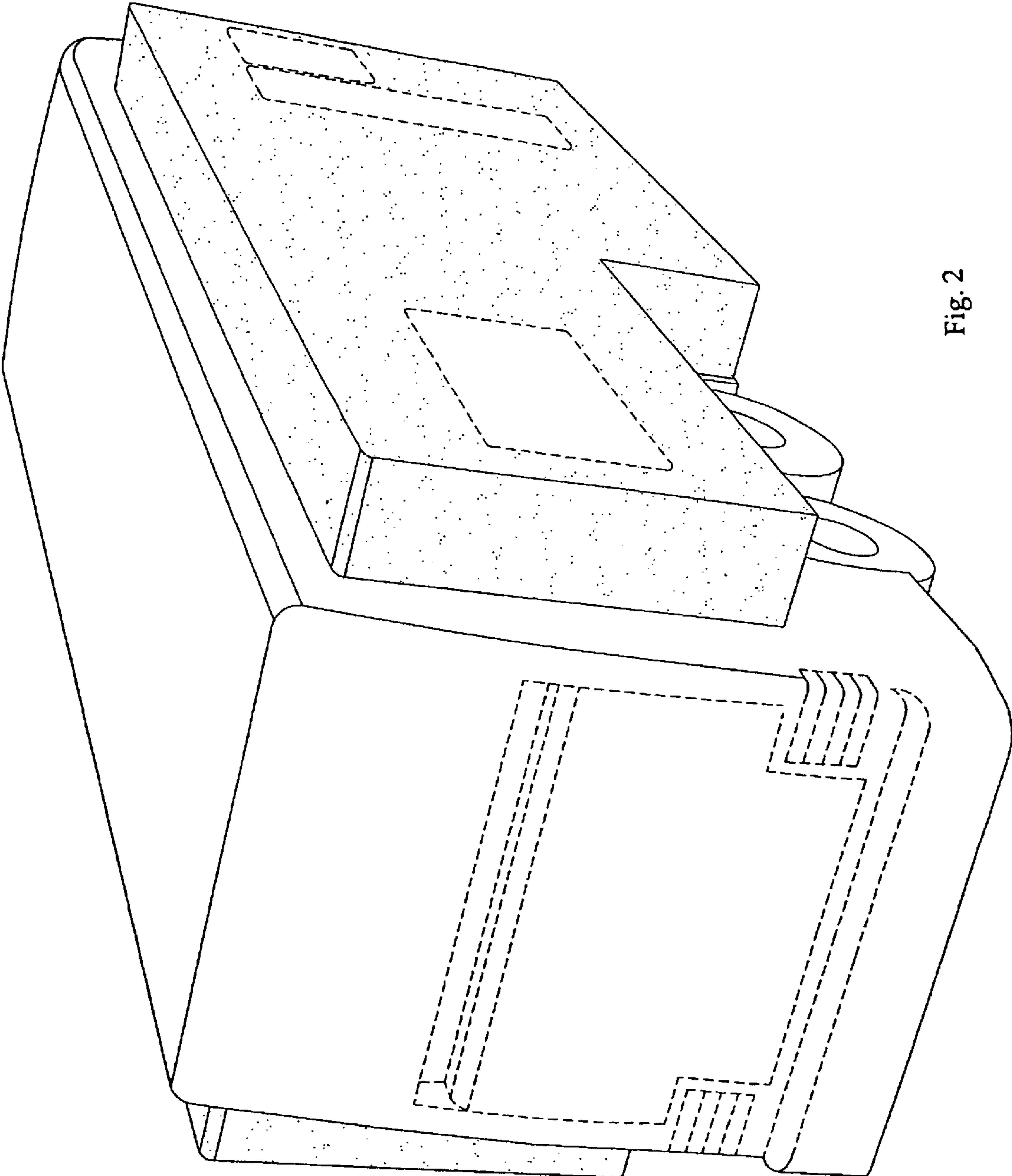


Fig. 2

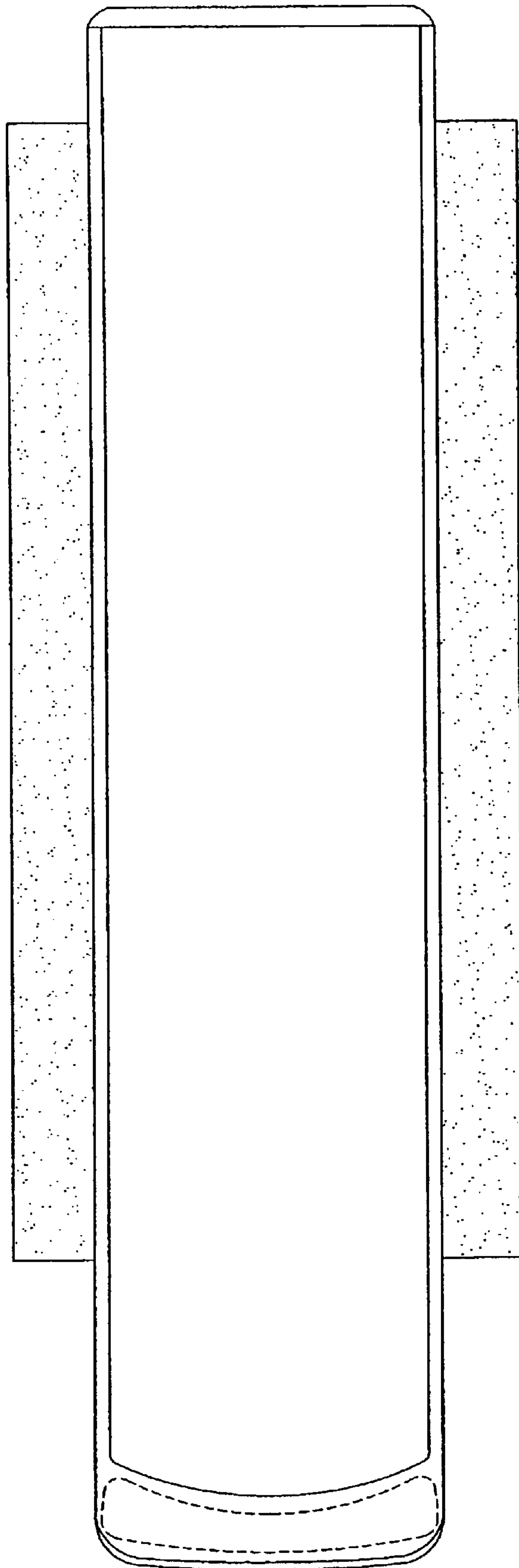


Fig. 3

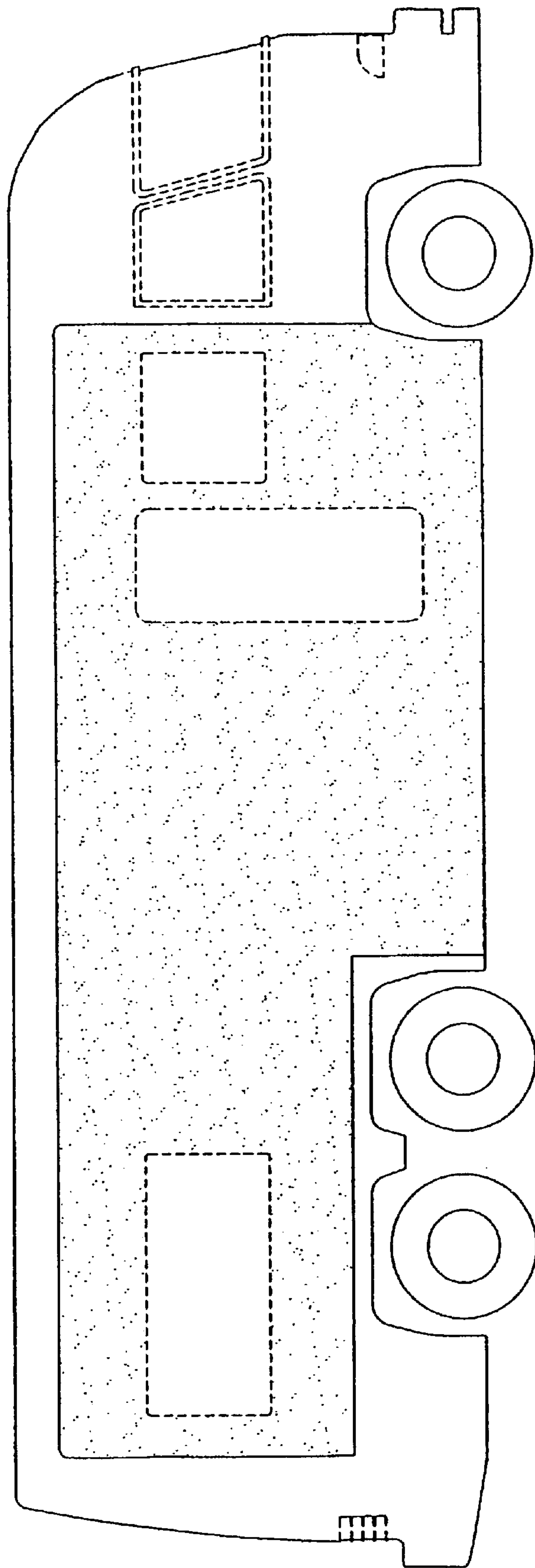


Fig. 4

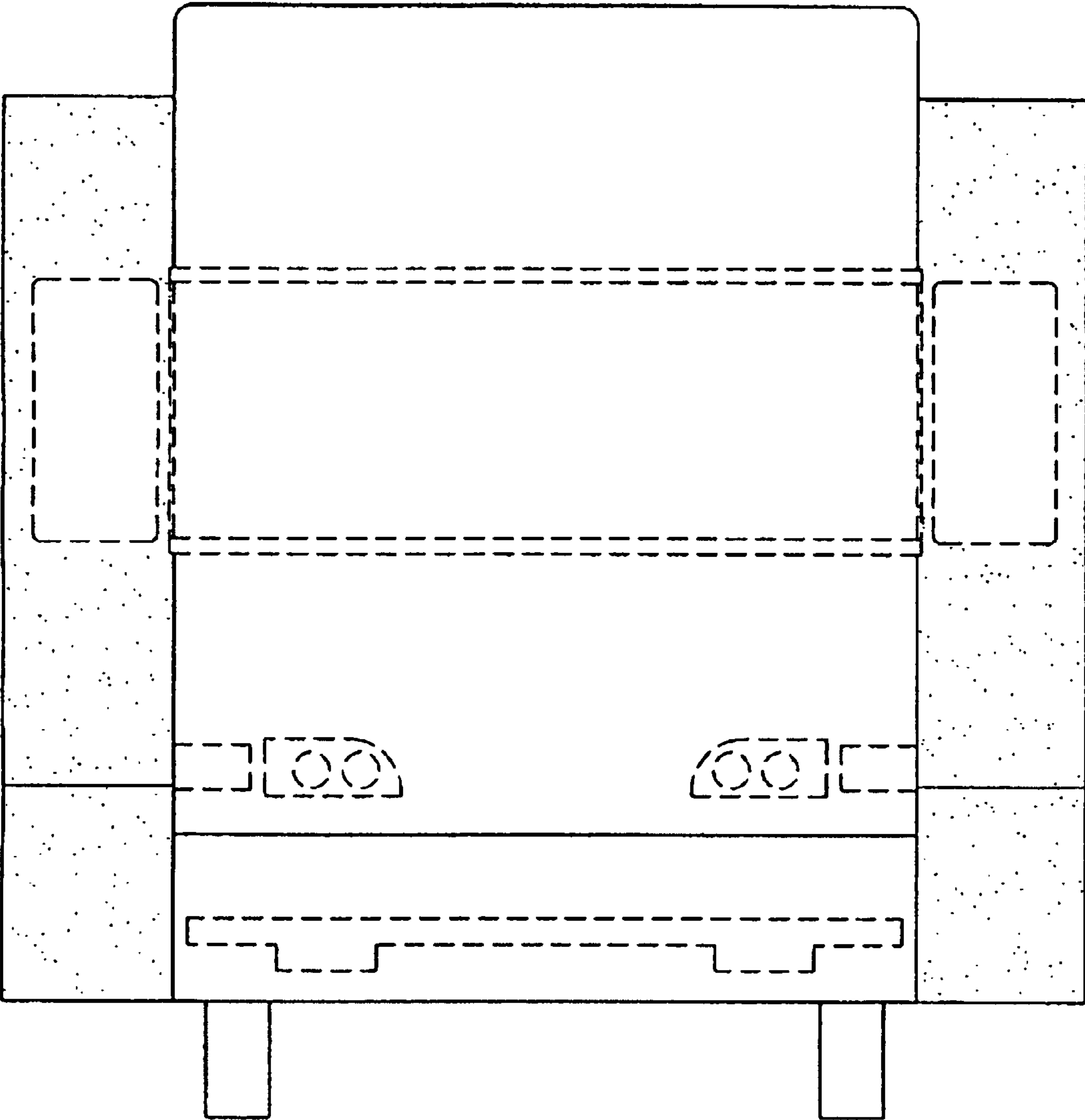


Fig. 5

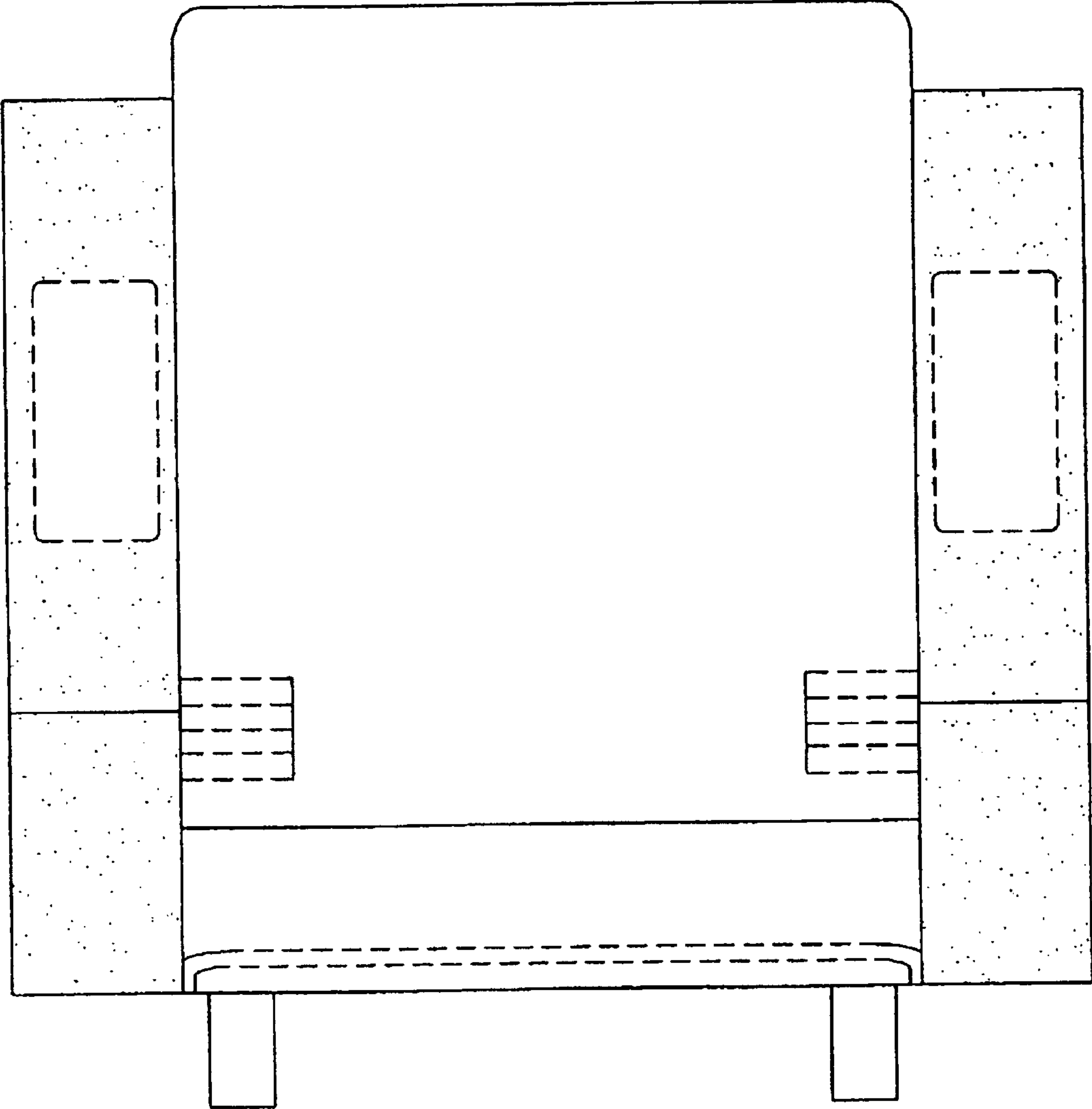


Fig. 6