



US00D522915S

(12) **United States Design Patent**  
**Bruckler**

(10) **Patent No.:** **US D522,915 S**  
(45) **Date of Patent:** **\*\* Jun. 13, 2006**

(54) **FLAG POLE HOLDER**

(76) Inventor: **Ferdinand Bruckler**, 5283  
Beachblanket Cir., Ft. Pierce, FL (US)  
34949

(\*\*) Term: **14 Years**

(21) Appl. No.: **29/196,467**

(22) Filed: **Dec. 31, 2003**

**Related U.S. Application Data**

(62) Division of application No. 29/179,232, filed on Apr. 8, 2003, now Pat. No. Des. 488,092.

(51) **LOC (8) Cl.** ..... **11-05**

(52) **U.S. Cl.** ..... **D11/182**

(58) **Field of Classification Search** ..... D6/512;  
D8/349, 354, 373, 380; D11/147, 166, 181,  
D11/182, 183; D19/81, 84, 93; 15/444; 40/124.5,  
40/218; 211/69.5; 248/65, 125.1, 127, 128,  
248/146, 158, 230.1, 346.01, 346.03, 511,  
248/512, 513, 514, 518, 519, 523, 524, 534,  
248/535, 536, 538, 539, 541, 676, 678, 688;  
273/260, 276, 288, 290

See application file for complete search history.

(56) **References Cited**

**U.S. PATENT DOCUMENTS**

881,006 A \* 3/1908 Kline ..... 446/124  
D60,498 S \* 2/1922 Mitz ..... D19/79  
1,597,266 A \* 8/1926 Dearman ..... 248/514  
2,052,600 A \* 9/1936 Boss ..... 142/1  
2,152,747 A \* 4/1939 Martin ..... 273/258

3,012,750 A \* 12/1961 Schermerhorn, Jr. .... 248/230.9  
D226,360 S \* 2/1973 Leedy ..... D19/77  
3,798,816 A \* 3/1974 Flaherty ..... 40/218  
3,964,264 A \* 6/1976 Tornabene ..... 405/76  
3,997,993 A \* 12/1976 Flaherty ..... 40/218  
4,275,872 A \* 6/1981 Mullis ..... 269/72  
4,593,877 A \* 6/1986 van der Wyk ..... 248/512  
5,033,629 A \* 7/1991 Caine ..... 211/69.5  
D350,311 S \* 9/1994 Willis et al. .... D11/182  
5,356,385 A \* 10/1994 Latini ..... 604/110  
5,520,396 A \* 5/1996 Therrien ..... 273/288  
6,138,978 A \* 10/2000 Andersen ..... 248/534  
6,295,945 B1 \* 10/2001 Amanze ..... 116/173  
D464,912 S \* 10/2002 Powell ..... D11/166  
6,585,207 B1 \* 7/2003 Ibbitson et al. .... 248/229.2

\* cited by examiner

*Primary Examiner*—Joel A. Sincavage

*Assistant Examiner*—Elizabeth Albert

(74) *Attorney, Agent, or Firm*—Ronald E. Greigg

(57) **CLAIM**

The ornamental design for a flag pole holder, as shown and described.

**DESCRIPTION**

FIG. 1 is a perspective view of a flag pole holder showing my new design;

FIG. 2 is a front elevational view thereof;

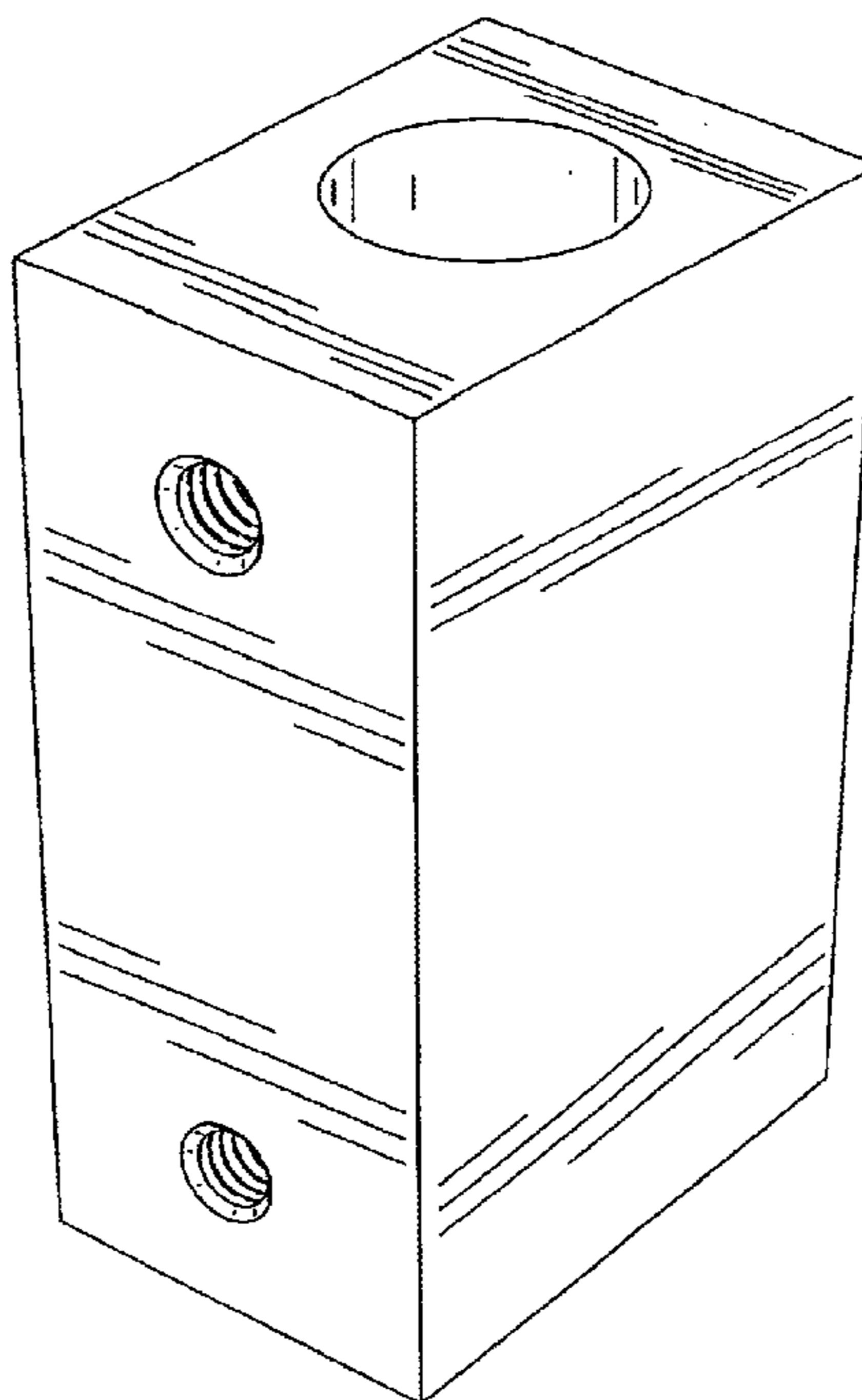
FIG. 3 is a right side elevational view, a left side elevational view being a mirror image thereof;

FIG. 4 is a rear elevational view thereof;

FIG. 5 is a bottom plan view thereof; and,

FIG. 6 is a top plan view thereof.

**1 Claim, 3 Drawing Sheets**






FIG. 1




FIG. 2




FIG. 3




FIG. 4




FIG. 5

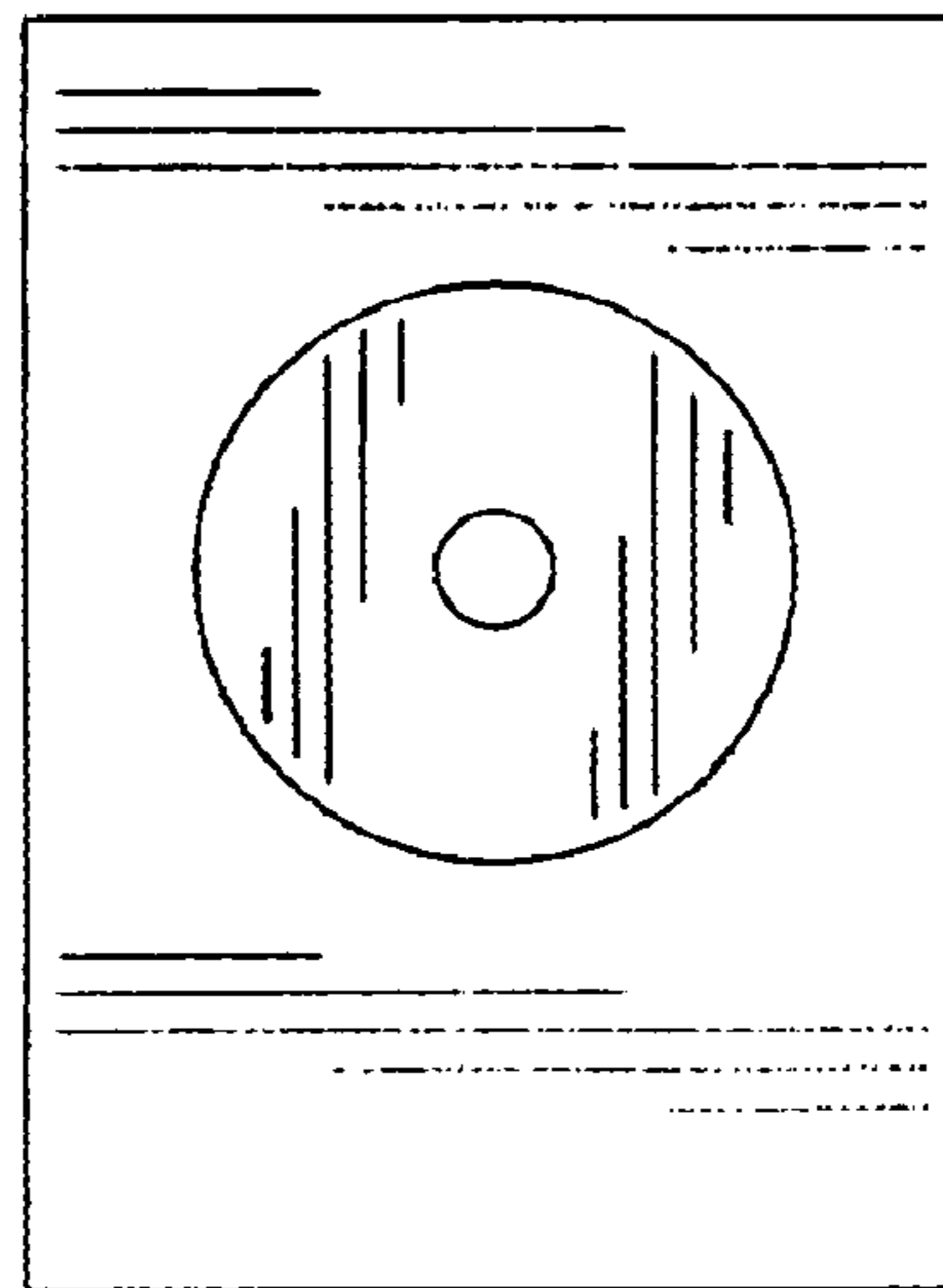


FIG. 6