

US00D522904S

(12) **United States Design Patent**
Lee

(10) **Patent No.: US D522,904 S**
(45) **Date of Patent: ** Jun. 13, 2006**

(54) **NOVELTY SURFBOARD**

(75) Inventor: **Joon Lee**, Seoul (KR)

(73) Assignee: **Truevine, Inc.**, Arlington Heights, IL (US)

(**) Term: **14 Years**

(21) Appl. No.: **29/232,882**

(22) Filed: **Jun. 24, 2005**

(51) **LOC (8) Cl.** **02-01**

(52) **U.S. Cl.** **D11/81; D3/211**

(58) **Field of Classification Search** D11/1-2,
D11/7, 40-44, 46-49, 53, 56-57, 59-61,
D11/63, 65, 79-83, 86-87, 89-90, 99, 91-92,
D11/101, 106, 200-201; 63/1.11, 18-20;
D3/207-211; 441/74, 79

See application file for complete search history.

(56) **References Cited**

U.S. PATENT DOCUMENTS

D265,898 S	*	8/1982	Cerkovnik et al.	D12/303
D307,980 S	*	5/1990	Walters	D3/211
D311,451 S	*	10/1990	Chan	D3/211
D326,040 S	*	5/1992	Wysopal	D8/34
D378,692 S	*	4/1997	Lincoln	D21/769
D403,500 S	*	1/1999	Winter	D3/211
D403,501 S	*	1/1999	Winter	D3/211
D403,502 S	*	1/1999	Winter	D3/211
D422,136 S	*	4/2000	Barrick, V	D3/211
D447,675 S	*	9/2001	Vaught	D8/38
D457,719 S	*	5/2002	Tu	D3/207
D495,937 S	*	9/2004	Kelleghan	D8/38
D503,206 S	*	3/2005	Debold	D21/769

* cited by examiner

Primary Examiner—Ralf Seifert

(74) *Attorney, Agent, or Firm*—Greer, Burns & Crain, Ltd.

(57) **CLAIM**

The ornamental design for a novelty surfboard, as shown and described.

DESCRIPTION

FIG. 1 is a perspective view of one embodiment of the present new design of a novelty surfboard;

FIG. 2 is a top view of the novelty surfboard of FIG. 1, the bottom view being identical to the top view;

FIG. 3 is a front view of the novelty surfboard of FIG. 1;

FIG. 4 is a rear view of the novelty surfboard of FIG. 1;

FIG. 5 is a side view of the novelty surfboard of FIG. 1, both sides being identical;

FIG. 6 is a perspective view of the novelty surfboard of FIG. 1, shown bent approximately transverse to the longitudinal direction;

FIG. 7 is a perspective view of the novelty surfboard of FIG. 1, shown with the front end and the rear end twisted in opposite directions;

FIG. 8 is a perspective view of another embodiment of the novelty surfboard of the present new design;

FIG. 9 is a top view of the novelty surfboard of FIG. 8, the bottom view being identical to the top view; wherein the front, rear and both side views are identical to the front, rear and both side views shown in FIGS. 3, 4 and 5, respectively; and

FIG. 10 is a perspective view of the novelty surfboard of FIG. 8, shown bent approximately transverse to the longitudinal direction;

FIG. 11 is a perspective view of the novelty surfboard of FIG. 8, shown with the front end and the rear end twisted in opposite directions; and,

FIG. 12 is a perspective view of the novelty surfboard of FIG. 8, shown in one sample environment.

The details shown in broken lines are for illustrative purposes only and form no part of the claimed design.

1 Claim, 3 Drawing Sheets




FIG. 1




FIG. 2




FIG. 3



FIG. 4




FIG. 5




FIG. 6

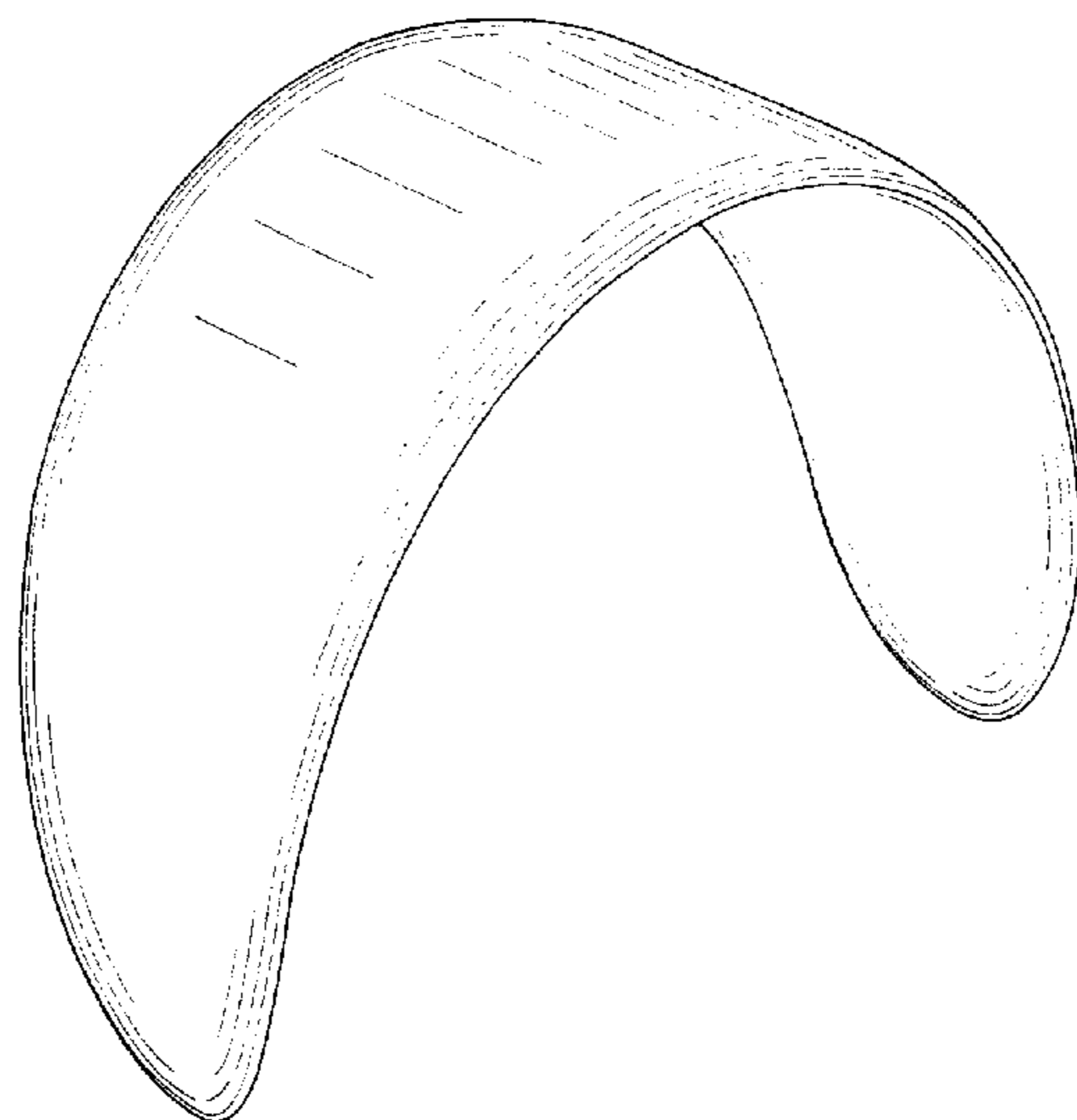


FIG. 7

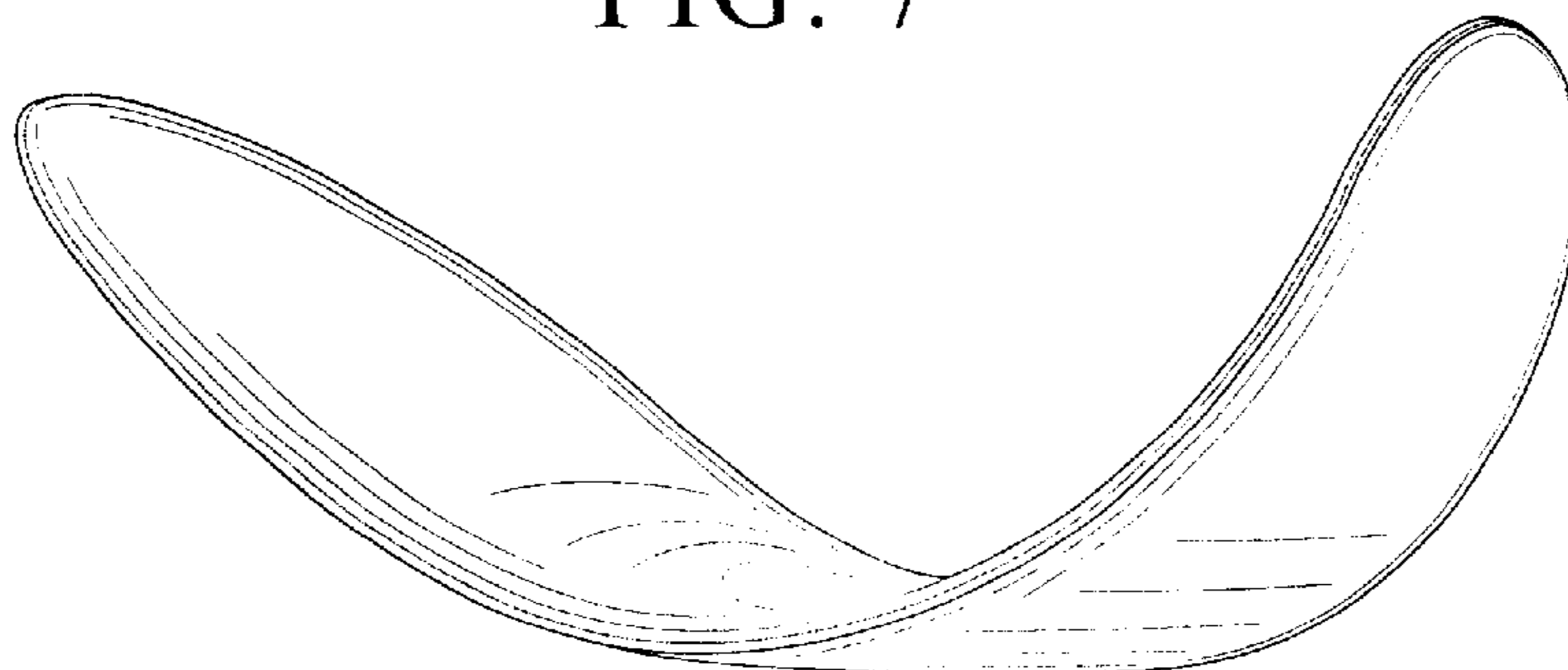


FIG. 8



FIG. 9




FIG. 10

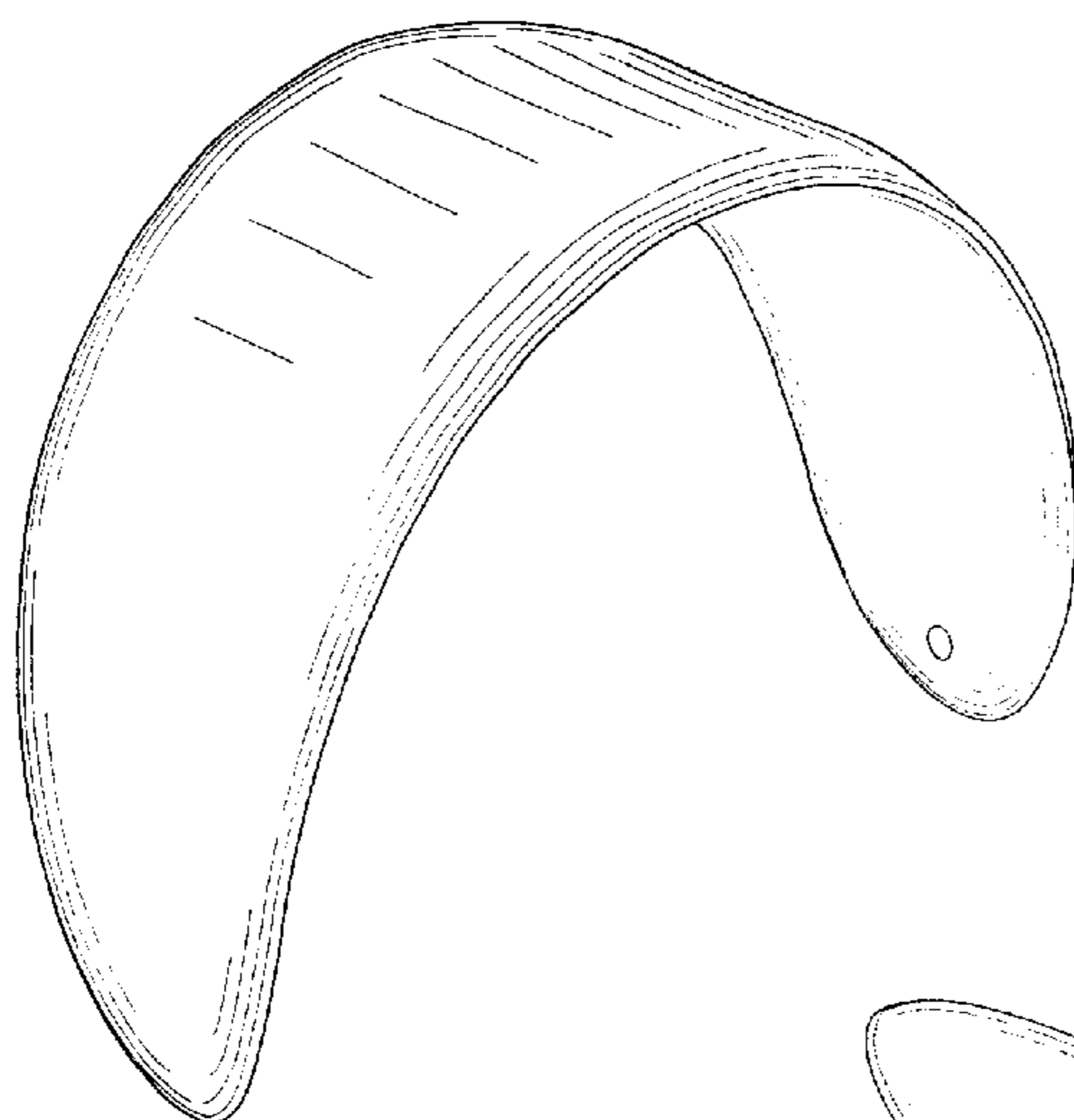


FIG. 11

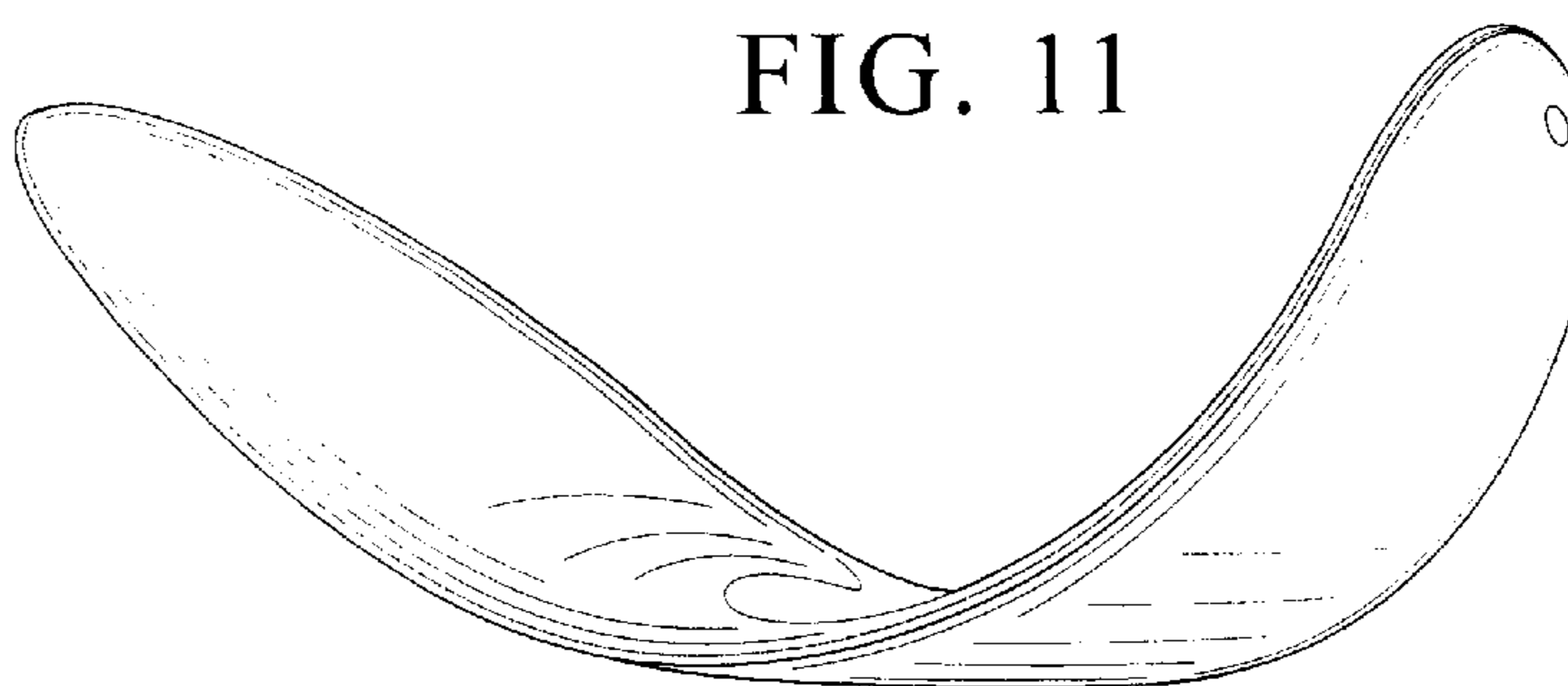


FIG. 12

