



US00D522901S

(12) **United States Design Patent**  
**Brunet**

(10) **Patent No.:** **US D522,901 S**

(45) **Date of Patent:** **\*\* Jun. 13, 2006**

(54) **BRACELET**

(75) Inventor: **Georges Brunet**, Cran-Gevrier (FR)

(73) Assignee: **ZRC-Zuccolo Rochet & Cie**, Seynod (FR)

(\*\*) Term: **14 Years**

(21) Appl. No.: **29/220,745**

(22) Filed: **Jan. 5, 2005**

(30) **Foreign Application Priority Data**

Jul. 22, 2004 (EM) ..... 000206669-0004

(51) **LOC (8) Cl.** ..... **11-01**

(52) **U.S. Cl.** ..... **D11/21; D11/12**

(58) **Field of Classification Search** ..... D11/3,  
D11/12, 15, 20, 21, 25, 93, 94; D10/32; 63/3,  
63/4, 9, 21, 38

See application file for complete search history.

(56) **References Cited**

**U.S. PATENT DOCUMENTS**

155,126 A \* 9/1874 Chernow ..... 105/128

1,046,850 A \* 12/1912 Patten ..... D11/15  
D102,842 S \* 1/1937 Ritter ..... D11/12  
D160,575 S \* 10/1950 Chernow ..... D11/12  
D405,382 S \* 2/1999 Giardiello ..... D11/21  
D409,942 S \* 5/1999 Dumas ..... D11/12  
D459,672 S \* 7/2002 Bodino ..... D11/3  
D473,483 S \* 4/2003 Hardy ..... D11/3  
D492,613 S \* 7/2004 Kim et al. .... D11/12

\* cited by examiner

*Primary Examiner*—Doris Clark

*Assistant Examiner*—Michael A. Pratt

(74) *Attorney, Agent, or Firm*—Frommer Lawrence & Haug LLP; Ronald R. Santucci

(57) **CLAIM**

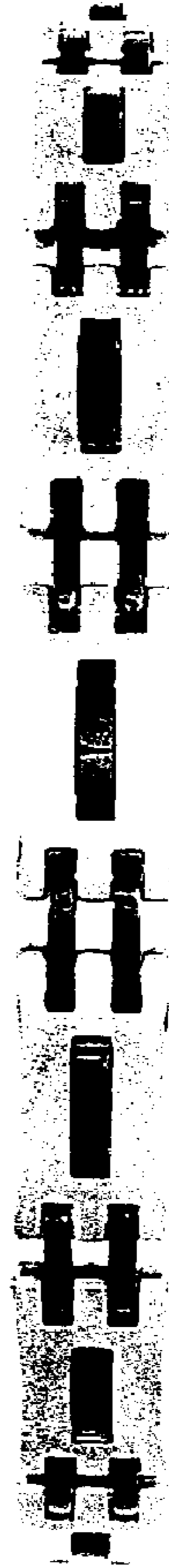
The ornamental design for a bracelet, as shown and described.

**DESCRIPTION**


FIG. 1 is a front view of a bracelet showing my new design. FIG. 2 is a top view thereof; and, FIG. 3 is a perspective view thereof.

**1 Claim, 3 Drawing Sheets**

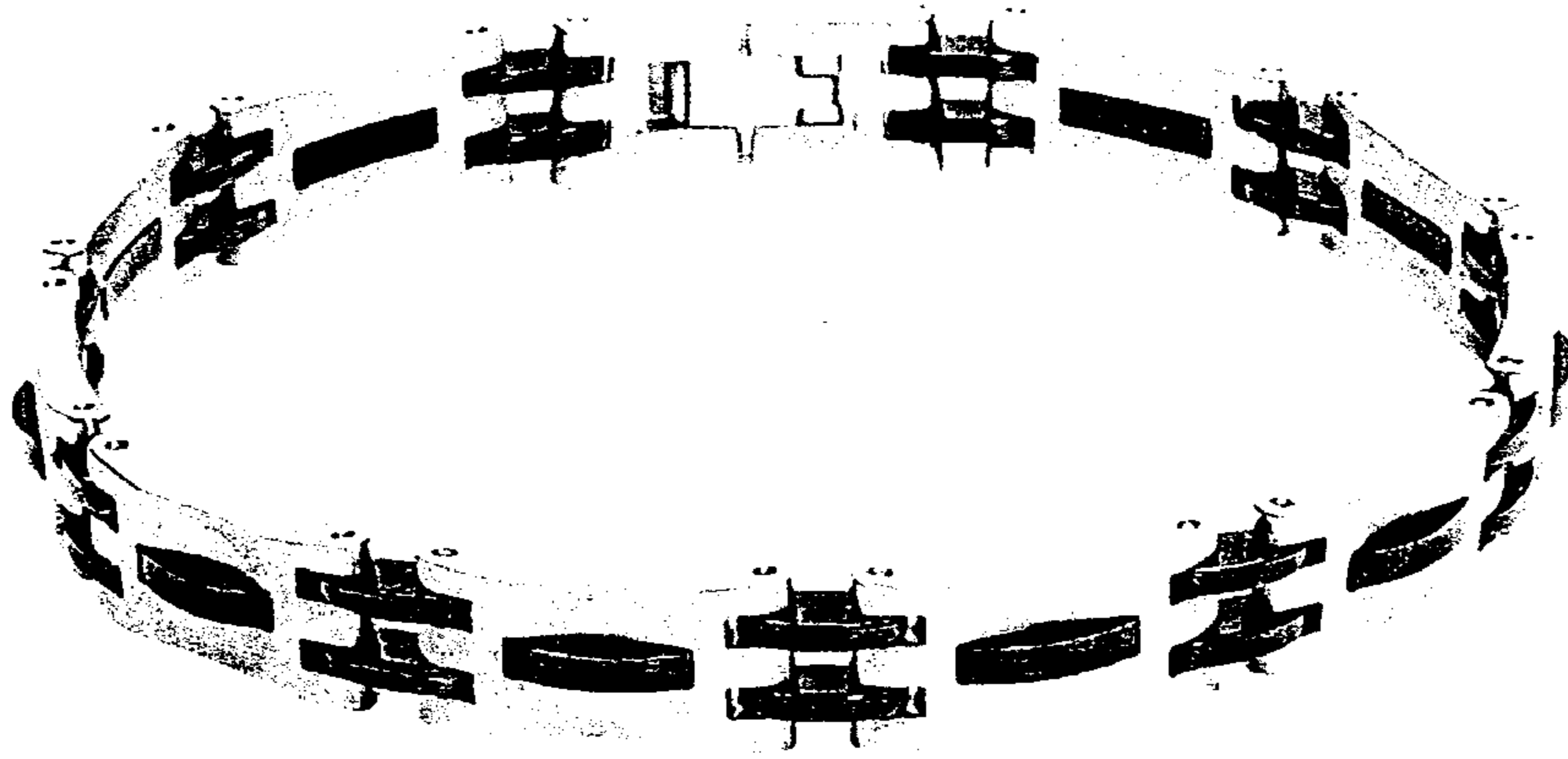




**Figure 1**



**Figure 2**



**Figure 3**