



US00D522885S

(12) **United States Design Patent**  
**Le**

(10) **Patent No.:** **US D522,885 S**

(45) **Date of Patent:** **\*\* Jun. 13, 2006**

(54) **VIBRATING WRIST WATCH**

D413,530 S \* 9/1999 Flury et al. .... D10/32  
6,144,620 A 11/2000 dePoortere

(76) Inventor: **Quyên V. Le**, 1310 Elmhurst St., Irvine,  
CA (US) 92618

**OTHER PUBLICATIONS**

(\*\*) Term: **14 Years**

European Jeweler, Dec. 1985, p. 70, Vartachron watch.\*  
Jewelers Circular-Keystone, Apr., 1962, p. 52, Corum  
watch.\*

(21) Appl. No.: **29/233,691**

European Jeweler, Jun., 1976, p. 24, Cito watch.\*

(22) Filed: **Jul. 8, 2005**

Bedwetting Store, 2002, p. 2, Vibrating Wrist Watches,  
[retrieved Jan. 15, 2006]. Retrieved from internet using  
Google Advanced Catalog Search, <URL:www.bedwetting-  
store.com>.\*

(51) **LOC (8) Cl.** ..... **10-02**

(52) **U.S. Cl.** ..... **D10/32; D10/39**

(58) **Field of Classification Search** ..... D10/30-39;  
368/276, 277, 281, 282, 285, 295, 286, 283,  
368/239-242, 82-84, 243, 244, 249, 250;  
224/164, 168, 175

\* cited by examiner

See application file for complete search history.

*Primary Examiner*—Lucy Lieberman

(56) **References Cited**

(57) **CLAIM**

The ornamental design for a vibrating wrist watch, as shown  
and described.

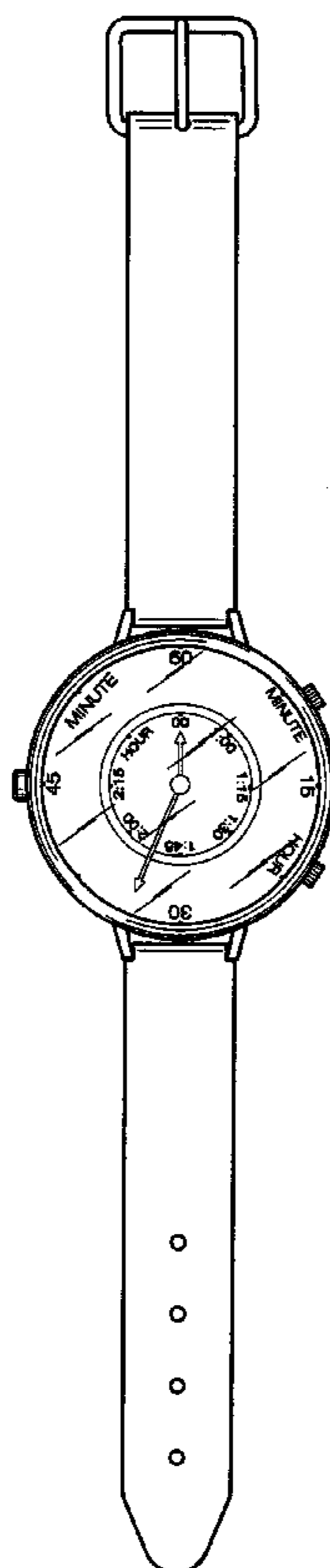
**U.S. PATENT DOCUMENTS**

**DESCRIPTION**

3,086,352	A	*	4/1963	Jaccard	.....	368/244
4,337,529	A		6/1982	Morokawa		
4,687,341	A		8/1987	Muller et al.		
D303,091	S		8/1989	Goto		
D317,413	S	*	6/1991	Veronesi	.....	D10/32
D324,826	S		3/1992	Aulenti		
5,119,346	A		6/1992	Henderson et al.		
D351,558	S	*	10/1994	Moon	.....	D10/32
D360,593	S	*	7/1995	McLaughlin	.....	D10/39
5,559,761	A	*	9/1996	Frenkel et al.	.....	368/69
D377,613	S	*	1/1997	Consolo	.....	D10/32

FIG. 1 is a top plan view of a vibrating wrist watch showing  
my new design;  
FIG. 2 is a bottom plan view thereof;  
FIG. 3 is a left side elevation thereof;  
FIG. 4 is a right side elevation thereof;  
FIG. 5 is a front elevational view thereof; and,  
FIG. 6 is a rear elevational view thereof.

**1 Claim, 2 Drawing Sheets**



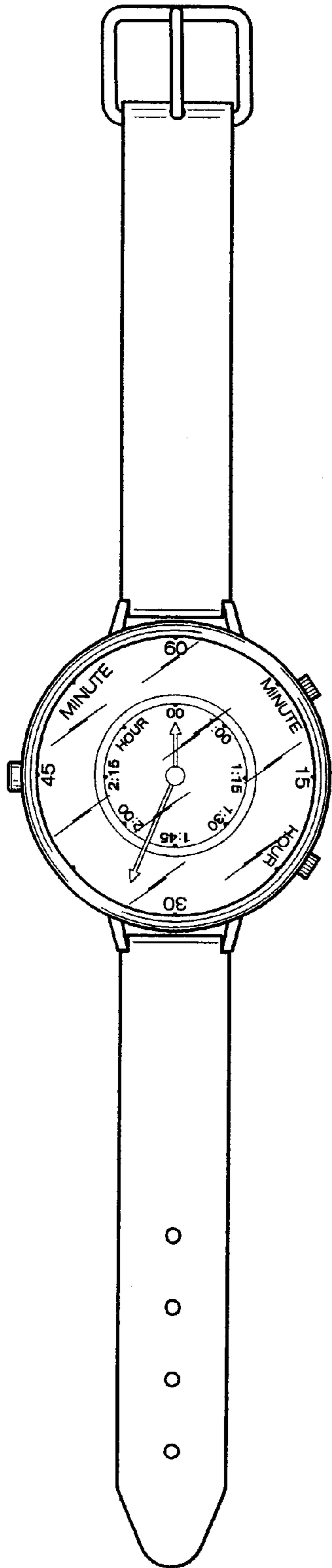


FIG. 1

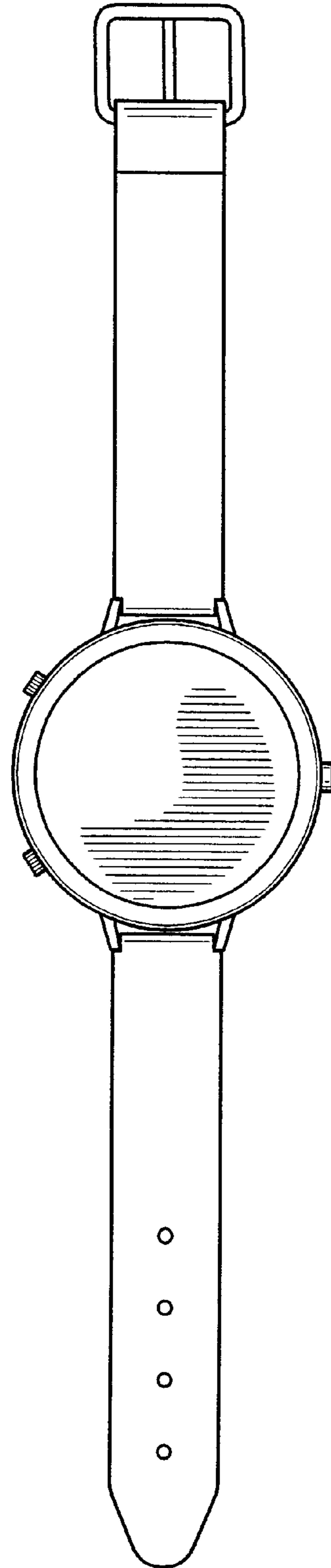


FIG. 2



FIG. 3




FIG. 4




FIG. 5




FIG. 6