



US00D522883S

(12) **United States Design Patent**  
**Rivers**

(10) **Patent No.:** **US D522,883 S**  
(45) **Date of Patent:** **\*\* Jun. 13, 2006**

(54) **DECORATIVE AND FUNCTIONAL CLOCK MADE FROM HUB CAP**

(76) Inventor: **Alfred S. Rivers**, 1514 Diplomat Dr., Fayetteville, NC (US) 28304

(\*\*) Term: **14 Years**

(21) Appl. No.: **29/237,437**

(22) Filed: **Sep. 1, 2005**

(51) **LOC (8) Cl.** ..... **10-01**

(52) **U.S. Cl.** ..... **D10/6; D10/12**

(58) **Field of Classification Search** ..... D10/1-29,  
D10/122-132; 368/276-278, 280, 285, 223,  
368/10

See application file for complete search history.

(56) **References Cited**

**U.S. PATENT DOCUMENTS**

1,925,437 A	9/1933	Drake	
D197,662 S	* 3/1964	Levy	D10/6
4,006,586 A	* 2/1977	Casella	368/285
D244,358 S	* 5/1977	Neal	D10/22
D271,288 S	* 11/1983	Bernick	D10/126
D295,262 S	* 4/1988	Angell	D10/6
D296,424 S	6/1988	Zyhylj	
D297,512 S	* 9/1988	Kowalenko et al.	D10/22

D314,151 S	* 1/1991	Lin	D10/22
D324,183 S	* 2/1992	Hattori et al.	D10/39
D345,922 S	4/1994	Clincy	
D366,851 S	* 2/1996	Svast	D10/124
5,506,819 A	4/1996	Chen	
D449,540 S	10/2001	Hughes	
D454,793 S	3/2002	Chang	
6,966,779 B1	* 11/2005	Bachelor	434/304

\* cited by examiner

*Primary Examiner*—Lucy Lieberman

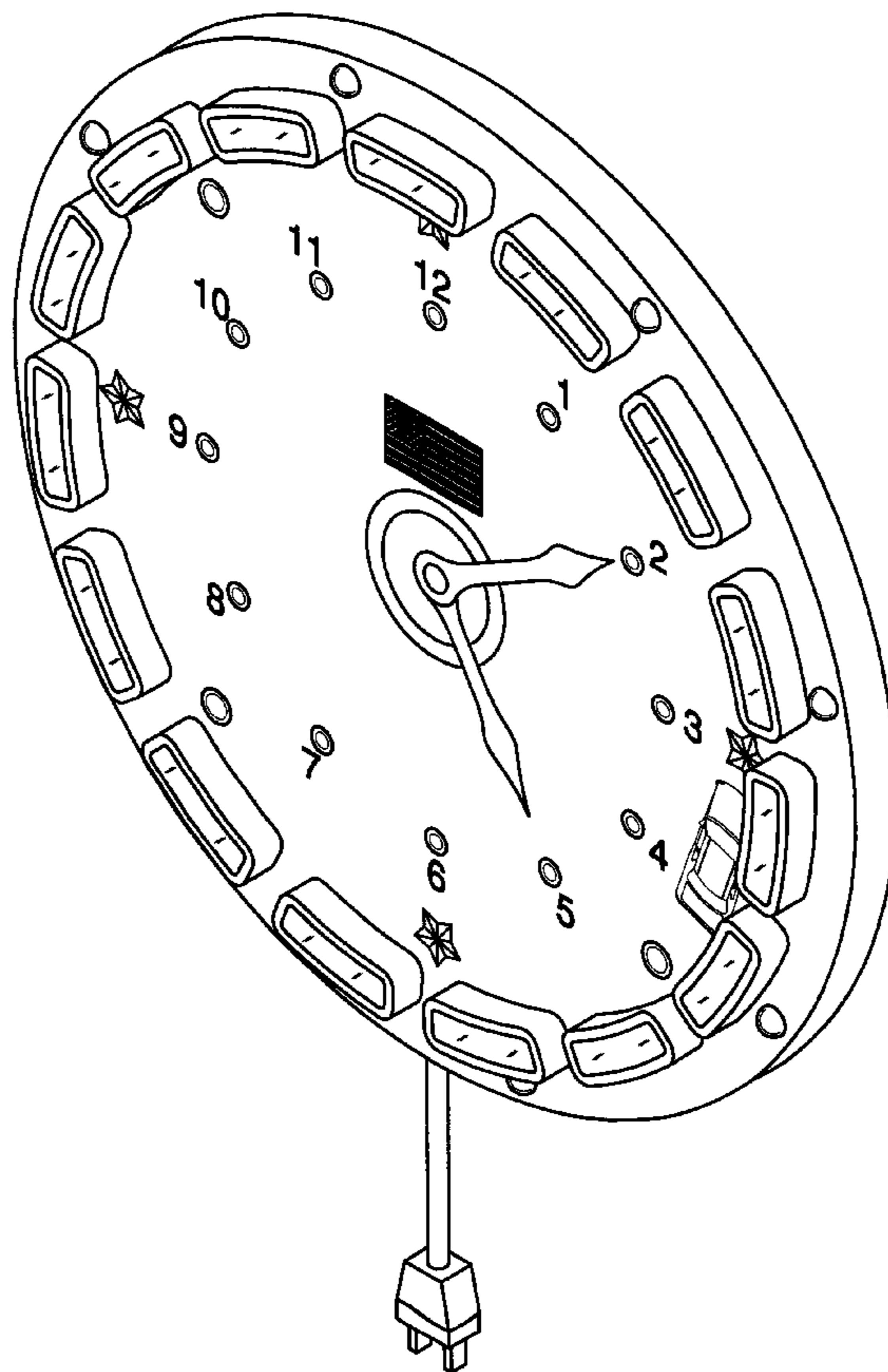
(57) **CLAIM**

The ornamental design for a decorative and functional clock made from hub cap, as shown and described.

**DESCRIPTION**

FIG. 1 is a front elevation of a decorative and functional clock made from hub cap showing my new design; FIG. 2 is a rear elevation thereof; FIG. 3 is a left side elevation thereof; FIG. 4 is a right side elevation thereof; FIG. 5 is a top plan view thereof; FIG. 6 is a bottom plan view thereof; and, FIG. 7 is a perspective view of the decorative and functional clock made from hub cap shown on an enlarged scale.

**1 Claim, 5 Drawing Sheets**



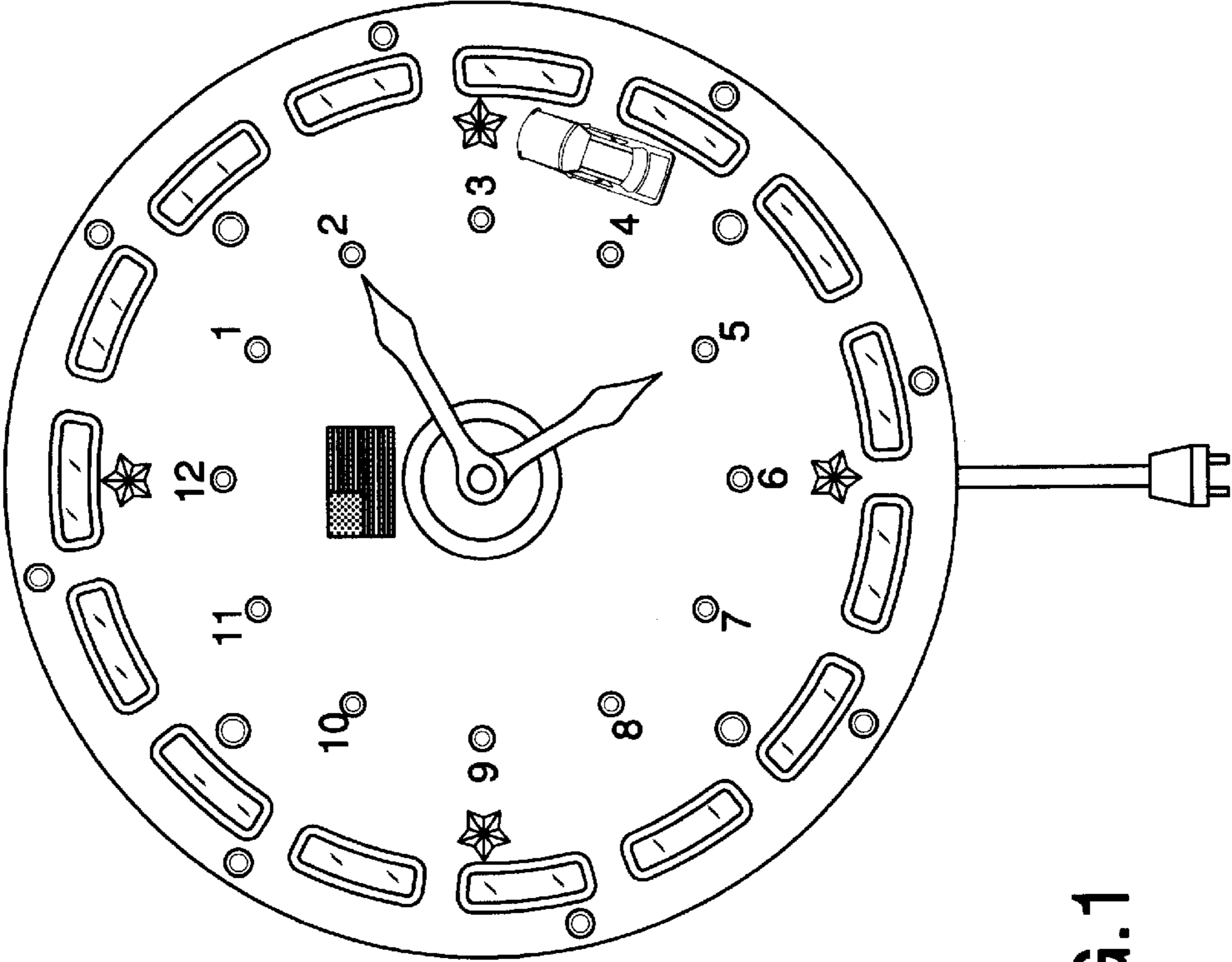


FIG.1

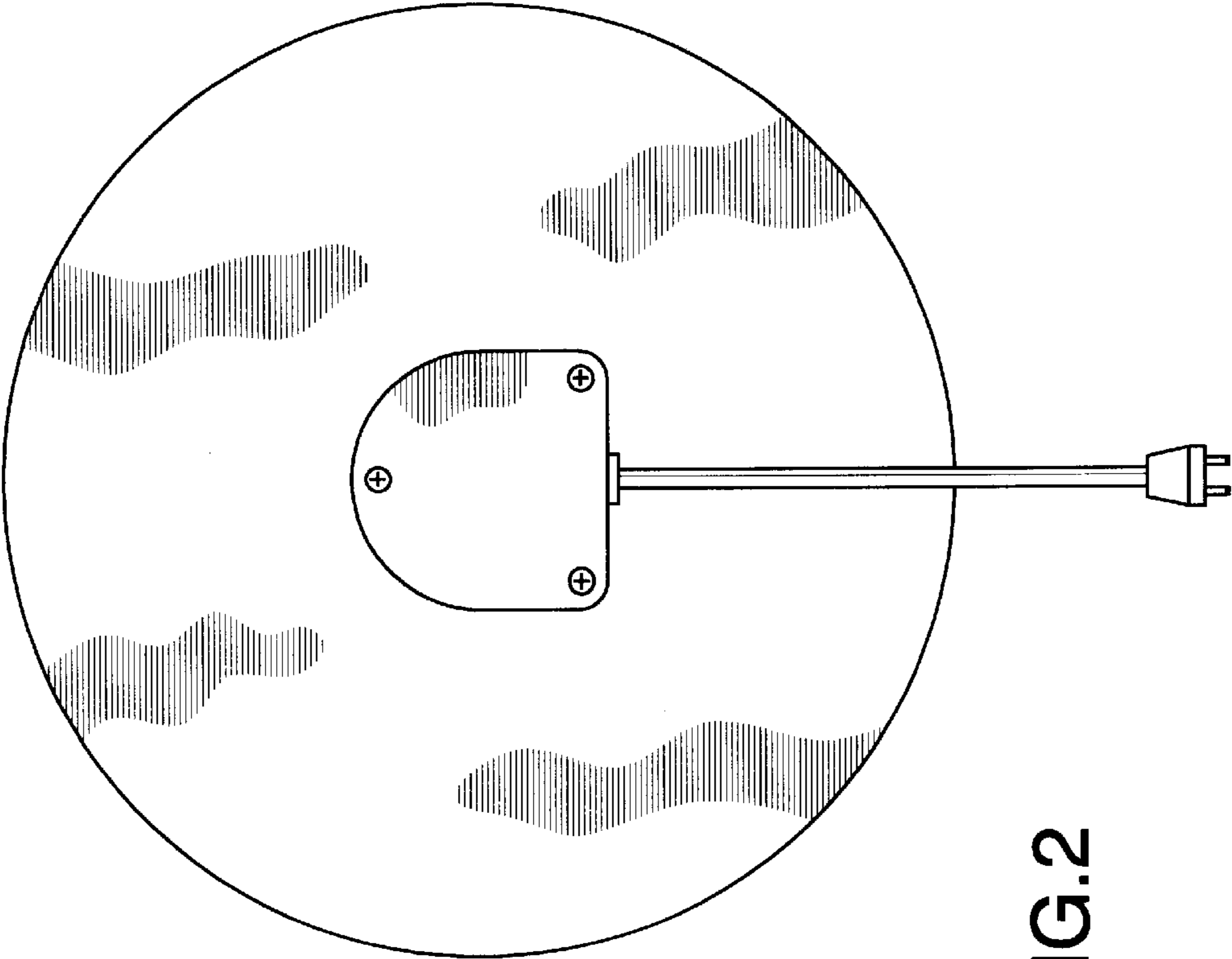


FIG. 2

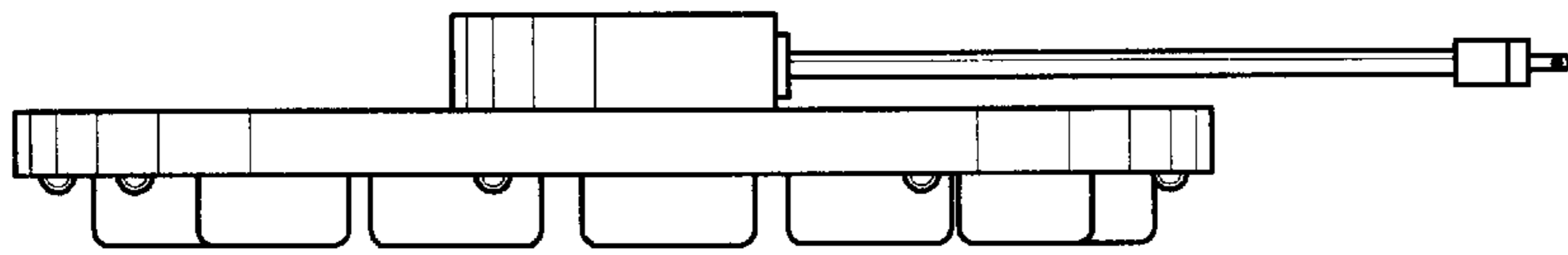


FIG. 4

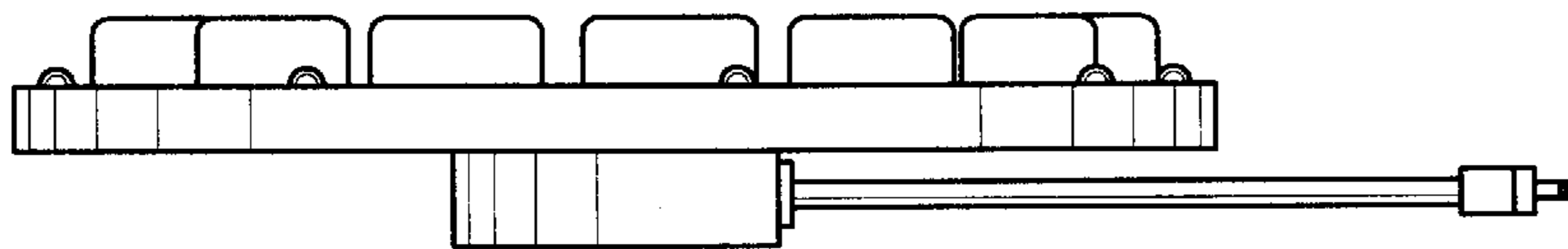


FIG. 3

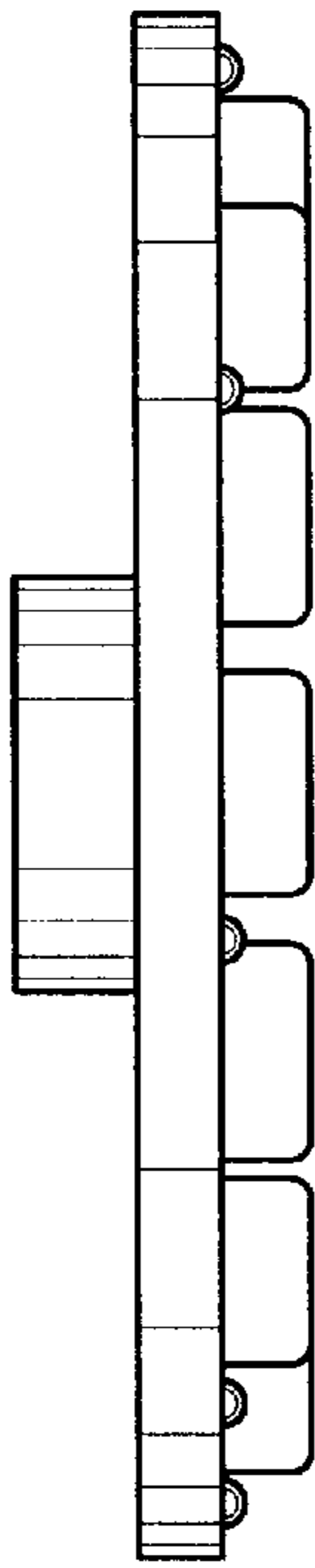


FIG. 5

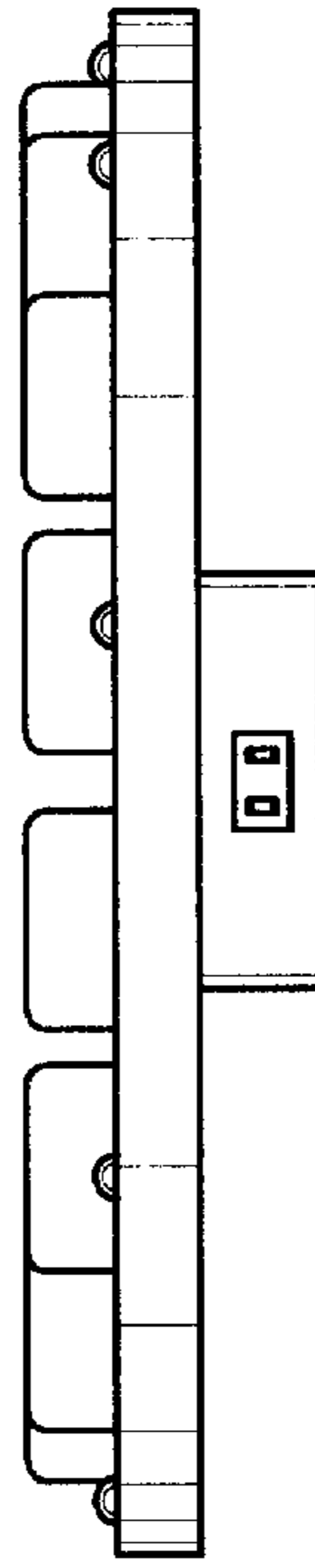


FIG. 6

