



US00D522873S

(12) **United States Design Patent**
Forget

(10) **Patent No.:** **US D522,873 S**

(45) **Date of Patent:** **** Jun. 13, 2006**

(54) **BOTTLE**

(75) Inventor: **Gérald Forget, Mercier (CA)**

(73) Assignee: **Industries Lassonde Inc, Rougemont (CA)**

(**) Term: **14 Years**

(21) Appl. No.: **29/192,737**

(22) Filed: **Oct. 30, 2003**

(30) **Foreign Application Priority Data**

Oct. 15, 2003 (CA) 104530

(51) **LOC (8) Cl.** **09-01**

(52) **U.S. Cl.** **D9/552; D9/557**

(58) **Field of Classification Search** D7/510,
D7/538, 543, 545, 547, 590, 601, 612-615,
D7/629; D9/500, 503-504, 516, 522, 529,
D9/535, 537-540, 544-545, 549, 552, 554,
D9/556-558, 565, 567, 571-573; 215/382-384,
215/396, 398; 222/206, 212-213, 215
See application file for complete search history.

(56) **References Cited**

U.S. PATENT DOCUMENTS

D66,329 S * 12/1924 McBroom D9/538
D212,276 S * 9/1968 Lodding D9/538

D230,136 S * 1/1974 Strand D9/552
D348,006 S * 6/1994 Feen D9/552
D358,547 S * 5/1995 Darr D9/552 X
5,593,056 A * 1/1997 Mero et al. 215/382
D380,356 S * 7/1997 Husted D7/679
D387,284 S * 12/1997 Briggs et al. D9/552
5,785,197 A * 7/1998 Slat 215/375
D406,065 S * 2/1999 Cheng D9/552
D407,317 S * 3/1999 Lang D9/538
D435,219 S * 12/2000 Williams et al. D9/538
6,213,326 B1 * 4/2001 Denner et al. 215/383
D474,977 S * 5/2003 Yourist et al. D9/538
D477,232 S * 7/2003 Podlucky D9/557

* cited by examiner

Primary Examiner—Carol Rademaker

(74) *Attorney, Agent, or Firm*—Ronald S. Kosie; BCF LLP

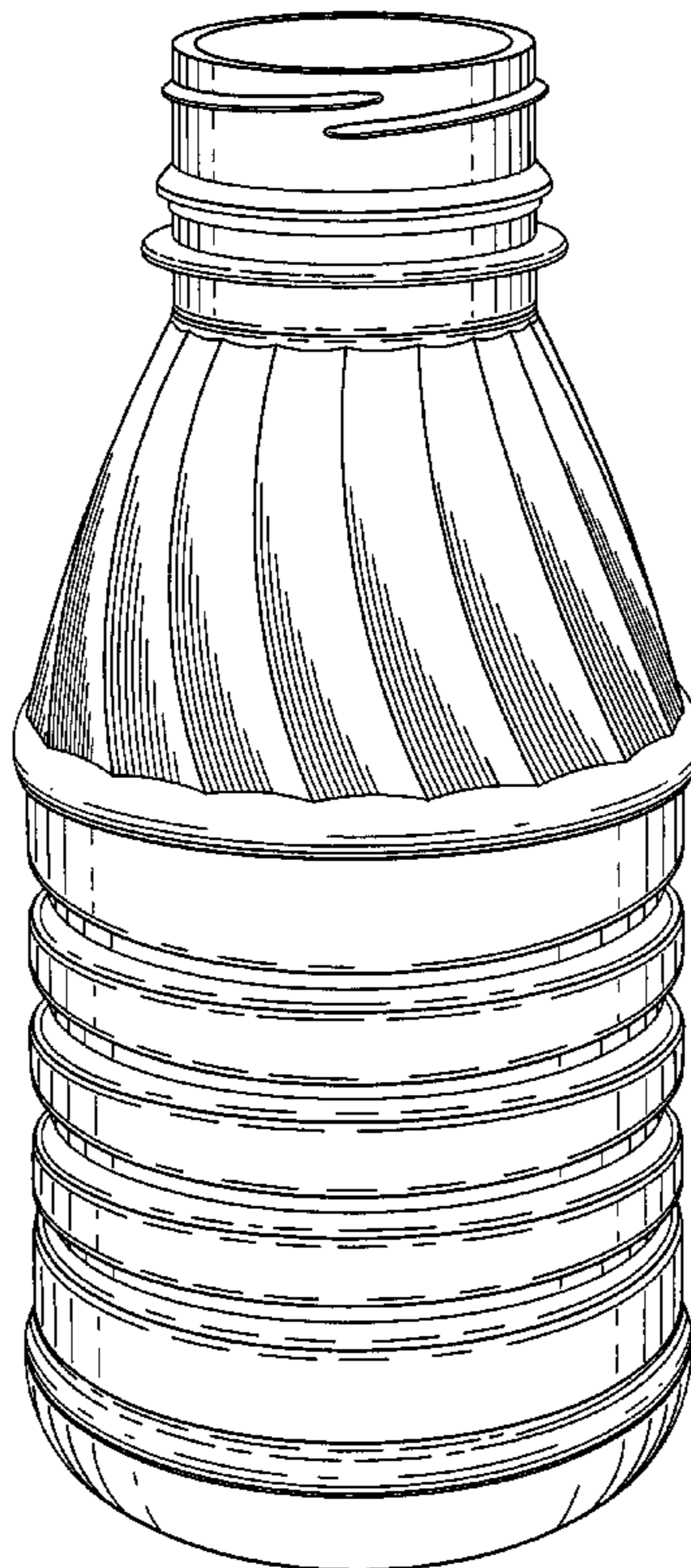
(57) **CLAIM**

The ornamental design for a bottle, as shown and described.

DESCRIPTION

FIG. 1 is a perspective view of the bottle of the claimed design;
FIG. 2 is a left side elevational view thereof, the right side elevational view being identical except for the threads;
FIG. 3 is a front elevational view thereof, the rear elevational view being identical except for the threads; and,
FIG. 4 is a top plan view thereof.

1 Claim, 4 Drawing Sheets



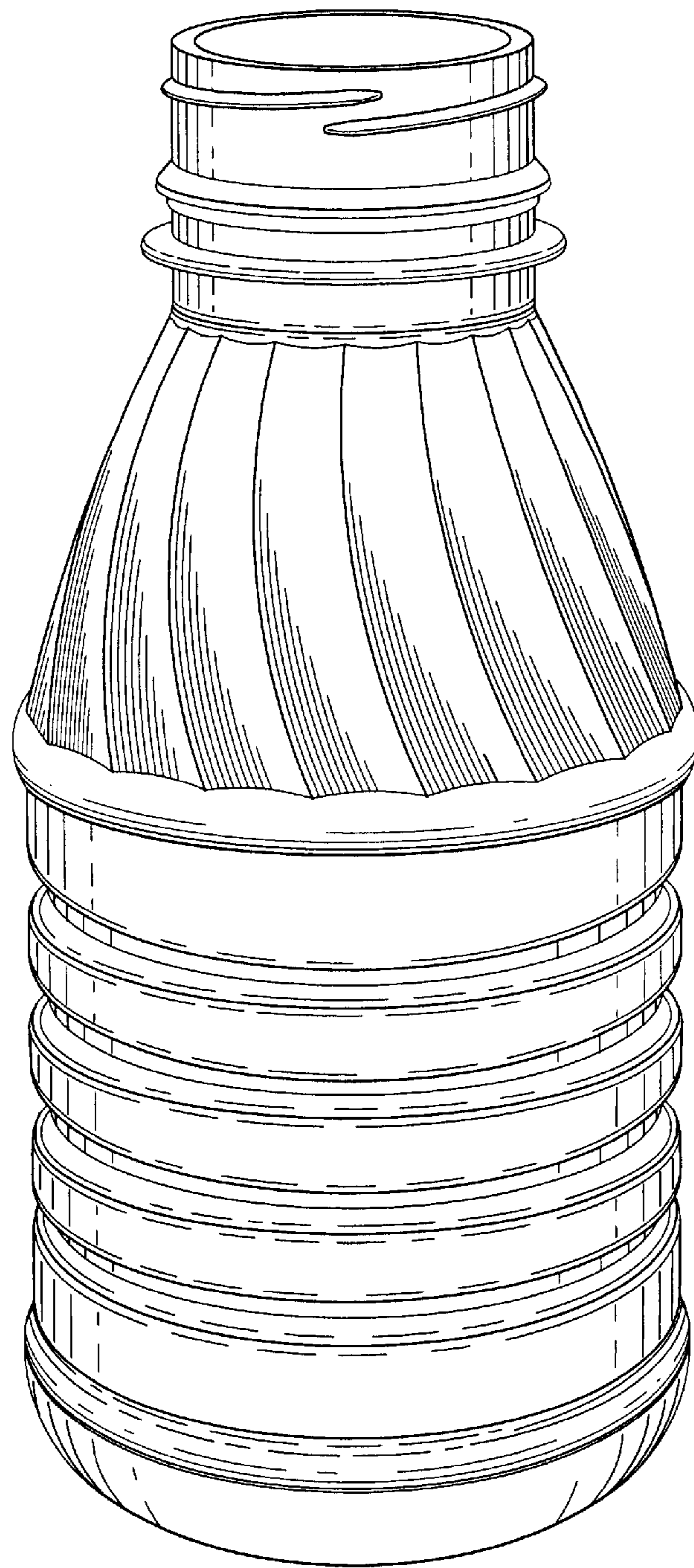


Fig. 1

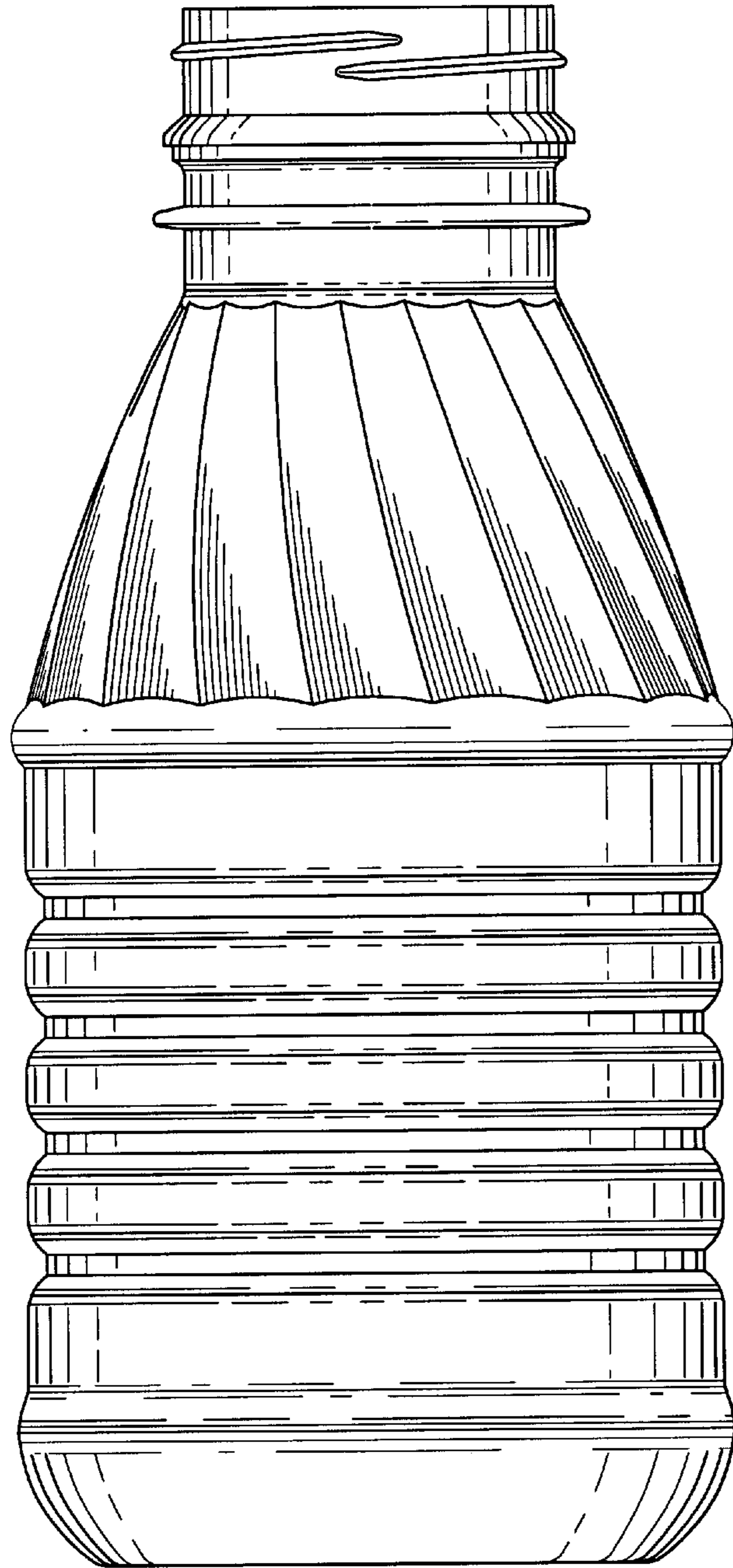


Fig. 2

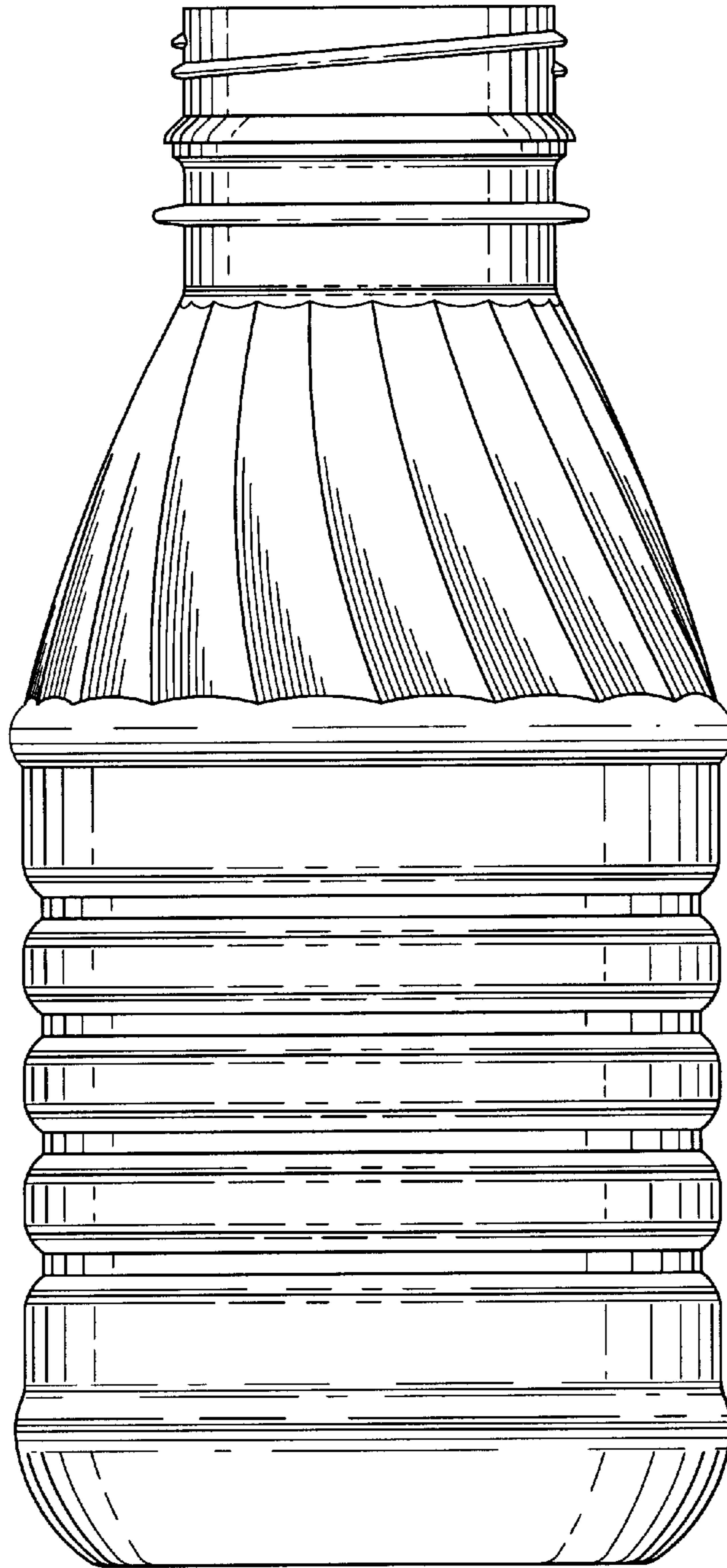


Fig. 3

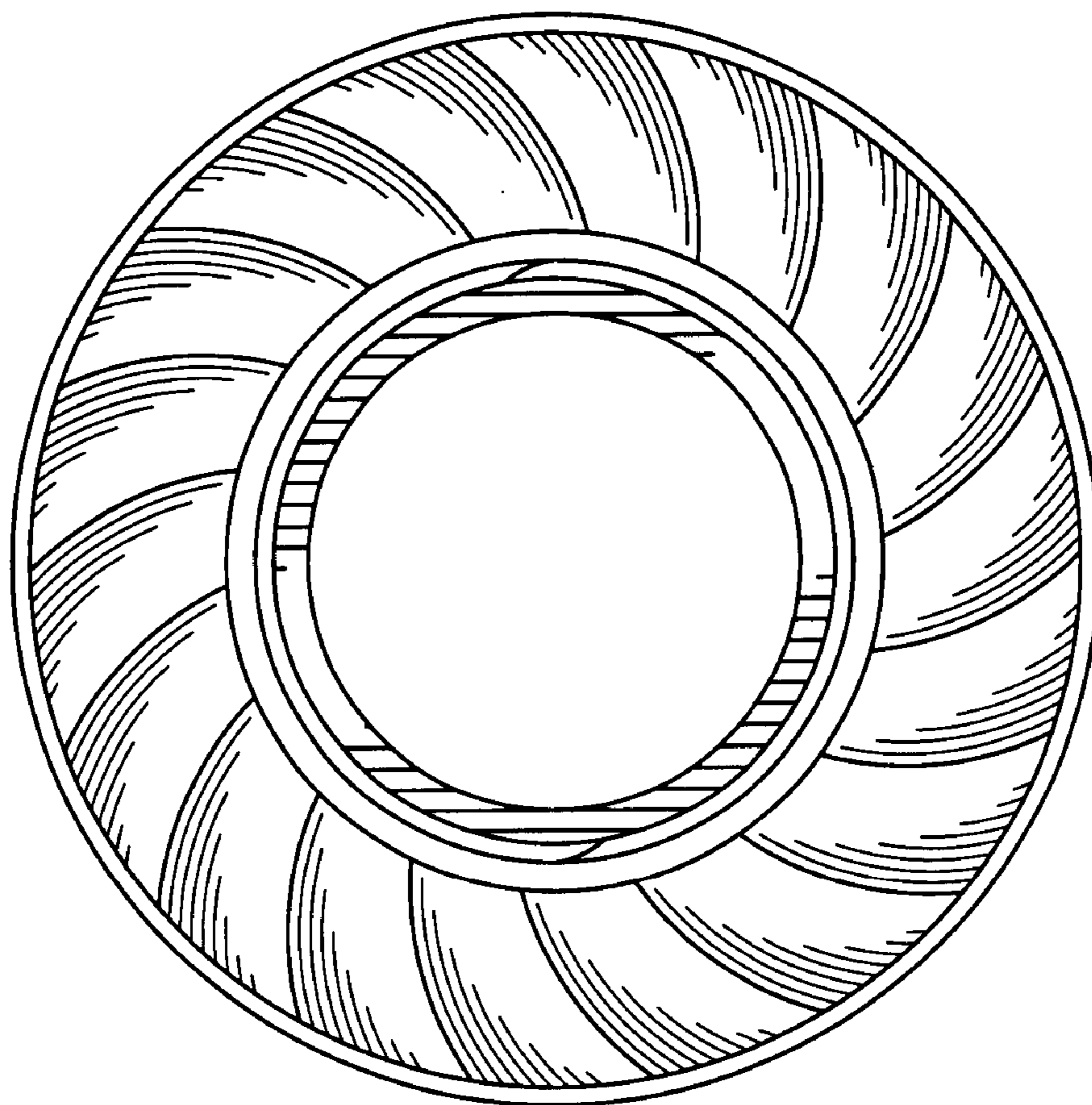


Fig. 4