

US00D522867S

(12) **United States Design Patent**
Bakic

(10) **Patent No.:** **US D522,867 S**
(45) **Date of Patent:** **** Jun. 13, 2006**

(54) **BOTTLE**
(75) Inventor: **Dieter Bakic**, Munich (DE)
(73) Assignee: **DB Design GmbH** (DE)
(**) Term: **14 Years**

D451,809 S * 12/2001 Jones D9/521
D457,063 S * 5/2002 Bakic D9/521
D471,820 S * 3/2003 Faillant-Dumas D9/529
D474,690 S * 5/2003 Bakic D9/521
D481,950 S * 11/2003 Bakic D9/521
D486,065 S * 2/2004 Hutchinson et al. D9/521
D489,267 S * 5/2004 Rennie et al. D9/521
D495,957 S * 9/2004 Bakic D9/529
D504,611 S * 5/2005 Bakic D9/446

(21) Appl. No.: **29/206,202**
(22) Filed: **May 27, 2004**

FOREIGN PATENT DOCUMENTS

(30) **Foreign Application Priority Data**

GB 2088337 * 3/2000

Nov. 27, 2003 (EP) 000 103 916

* cited by examiner

(51) **LOC (8) Cl.** **09-01**

Primary Examiner—Carol Rademaker

(52) **U.S. Cl.** **D9/522; D9/529; D9/572**

(74) *Attorney, Agent, or Firm*—Canton Colburn LLP

(58) **Field of Classification Search** D9/516,
D9/521–522, 529–530, 542, 571–572, 574;
215/382–384, 396, 398, 400; 222/206, 212,
222/215

(57) **CLAIM**

See application file for complete search history.

The ornamental design for a bottle, as shown and described.

DESCRIPTION

(56) **References Cited**

FIG. 1 is a front perspective view of the bottle showing my new design;

U.S. PATENT DOCUMENTS

FIG. 2 is a front elevational view thereof;

3,342,379 A * 9/1967 Foley 222/173
4,742,928 A * 5/1988 Braun 215/235
5,816,451 A * 10/1998 Renault 222/215
D423,361 S * 4/2000 Negre D9/521
D425,408 S * 5/2000 Bakic D9/695
D447,694 S * 9/2001 Leggett D9/521


FIG. 3 is a left side elevational view thereof, the right side elevational view being a mirror image;

FIG. 4 is a top plan view thereof;

FIG. 5 is a back elevational view thereof; and,

FIG. 6 is a bottom plan view thereof.

1 Claim, 3 Drawing Sheets



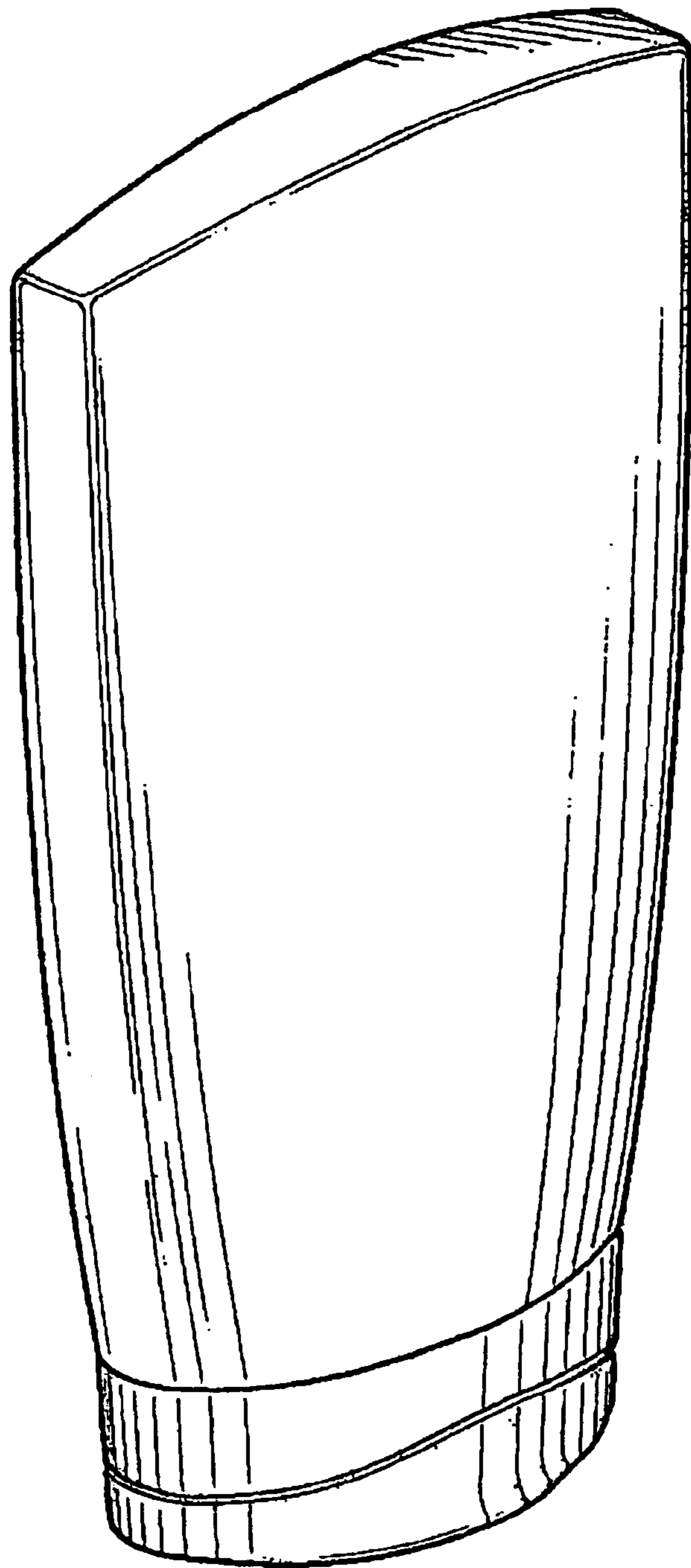


FIG. 1

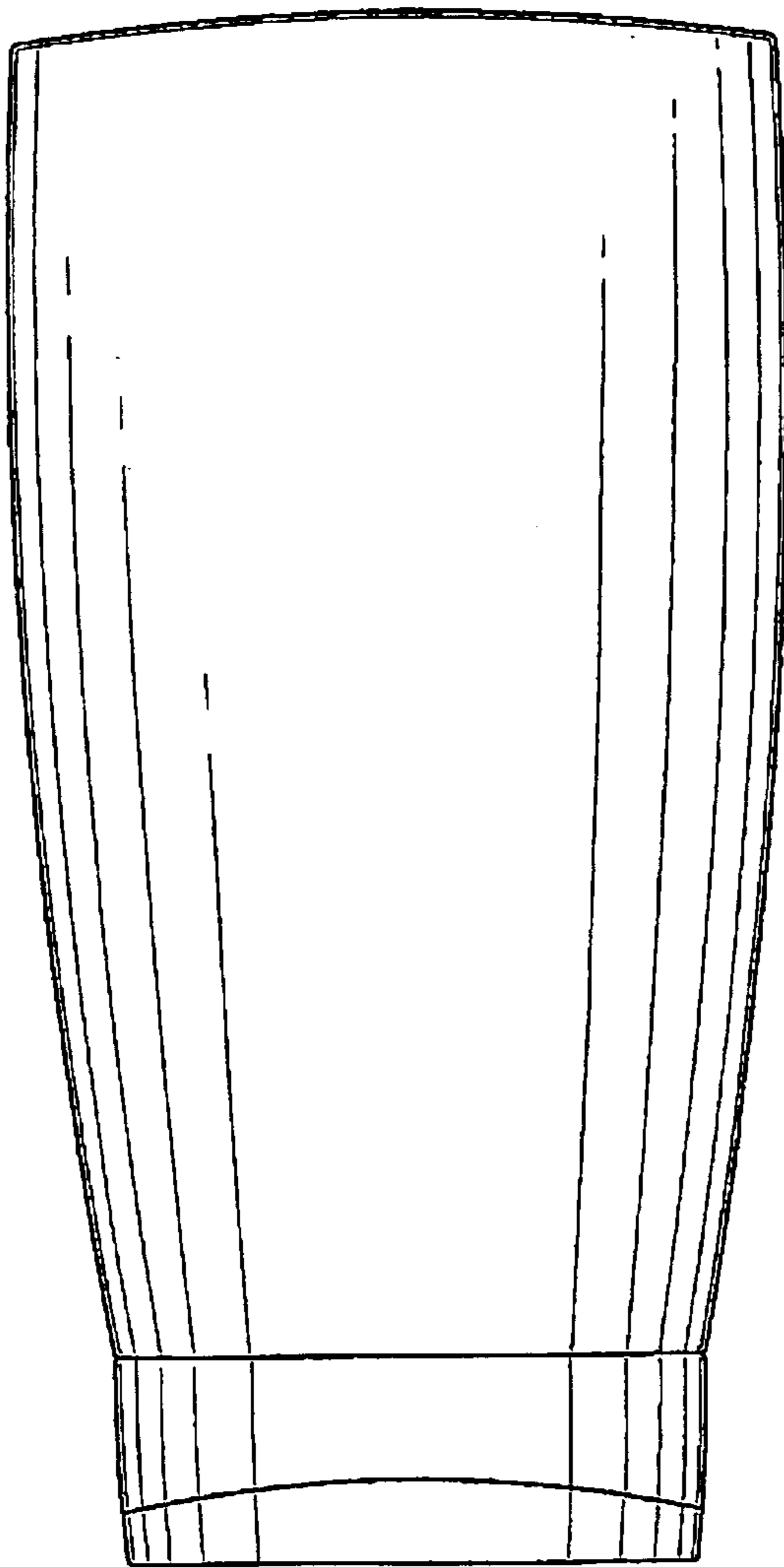


FIG. 2

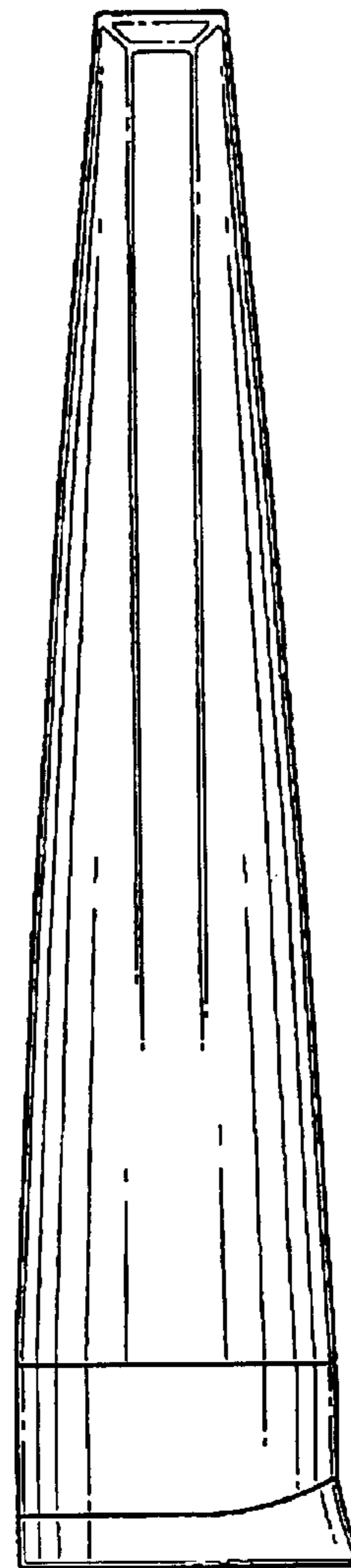


FIG. 3

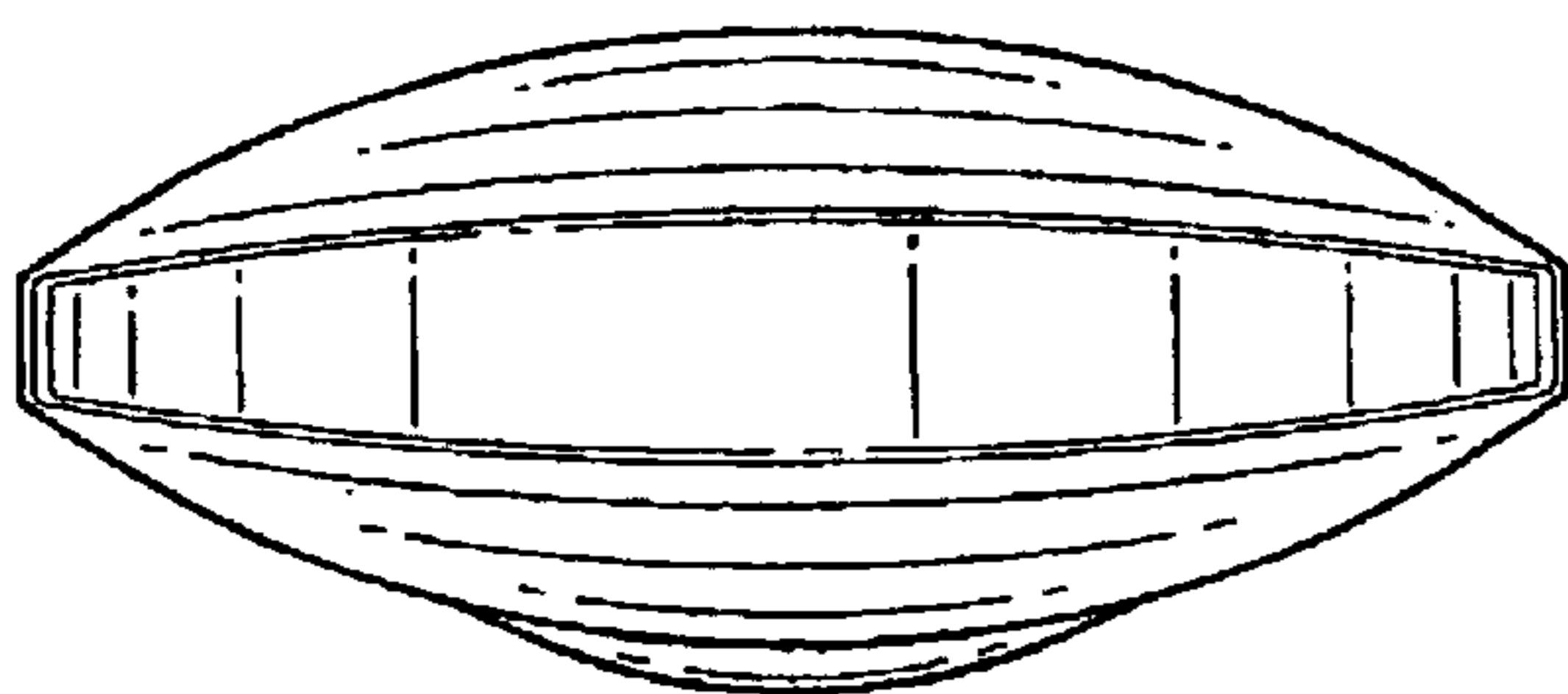


FIG. 4

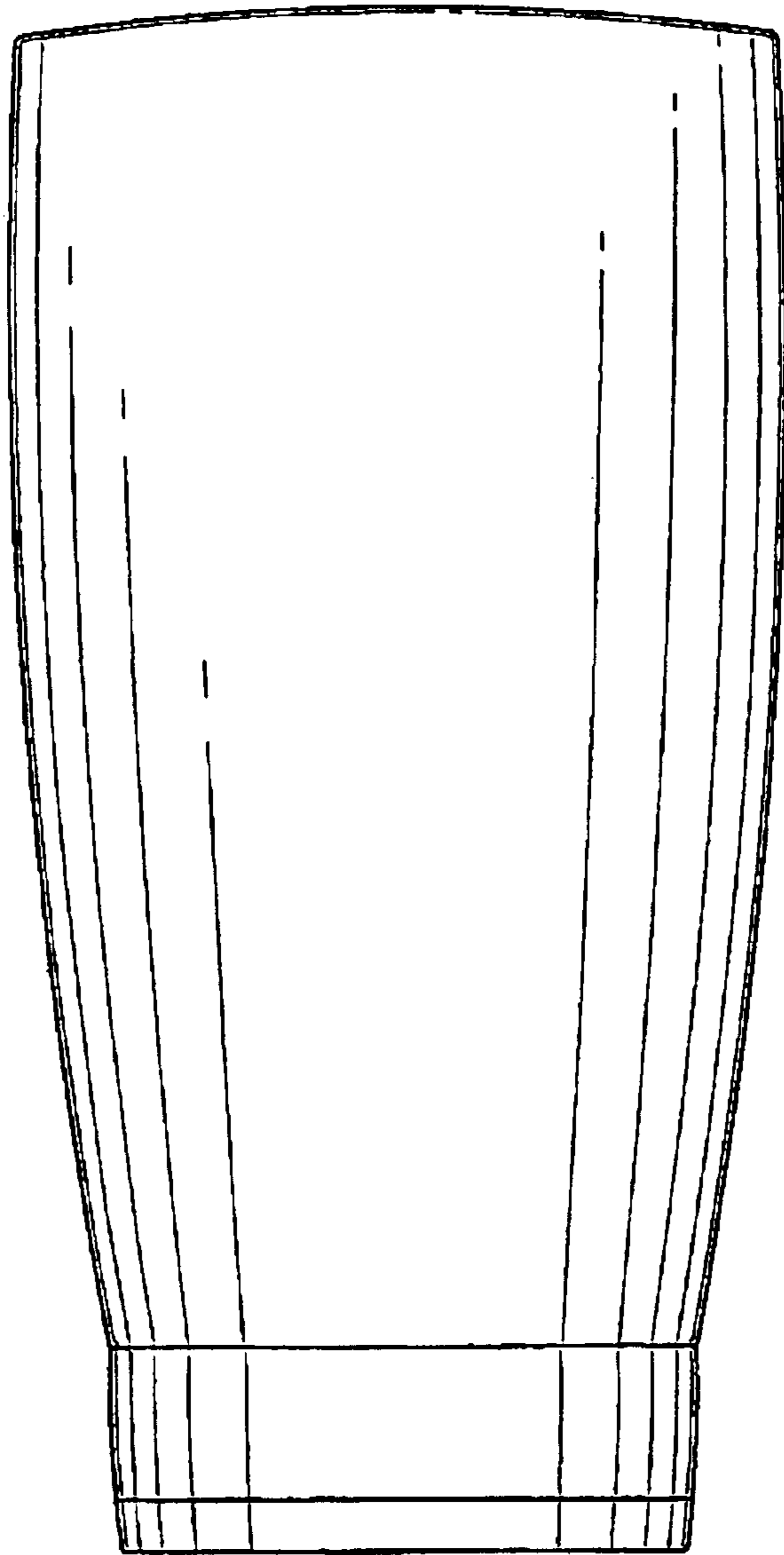


FIG. 5

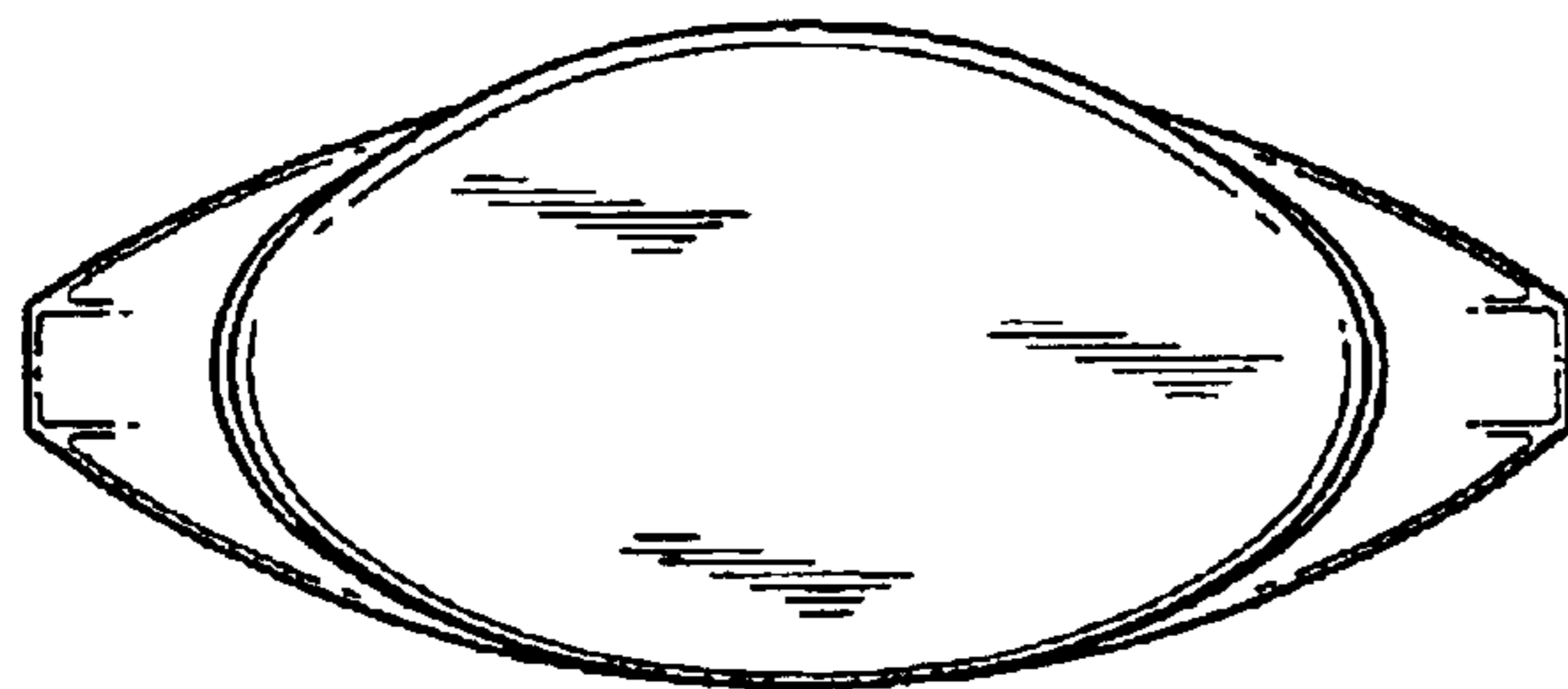


FIG. 6