



US00D522865S

(12) **United States Design Patent**
Andoh

(10) **Patent No.:** **US D522,865 S**
(45) **Date of Patent:** **** Jun. 13, 2006**

(54) **CONTAINER**

(75) Inventor: **Kikuo Andoh**, Odawara (JP)

(73) Assignee: **Fuji Photo Film Co., Ltd.**,
Minaniashigara (JP)

(**) Term: **14 Years**

(21) Appl. No.: **29/196,704**

(22) Filed: **Jan. 5, 2004**

(30) **Foreign Application Priority Data**

Jul. 7, 2003 (JP) 2003-019499

(51) **LOC (8) Cl.** **09-01**

(52) **U.S. Cl.** **D9/503**

(58) **Field of Classification Search** D9/503,
D9/509, 516, 544, 560, 571-574, 435, 436-439,
D9/447, 452, 454, 530, 542, 543, 739, 545,
D9/529, 537, 539, 540, 549, 557, 558; D16/246-250;
D18/40, 43; 206/446, 474, 316.1; 354/315,
354/331; 355/200, 245, 260; 215/381-385
See application file for complete search history.

(56) **References Cited**

U.S. PATENT DOCUMENTS

3,923,184 A * 12/1975 Choksi et al. 215/383 X
4,113,129 A * 9/1978 Cambio, Jr. 215/383 X
D332,373 S * 1/1993 Kahl D7/510
5,178,816 A * 1/1993 Suzuki et al. 264/530
D351,337 S * 10/1994 Bonnema et al. D9/690
5,385,250 A * 1/1995 Pasquale 220/669 X
D412,087 S * 7/1999 Spencer D7/510

6,216,942 B1 * 4/2001 Kittscher 215/12.1 X
6,457,602 B1 * 10/2002 Uchiyama 215/382 X
D470,770 S * 2/2003 Machado et al. D9/537 X
D473,469 S * 4/2003 Claessen D9/537
D475,296 S * 6/2003 Lee D9/739
D494,851 S * 8/2004 Uchiyama D18/43
D500,681 S * 1/2005 Uchiyama D9/560
D501,138 S * 1/2005 Uchiyama D9/439

OTHER PUBLICATIONS

“Packaging Week”; vol. 35; pp. 17; Feb. 16, 1995.

* cited by examiner

Primary Examiner—Carol Rademaker

(74) *Attorney, Agent, or Firm*—Oliff & Berridge, PLC

(57) **CLAIM**

The ornamental design for a container, as shown and described.

DESCRIPTION

FIG. 1 is a perspective view of the container.

FIG. 2 is a front view of the container, the rear view, the left side view, and the right side view being identical to the front view.

FIG. 3 is a top view of the container.

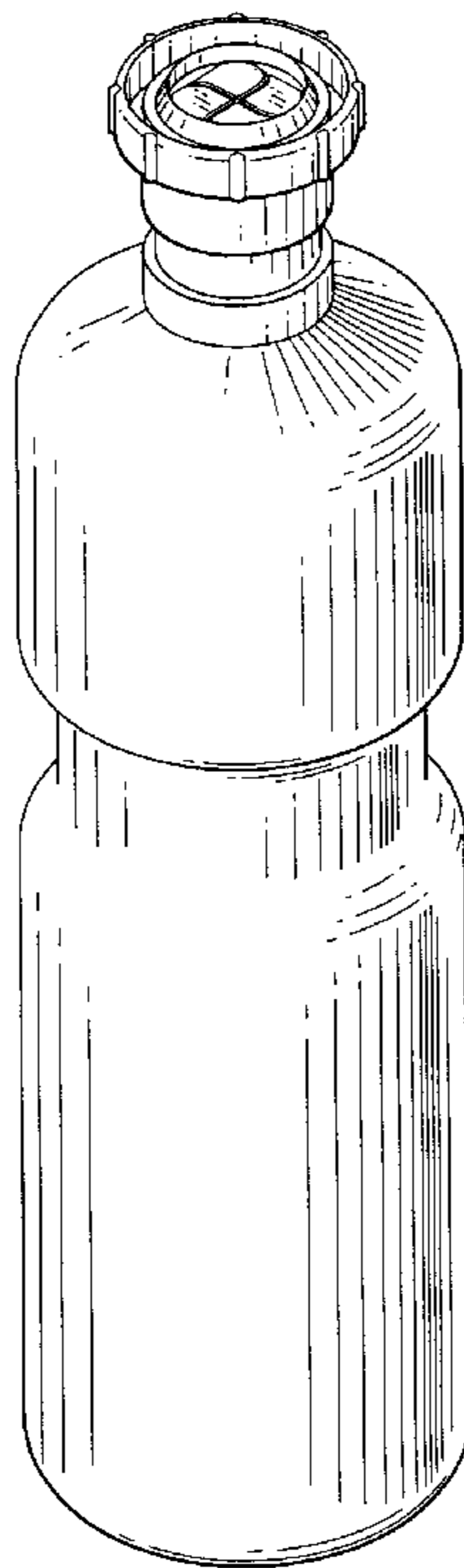
FIG. 4 is a bottom view of the container.

FIG. 5 is a cross-sectional view of the container, taken along the lines 5—5 of FIG. 2; and,

FIG. 6 is a cross-sectional view of the container, taken along the lines 6—6 of FIG. 2.

The broken lines are for illustrative purposes only and form no part of the claimed design.

1 Claim, 3 Drawing Sheets



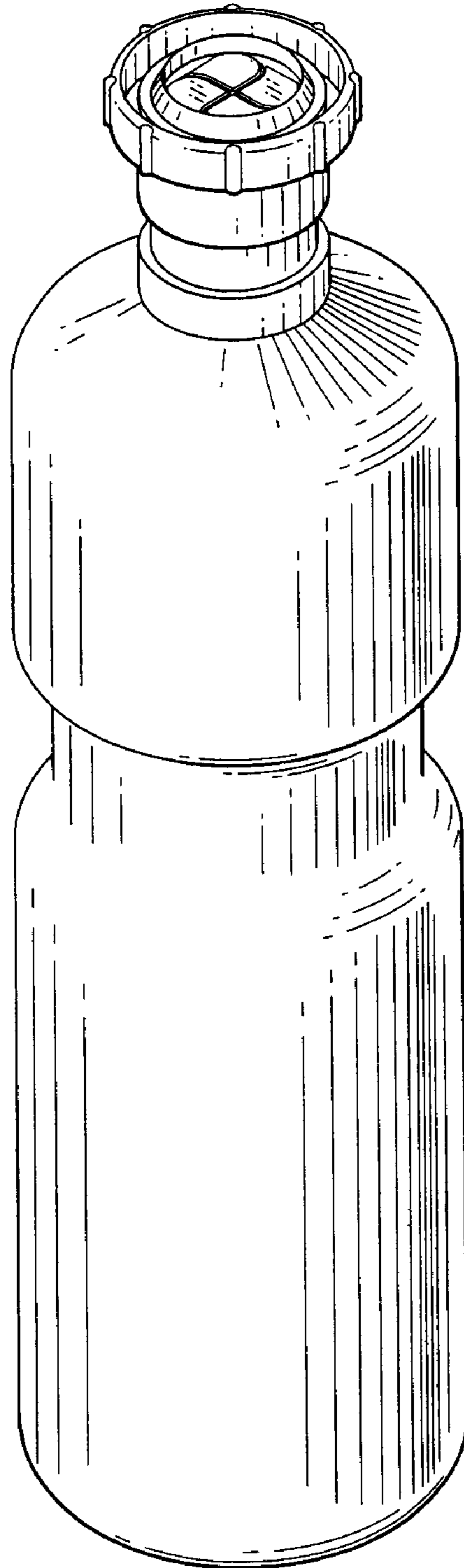


FIG. 1

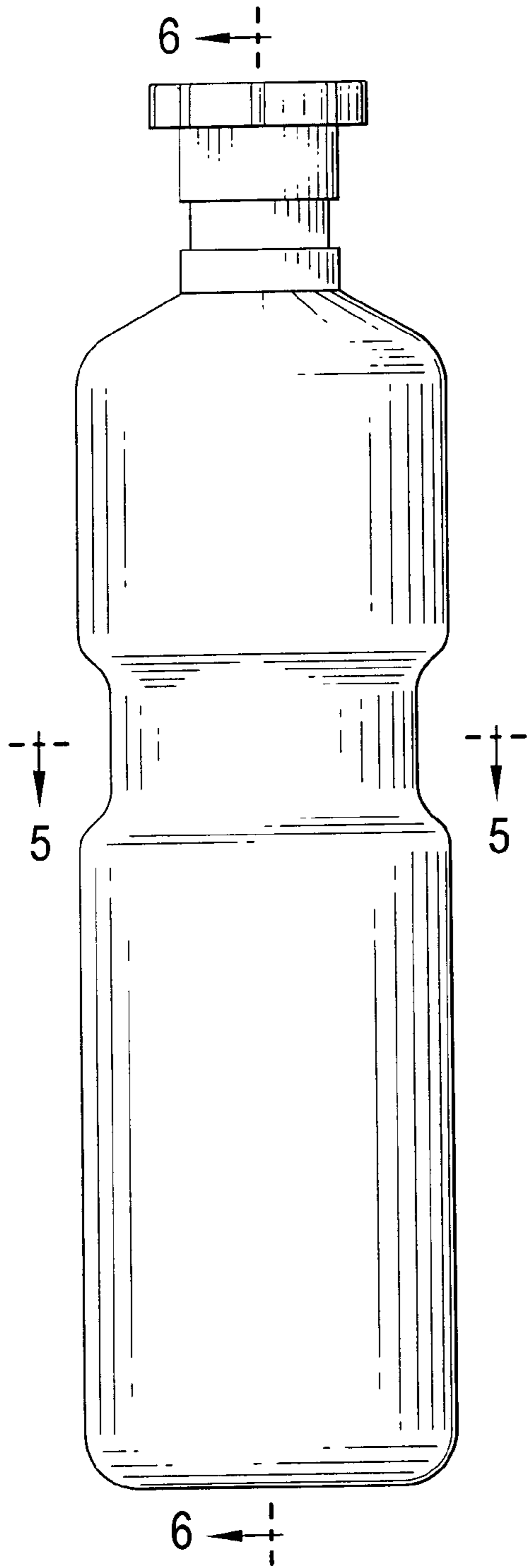


FIG. 2

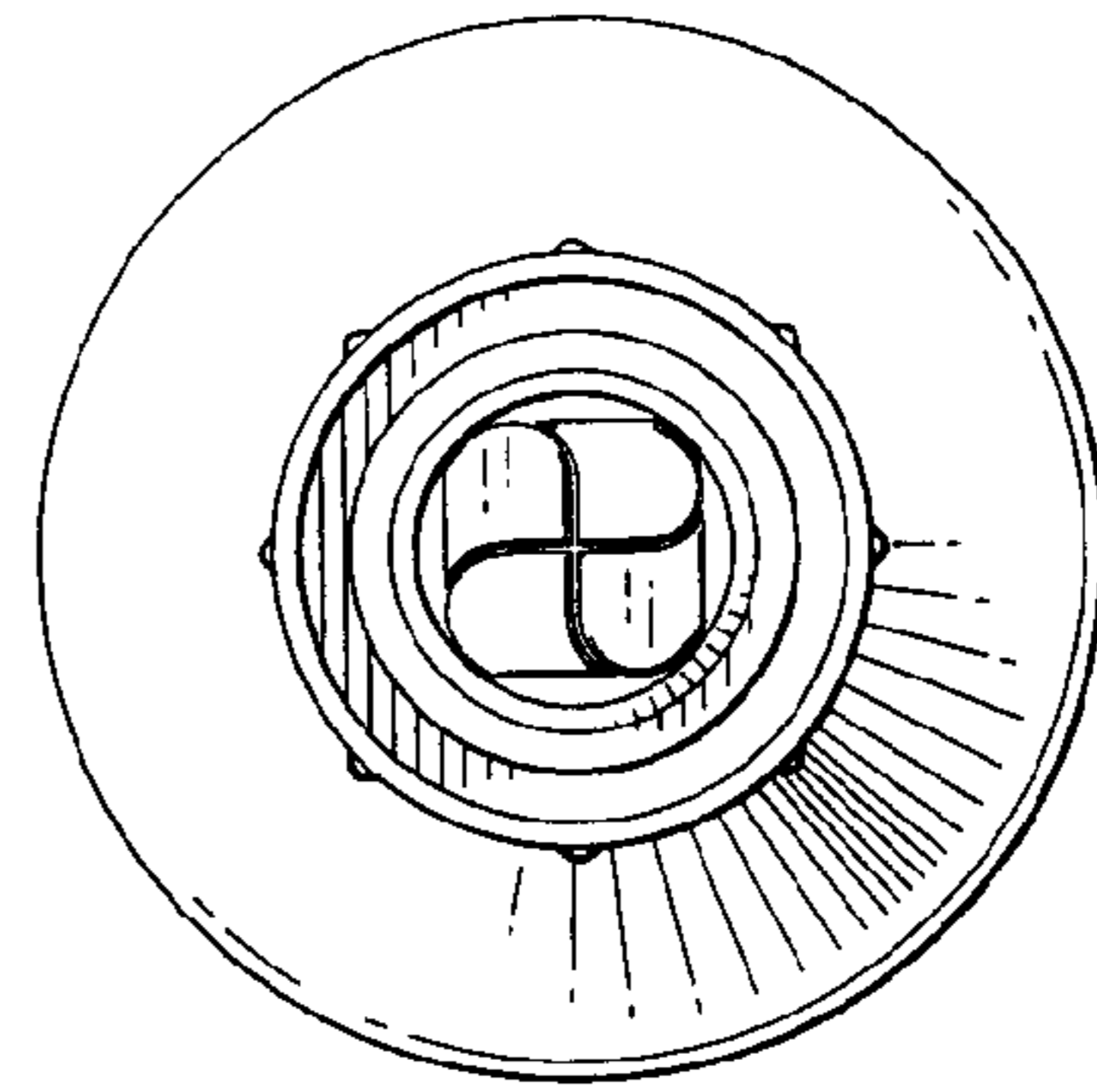


FIG. 3

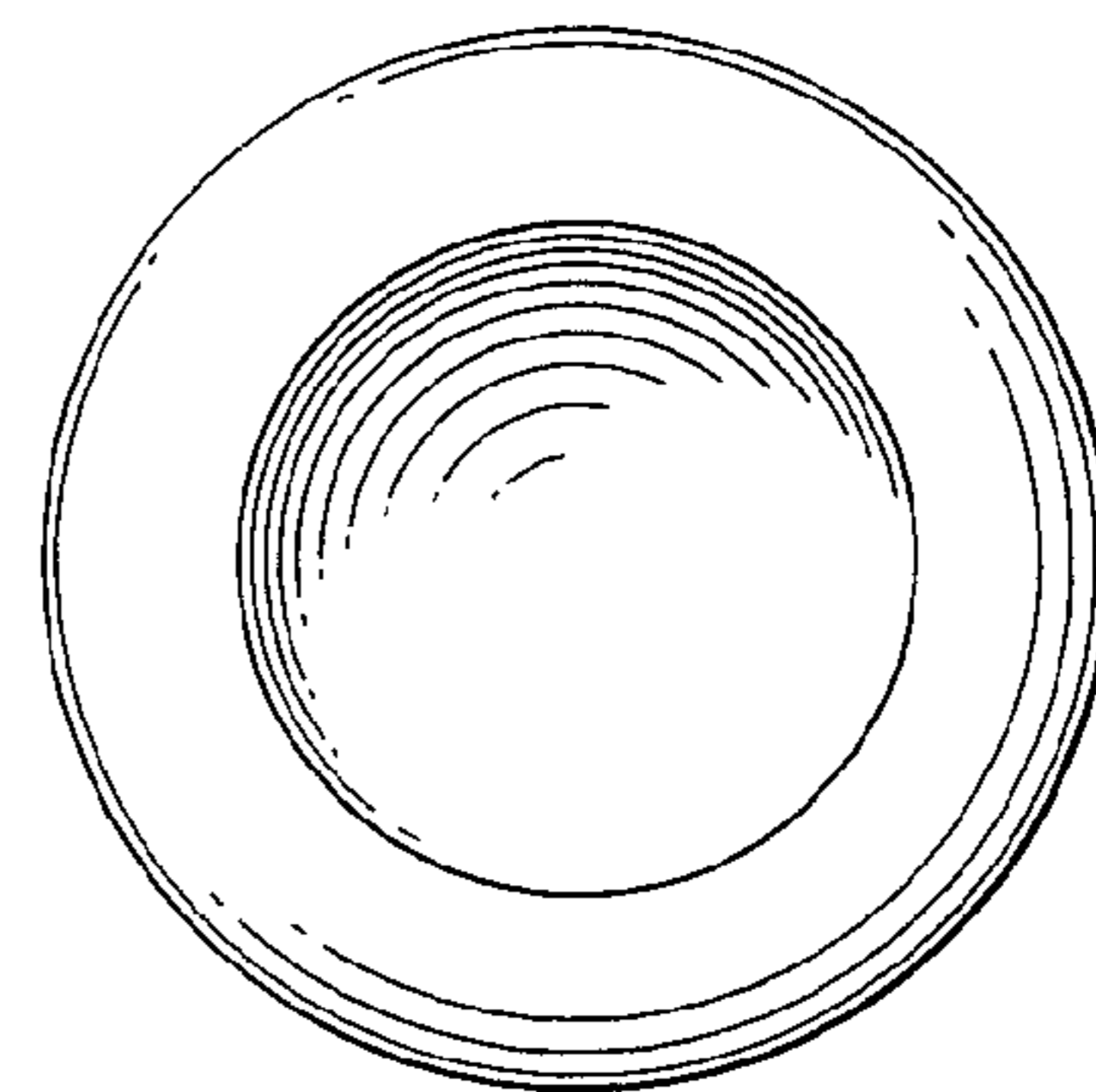


FIG. 4

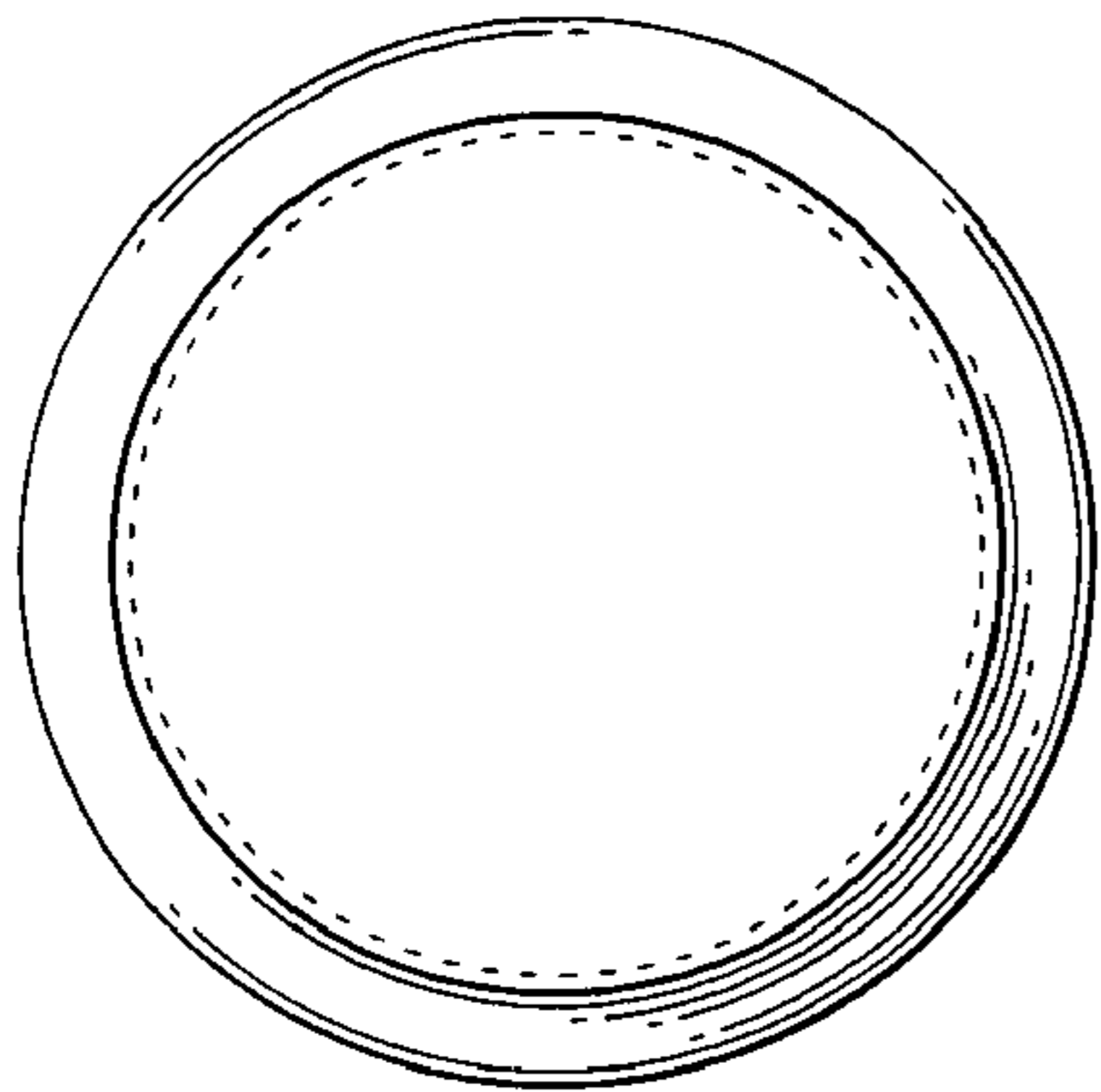


FIG. 5

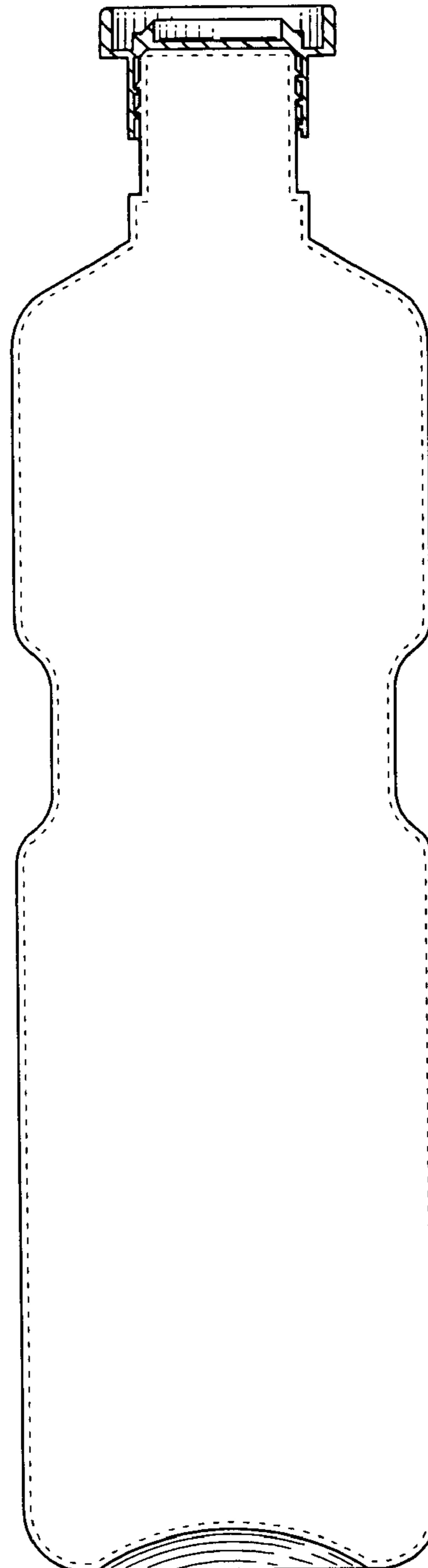


FIG. 6