

US00D522858S

(12) **United States Design Patent**
Snedden et al.

(10) **Patent No.:** **US D522,858 S**
(45) **Date of Patent:** **** Jun. 13, 2006**

- (54) **LID WITH RECESS**
- (75) Inventors: **Craig Snedden**, Culver City, CA (US);
George A. Golota, Glenview, IL (US)
- (73) Assignee: **Clear Lam Packaging, Inc.**, Elk Grove
Village, IL (US)
- (**) Term: **14 Years**

- D305,618 S * 1/1990 Blaser D9/456
- D398,524 S * 9/1998 Waterhouse D9/737
- D416,754 S * 11/1999 Laib D7/392.1
- D439,159 S * 3/2001 Chen D9/443
- D459,078 S * 6/2002 Tondino D3/313
- D464,847 S * 10/2002 Klock et al. D7/391
- D468,154 S * 1/2003 Klock et al. D7/392.1
- D484,364 S * 12/2003 Bailey et al. D7/553.2
- 2004/0166207 A1 * 8/2004 Vincent et al. 426/106

* cited by examiner

Primary Examiner—Robert M. Spear
Assistant Examiner—Susan Bennett Hattan
(74) *Attorney, Agent, or Firm*—Cardinal Law Group

- (21) Appl. No.: **29/216,409**
- (22) Filed: **Nov. 2, 2004**
- (51) **LOC (8) Cl.** **09-07**
- (52) **U.S. Cl.** **D9/435**
- (58) **Field of Classification Search** D9/499,
D9/457, 456, 455, 450, 443, 435, 434, 737;
D7/601, 553.2, 553.1, 541, 392.1, 391; D3/319,
D3/318, 313, 272; 229/117.27; 222/531;
220/258.2, 254.3, 555–557; 426/119, 113,
426/109, 106
See application file for complete search history.

(57) **CLAIM**

The ornamental design for a lid with recess, as shown and described.

DESCRIPTION

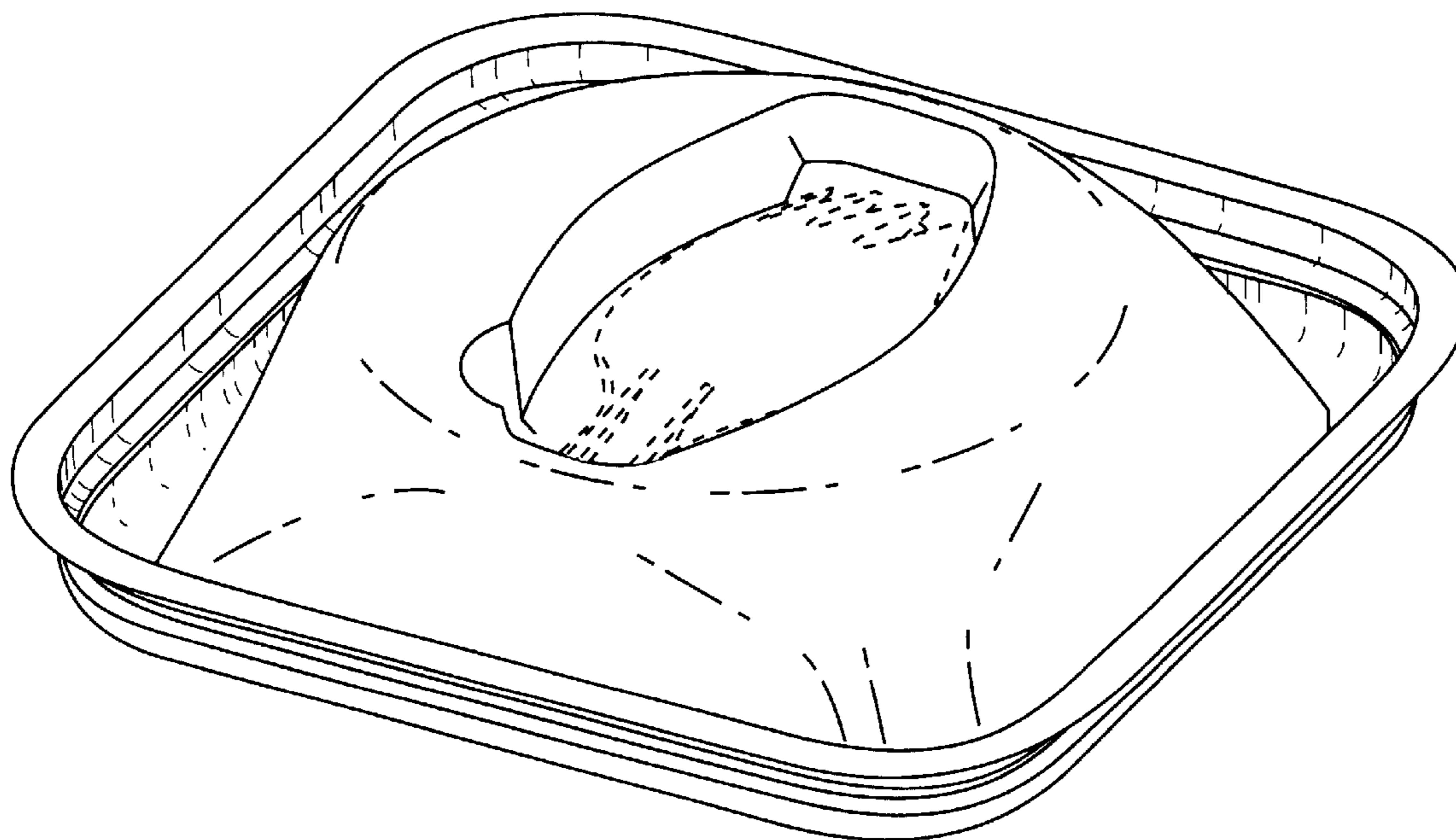
FIG. 1 is a perspective view of the lid with recess;
FIG. 2 is a side view of the lid with recess;
FIG. 3 is a top view of the lid with recess; and,
FIG. 4 is a bottom view of the lid with recess.
The broken lines in the figures showing a folding utensil
within the recess are for illustrative purposes only and form
no part of the claimed design.

(56) **References Cited**

U.S. PATENT DOCUMENTS

- D204,147 S * 3/1966 Ward D7/541
- 3,633,785 A * 1/1972 Cyr et al. 220/556
- D235,402 S * 6/1975 Barrington D7/391
- D282,044 S * 1/1986 McClelland D7/391

1 Claim, 2 Drawing Sheets






FIG. 2

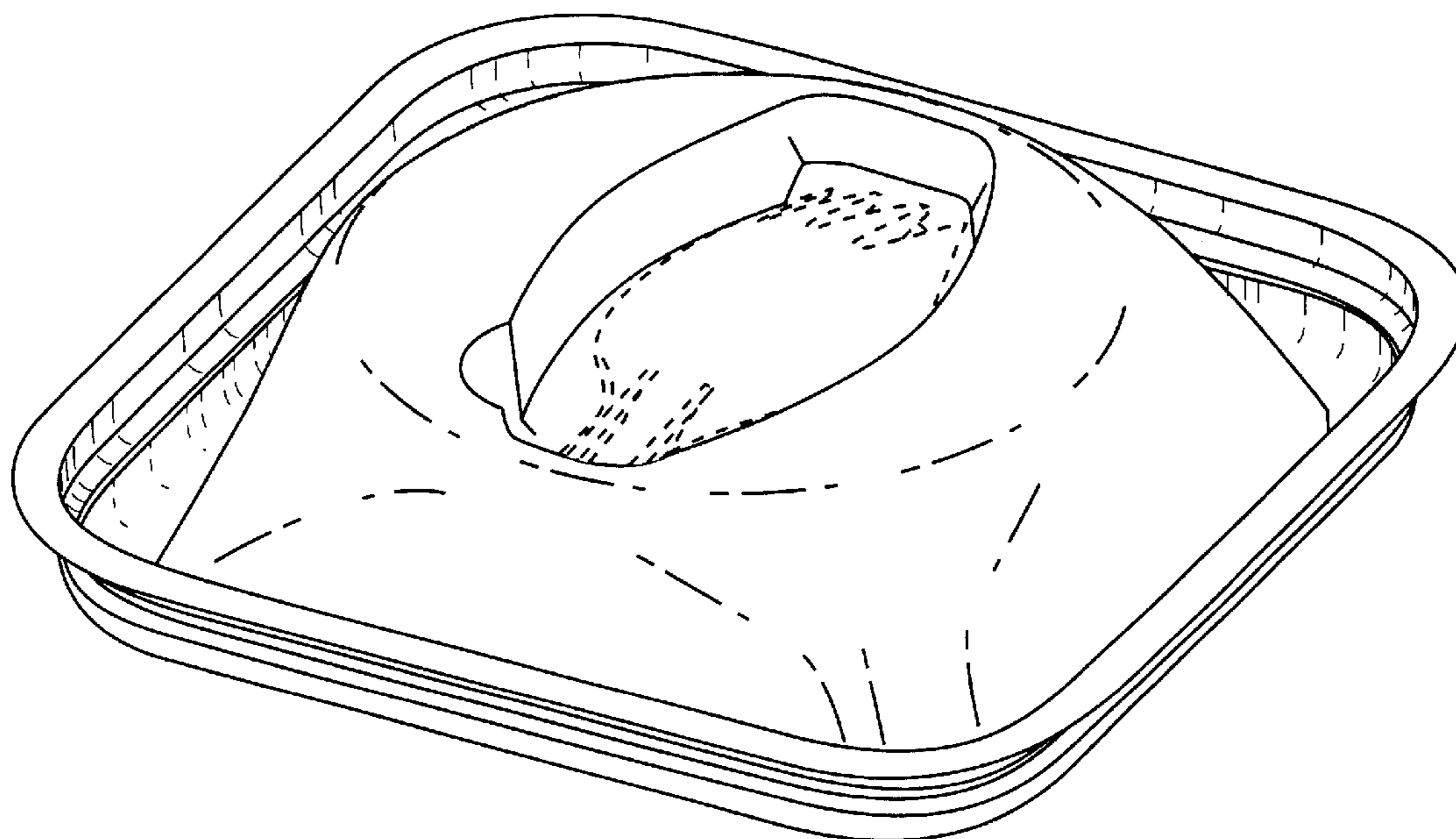


FIG. 1

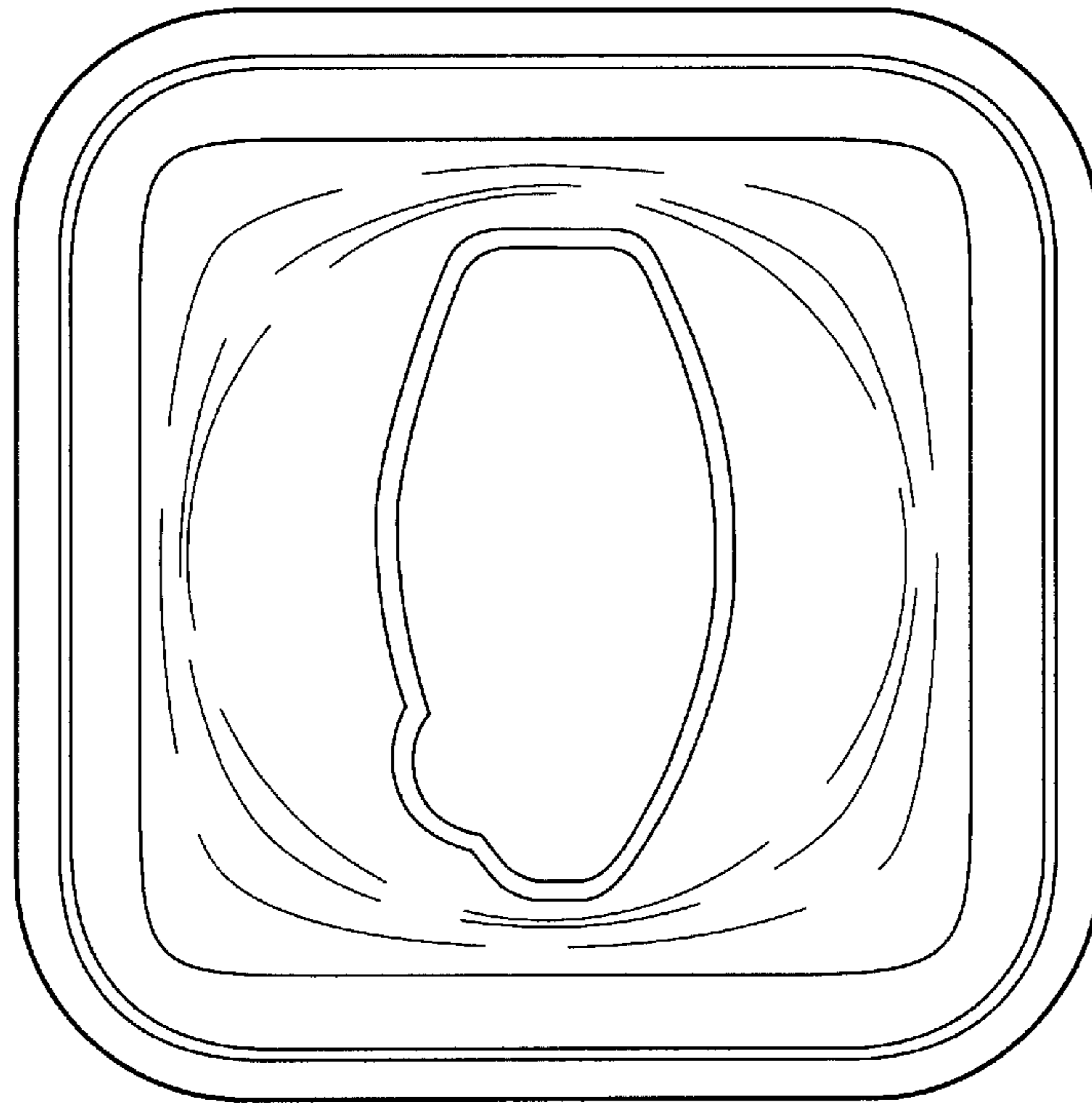


FIG. 4

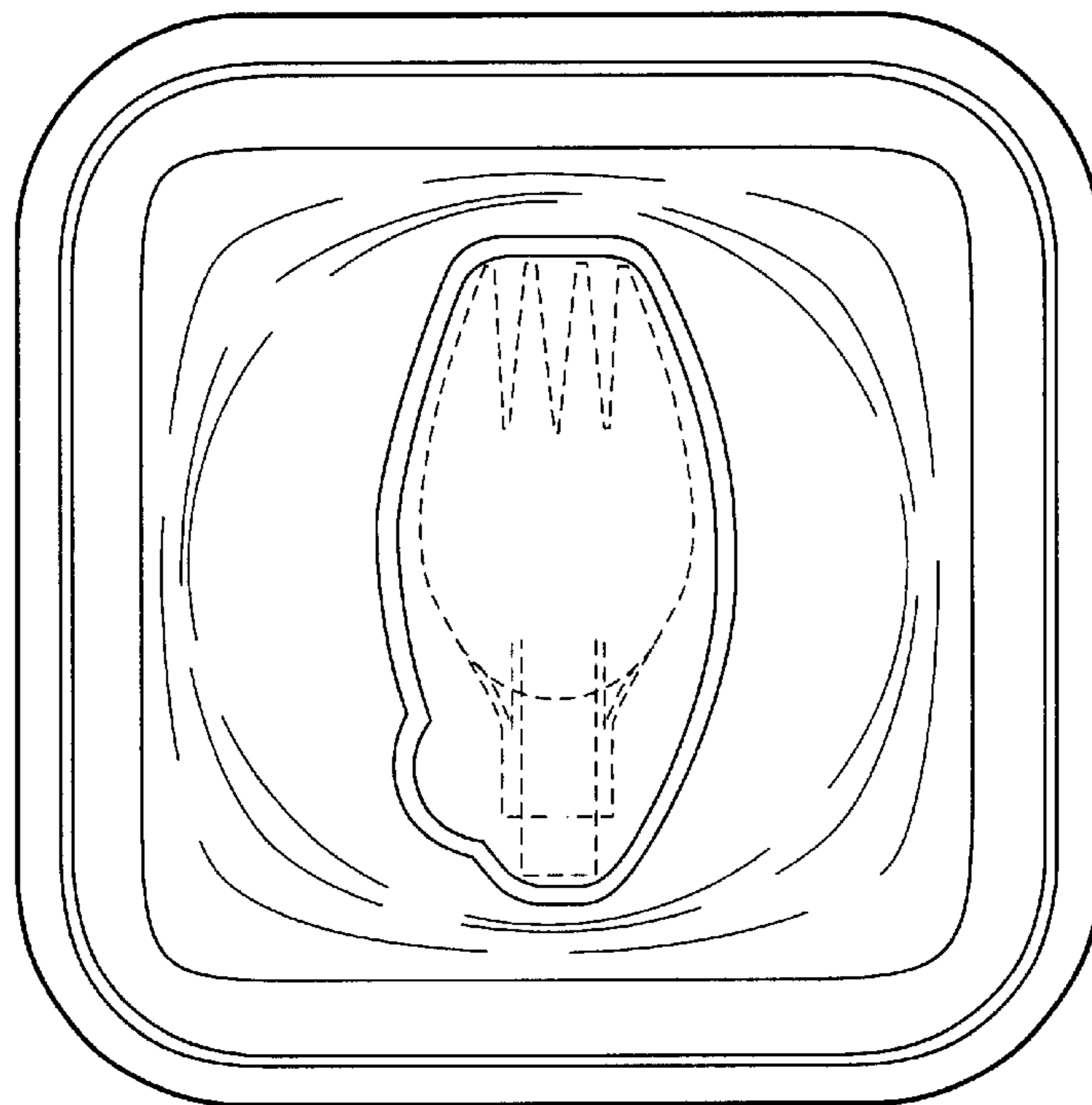


FIG. 3