



US00D522841S

(12) **United States Design Patent**  
**Hanna et al.**

(10) **Patent No.:** **US D522,841 S**  
(45) **Date of Patent:** **\*\* Jun. 13, 2006**

- (54) **HANDLESET GRIP**
- (75) Inventors: **Aaron E. Hanna**, Corona, CA (US);  
**Yos Singtoroj**, Anaheim, CA (US)
- (73) Assignee: **Newfrey LLC**, Newark, DE (US)
- (\*\*) Term: **14 Years**
- (21) Appl. No.: **29/211,999**
- (22) Filed: **Aug. 25, 2004**
- (51) **LOC (8) Cl.** ..... **08-01**
- (52) **U.S. Cl.** ..... **D8/315; D8/300**
- (58) **Field of Classification Search** ..... D8/300,  
D8/307, 310, 311, 313, 314-316, 319-321,  
D8/336, 338, DIG. 1, DIG. 2, DIG. 16, DIG. 30;  
16/110.1, DIG. 30  
See application file for complete search history.

- D182,075 S \* 2/1958 Lubberts et al. .... D8/306
- D185,769 S 7/1959 Meer
- D186,188 S 9/1959 Vose
- D187,261 S \* 2/1960 Lubberts et al. .... D8/318
- 3,303,717 A 2/1967 Valenti
- D208,326 S 8/1967 Sonnenleiter
- D213,431 S 3/1969 Stone
- D218,011 S 7/1970 Sonnenleiter
- D218,877 S 10/1970 Clayton
- D219,862 S 2/1971 Deadrick
- D220,935 S \* 6/1971 Teguer et al. .... D8/318
- D223,992 S 6/1972 Gerlach
- D224,776 S 9/1972 Tegner
- D225,820 S 1/1973 Tegner

(Continued)

**OTHER PUBLICATIONS**

Sager Builders' Hardware Catalog, Yale Manufacturing Company, no. 37, Chicago, I.L., p. 229 (1 page).\*

*Primary Examiner*—Prabhakar Deshmuckh  
*Assistant Examiner*—Jean E. McCormick  
(74) *Attorney, Agent, or Firm*—Richard J. Veltman; John D. DelPonti

(56) **References Cited**

**U.S. PATENT DOCUMENTS**

- 21,981 A 11/1858 Sargent
- D3,691 S 10/1869 Brocksieper
- D4,110 S 6/1870 Rulf
- D5,766 S 4/1872 Wunder
- D8,711 S 10/1875 Steele
- 186,018 A 1/1877 Ransom
- D27,302 S 7/1897 Danley
- D39,779 S 1/1909 Herrick
- D60,576 S 3/1922 Schlink
- 1,568,579 A 1/1926 Whiting
- 1,636,011 A 7/1927 Nicholson
- D73,420 S 9/1927 Whitaker
- D80,866 S 4/1930 Spector
- D82,240 S 10/1930 Ackerman
- D82,675 S 12/1930 Gullborg
- 2,355,300 A 8/1944 Johnstone
- D138,911 S 9/1944 Stone
- D142,945 S 11/1945 Borchers
- 2,400,229 A 5/1946 Freeman
- 2,565,024 A 8/1951 Hill, Jr.
- 2,602,319 A 7/1952 Jacobi
- D170,724 S 2/1953 Stahl
- 2,702,468 A 2/1955 Spain

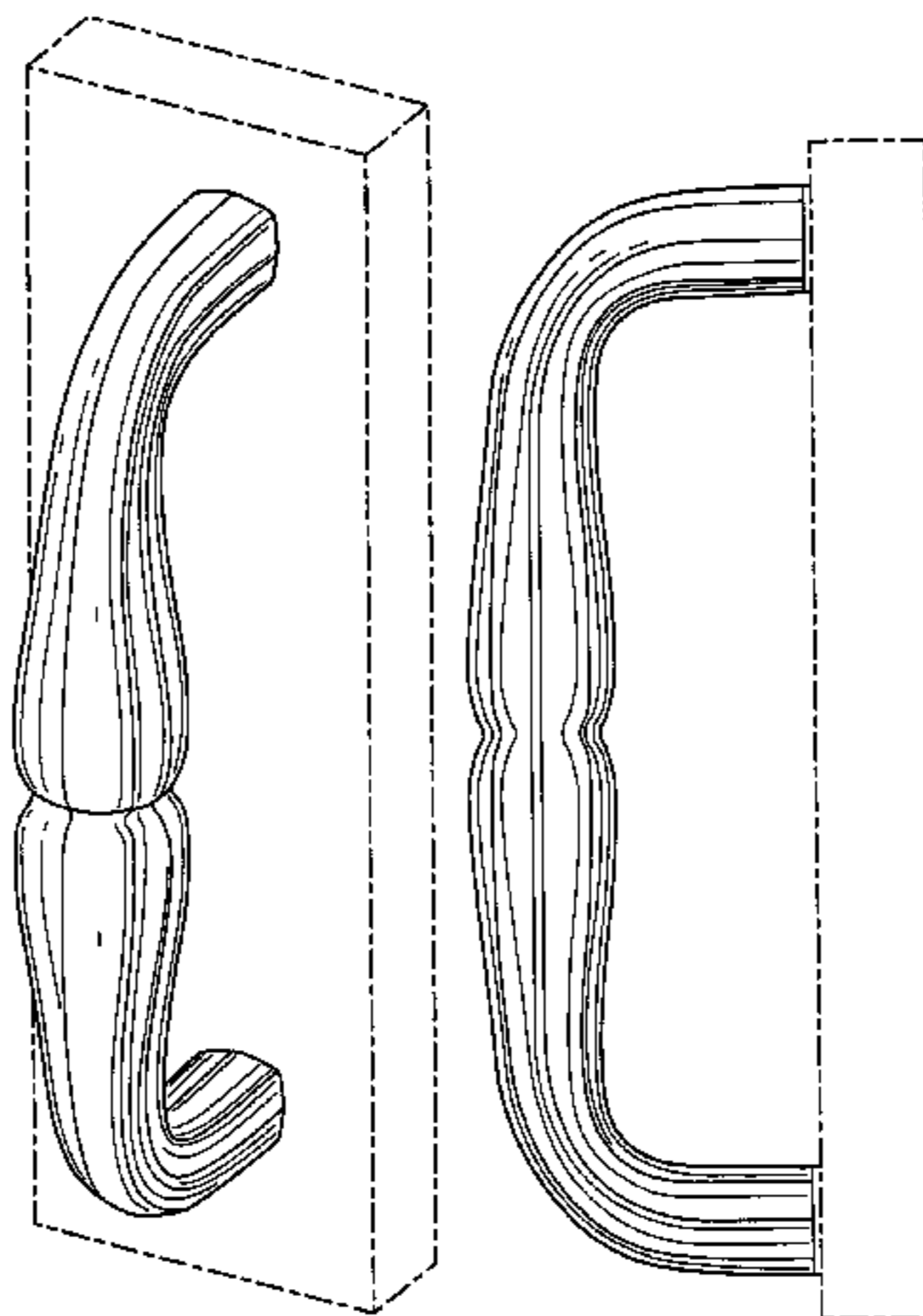
(57) **CLAIM**

The ornamental design for a handset grip, as shown and described.

**DESCRIPTION**

FIG. 1 is a perspective view of our new design for a handset grip;  
FIG. 2 is a front elevational view thereof;  
FIG. 3 is a top plan view, the bottom plan view being a mirror image thereof;  
FIG. 4 is a right side elevational view, the left side being a mirror image thereof; and,  
FIG. 5 is a back elevational view thereof.  
The broken line showing of the background environment in FIGS. 1-4 and the diameter of the attachment hole in FIG. 5 are for illustrative purposes only and forms no part of the claimed design.

**1 Claim, 5 Drawing Sheets**



# US D522,841 S

Page 2

## U.S. PATENT DOCUMENTS

D226,550 S	3/1973	Mellyn		D261,857 S	11/1981	Valli	
D229,294 S	11/1973	Clayton		D264,304 S	5/1982	Kupperman et al.	
D231,192 S	4/1974	Tegner		D272,800 S	* 2/1984	Pawlow .....	D8/318
D231,319 S	4/1974	James		D274,035 S	* 5/1984	Pawlow .....	D8/316
D233,409 S	10/1974	Zagaroli		D300,505 S	* 4/1989	Palm et al. ....	D8/318
D234,070 S	1/1975	Watt, Jr.		D306,251 S	2/1990	Kuli	
D234,338 S	2/1975	Tegner		D312,956 S	12/1990	Boeri	
D236,876 S	9/1975	Tegner		D318,783 S	8/1991	Fleming et al.	
D236,877 S	9/1975	Tegner		D332,386 S	1/1993	Plummer	
D240,706 S	7/1976	Palm, Jr.		D362,609 S	9/1995	Ellis et al.	
D246,091 S	10/1977	James		D363,204 S	10/1995	Ellis et al.	
D246,093 S	10/1977	James		D392,174 S	3/1998	Zeiss	
D246,427 S	* 11/1977	Ridgway et al. ....	D8/318	D403,238 S	12/1998	Burris	
D246,695 S	* 12/1977	Clayton .....	D8/319	D409,072 S	5/1999	Clavin	
D246,890 S	1/1978	Yu		D410,834 S	6/1999	Hsu	
D251,462 S	4/1979	Tegner		D418,386 S	1/2000	Baskauskas et al.	
4,192,161 A	3/1980	Borlinghaus		D447,927 S	9/2001	LaPlume et al.	
D258,345 S	2/1981	Paul		D457,049 S	5/2002	Zoerner et al.	
D261,228 S	10/1981	Shames et al.		D472,448 S	4/2003	Fields	

\* cited by examiner

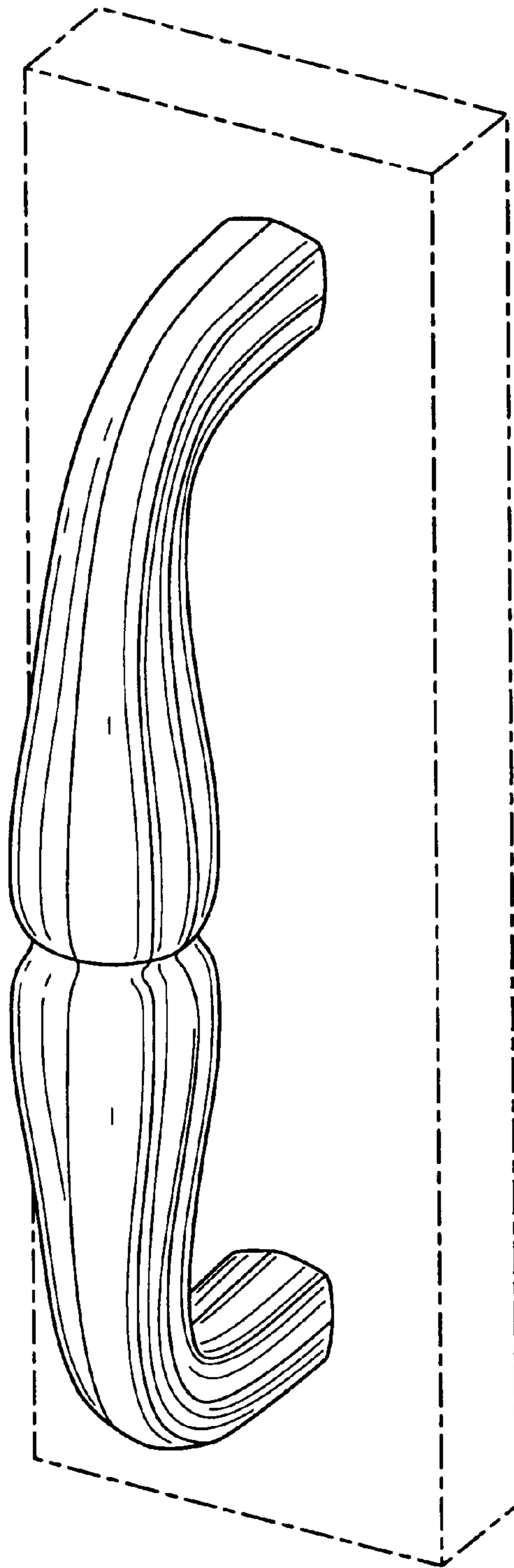


FIG. 1

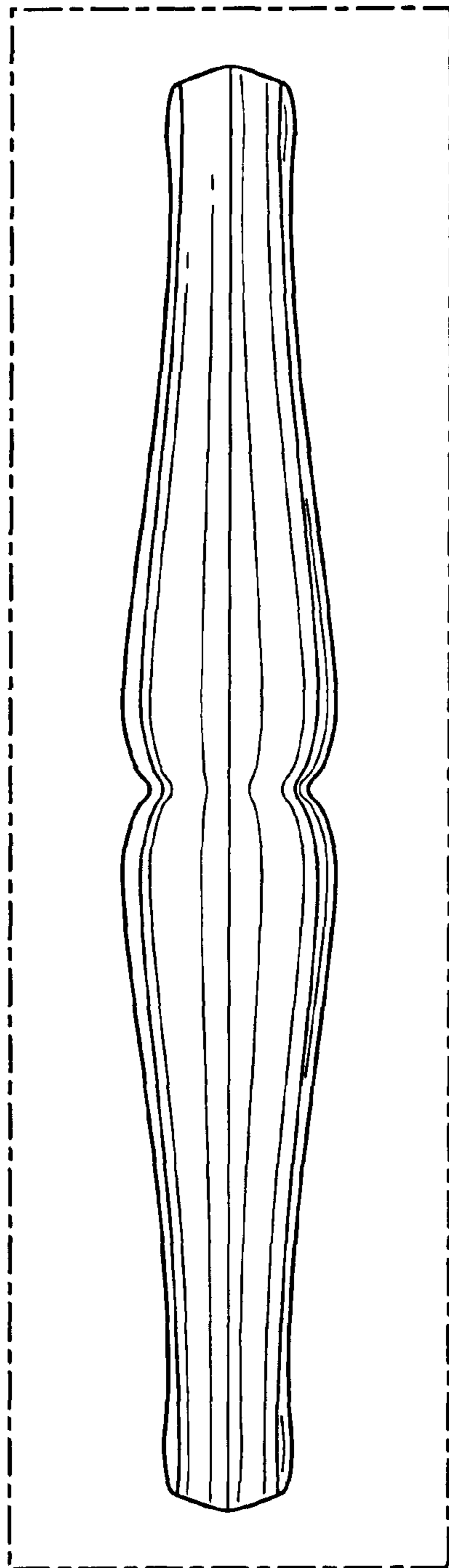


FIG. 2

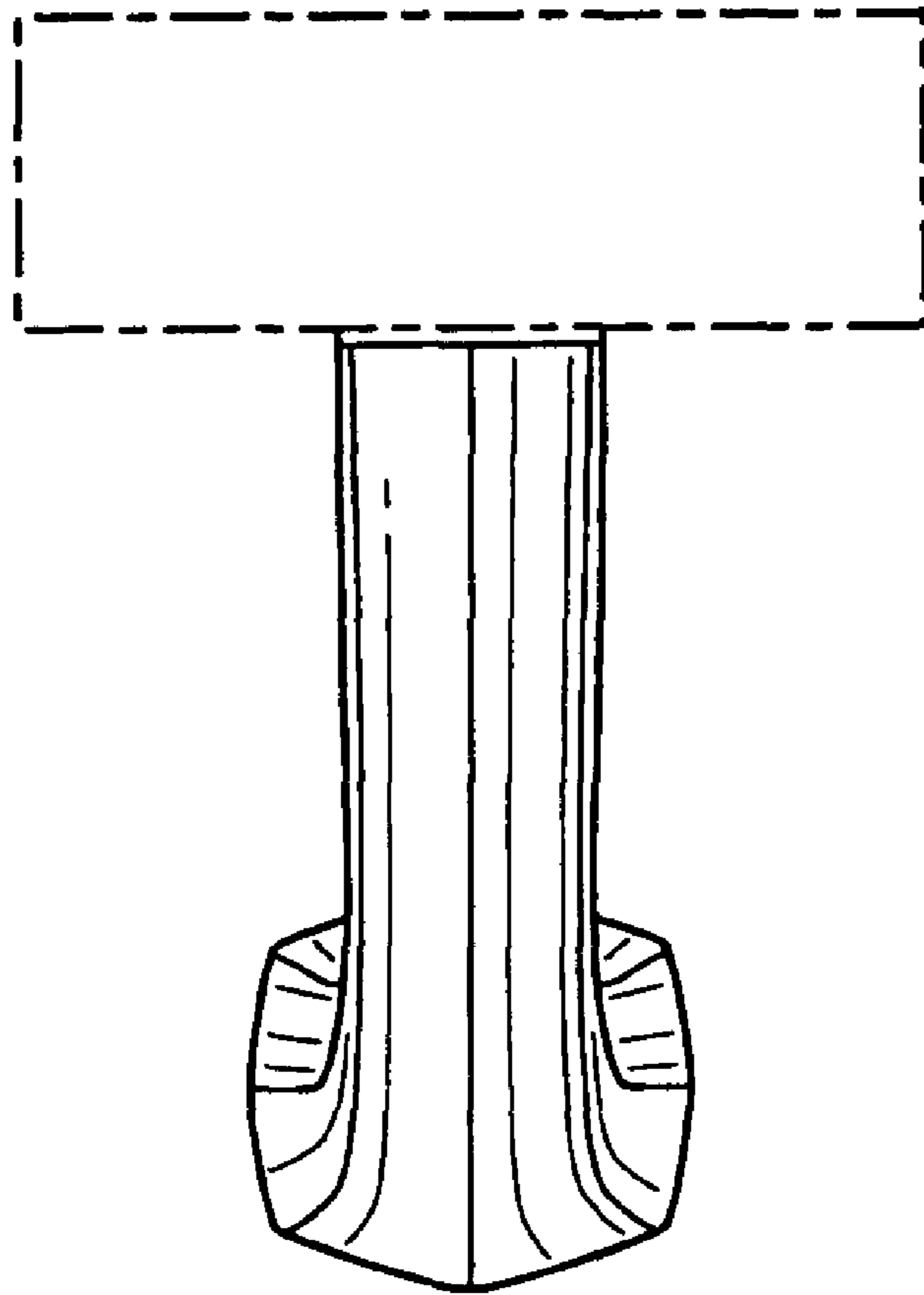


FIG. 3

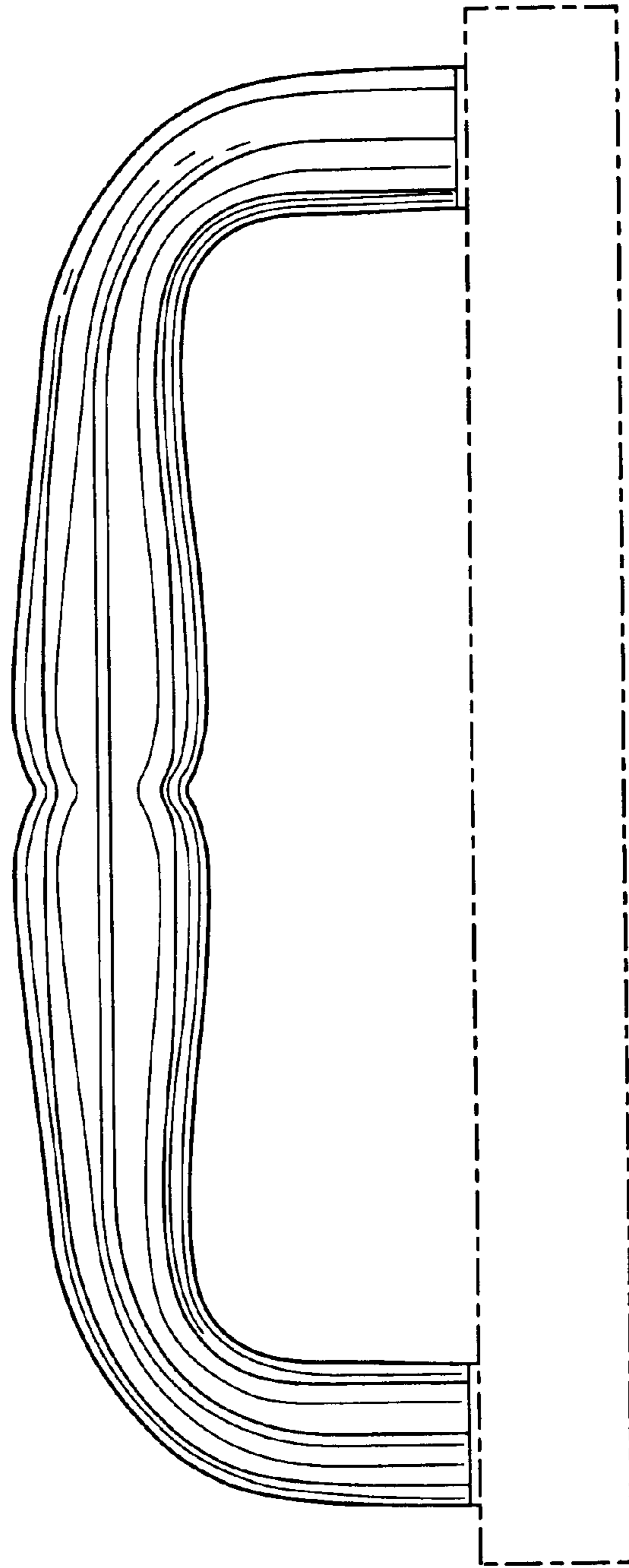


FIG. 4

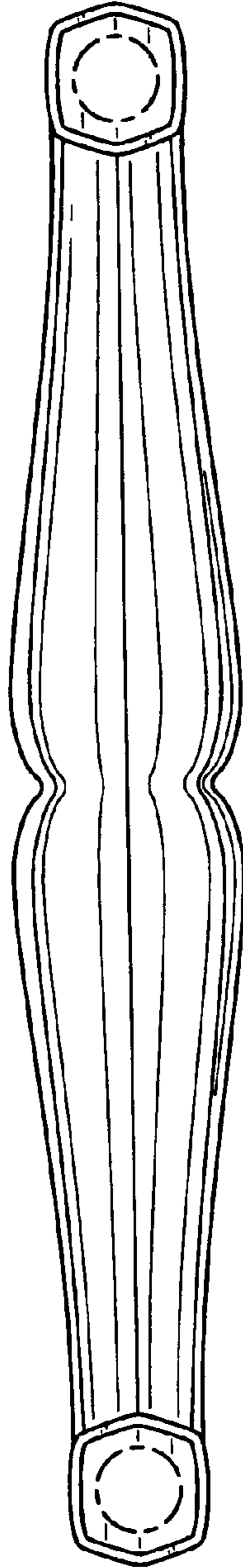


FIG. 5